



US00D635250S

(12) **United States Design Patent**  
**Rubio**

(10) **Patent No.:** **US D635,250 S**  
(45) **Date of Patent:** **\*\* Mar. 29, 2011**

- (54) **FEMININE HYGIENE PAD**
- (76) Inventor: **Ilse Rubio**, Los Angeles, CA (US)
- (\*\*) Term: **14 Years**
- (21) Appl. No.: **29/372,185**
- (22) Filed: **Oct. 26, 2010**

**Related U.S. Application Data**

- (63) Continuation-in-part of application No. 12/803,334, filed on Jun. 24, 2010, which is a continuation-in-part of application No. 29/349,696, filed on Apr. 23, 2010, now Pat. No. Des. 626,219.
- (51) **LOC (9) Cl.** ..... **24-04**
- (52) **U.S. Cl.** ..... **D24/125**
- (58) **Field of Classification Search** ..... D24/124–126;  
604/358, 364–367, 375, 378–379, 385.01,  
604/386, 387  
See application file for complete search history.

**References Cited**

**U.S. PATENT DOCUMENTS**

- D504,509 S \* 4/2005 Lavash ..... D24/124
- D541,932 S \* 5/2007 Lemaire et al. .... D24/124
- D543,622 S \* 5/2007 Lash et al. .... D24/124
- D543,623 S \* 5/2007 Lash et al. .... D24/124
- D585,984 S \* 2/2009 Cardin et al. .... D24/124

- D593,200 S \* 5/2009 Gagliardi et al. .... D24/124
- D594,973 S \* 6/2009 Francoeur ..... D24/124
- D607,996 S \* 1/2010 Noel et al. .... D24/124

\* cited by examiner

*Primary Examiner* — Holly H Baynham  
*Assistant Examiner* — Michelle E Wilson

(57) **CLAIM**

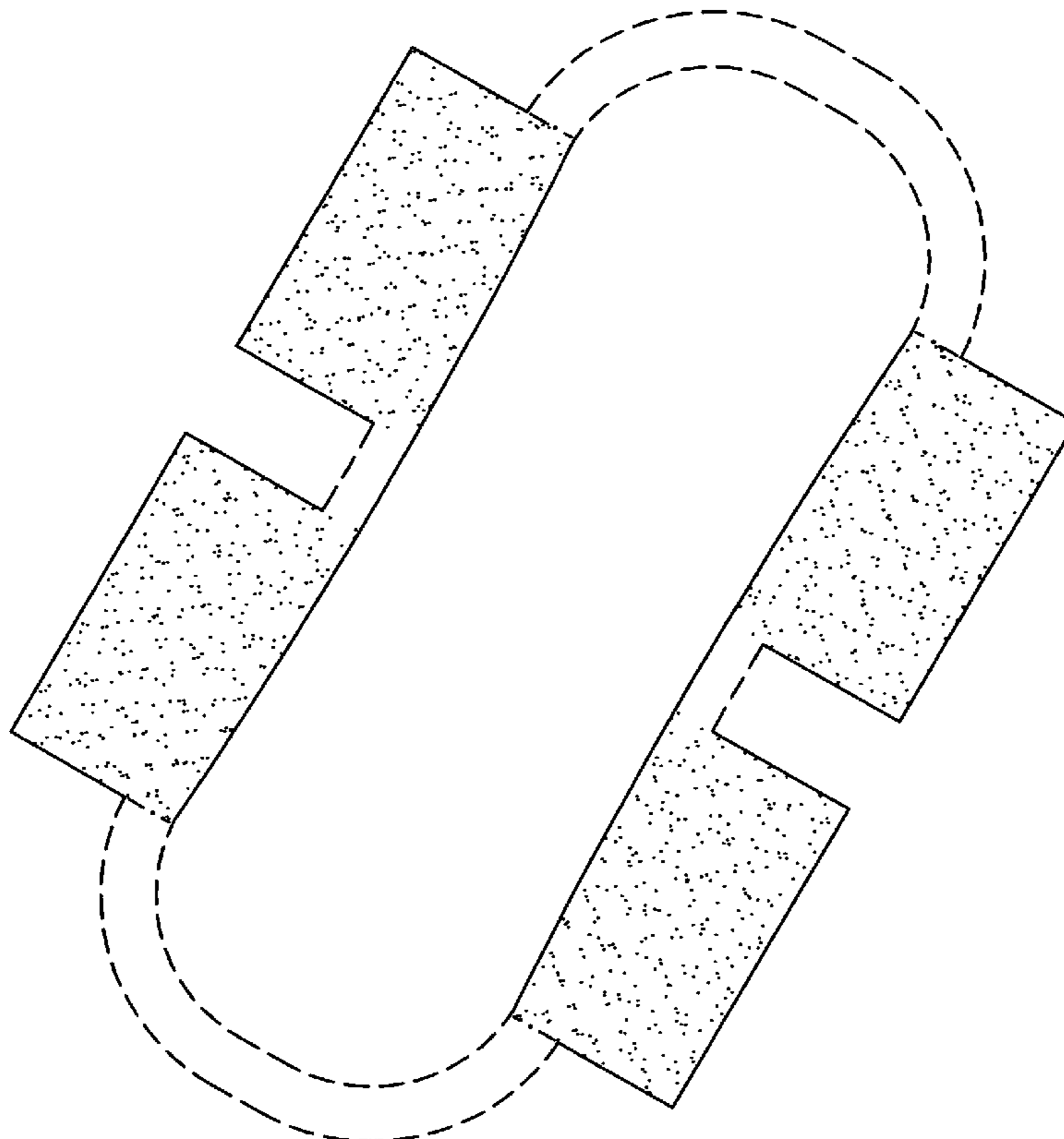
The ornamental design for a feminine hygiene pad, as shown and described

**DESCRIPTION**

FIG. 1 is a front elevational view of a feminine hygiene pad showing my new design;  
 FIG. 2 is another front elevational view of a feminine hygiene pad.  
 FIG. 3 is a top plan view thereof;  
 FIG. 4 is a side view thereof;  
 FIG. 5 is an end view thereof; and,  
 FIG. 6 is a bottom view thereof.

The broken line showing of a feminine hygiene pad is included for the purpose of illustrating environmental structure and forms no part of the claimed design.  
 The applied stipple shading on the wing perimeter represents a color contrast.  
 The dash dot line represents the boundary of the claim design.

**1 Claim, 4 Drawing Sheets**



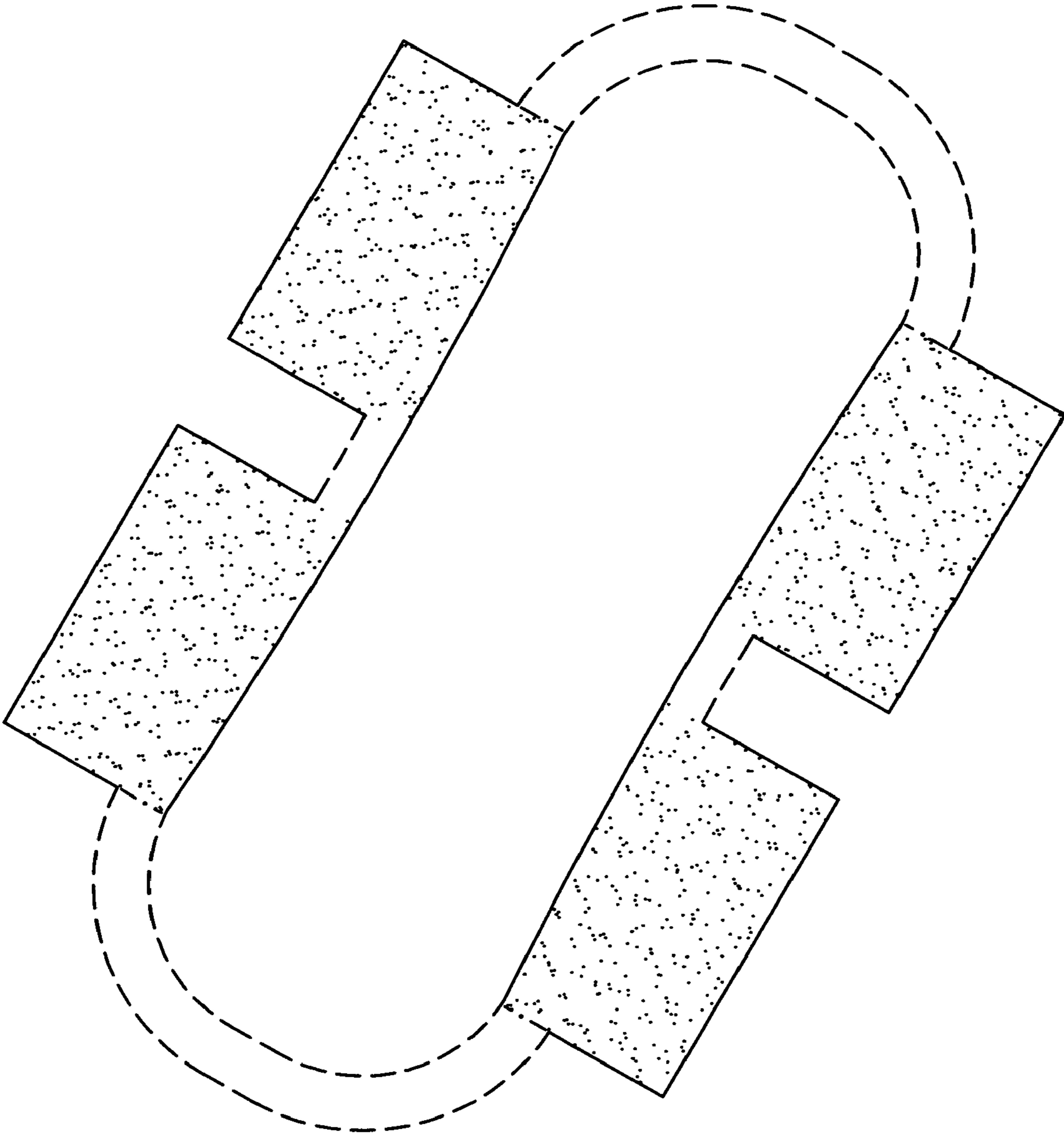


FIG. 1

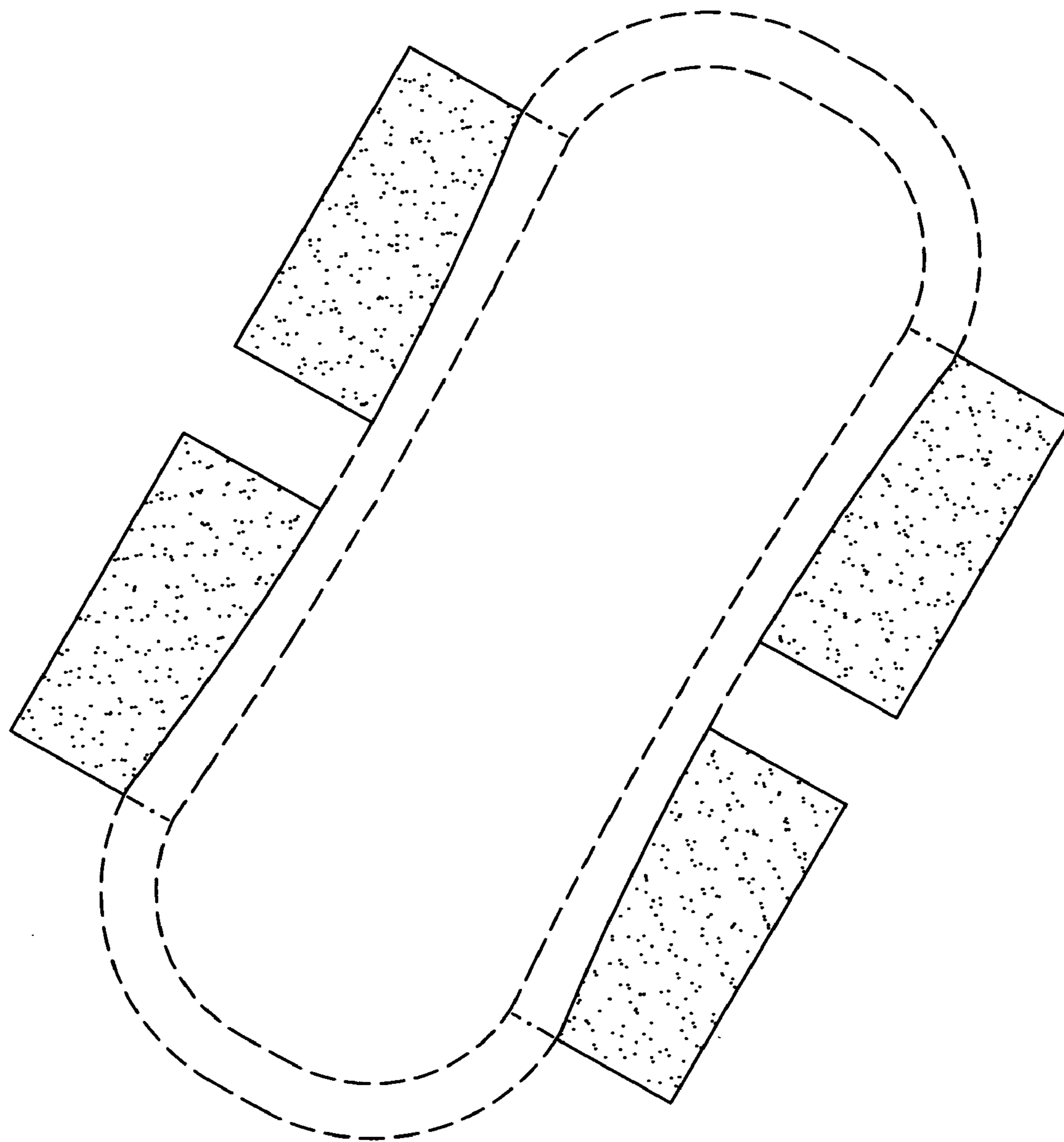


FIG. 2

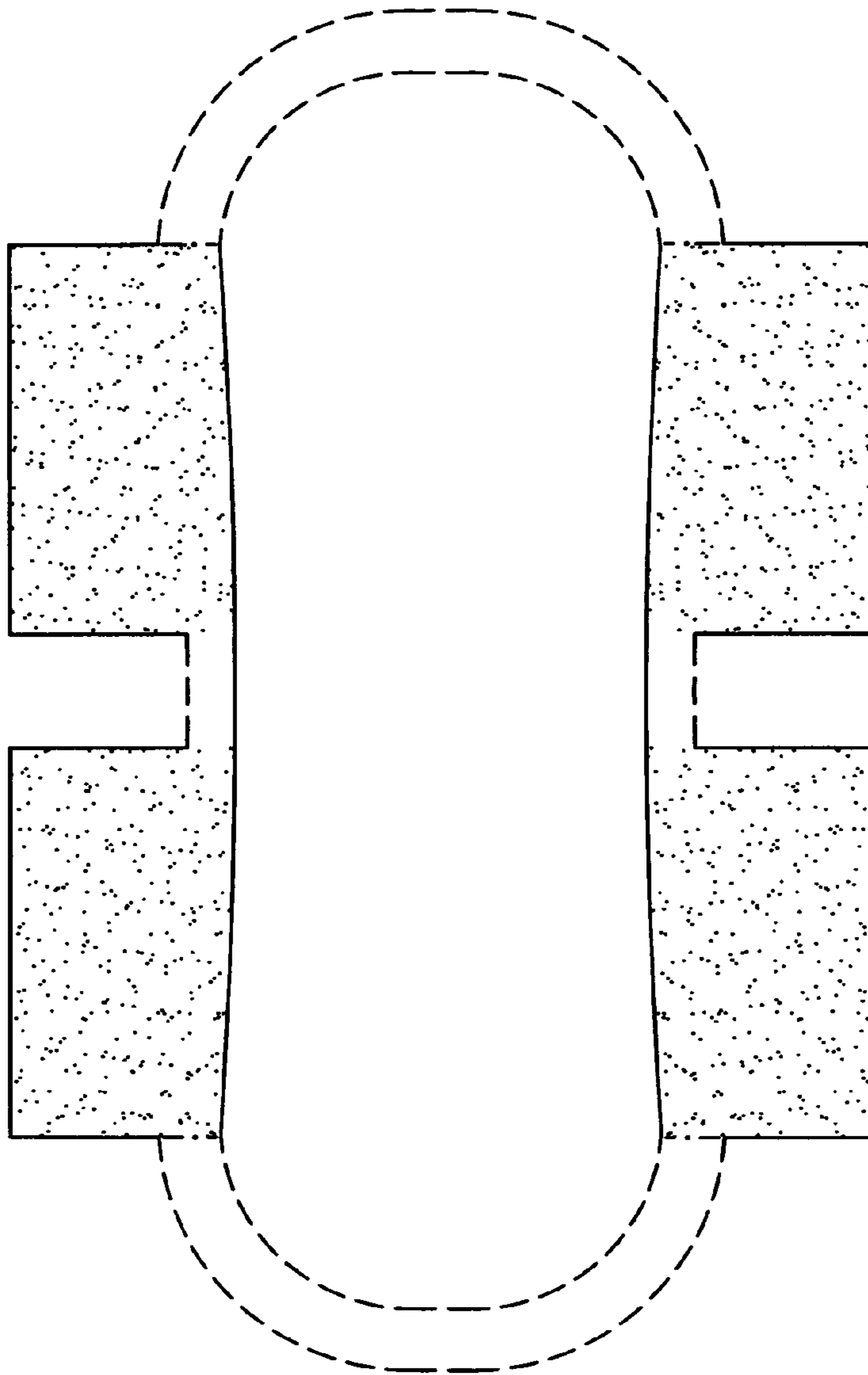


FIG. 3



FIG. 4



FIG. 5

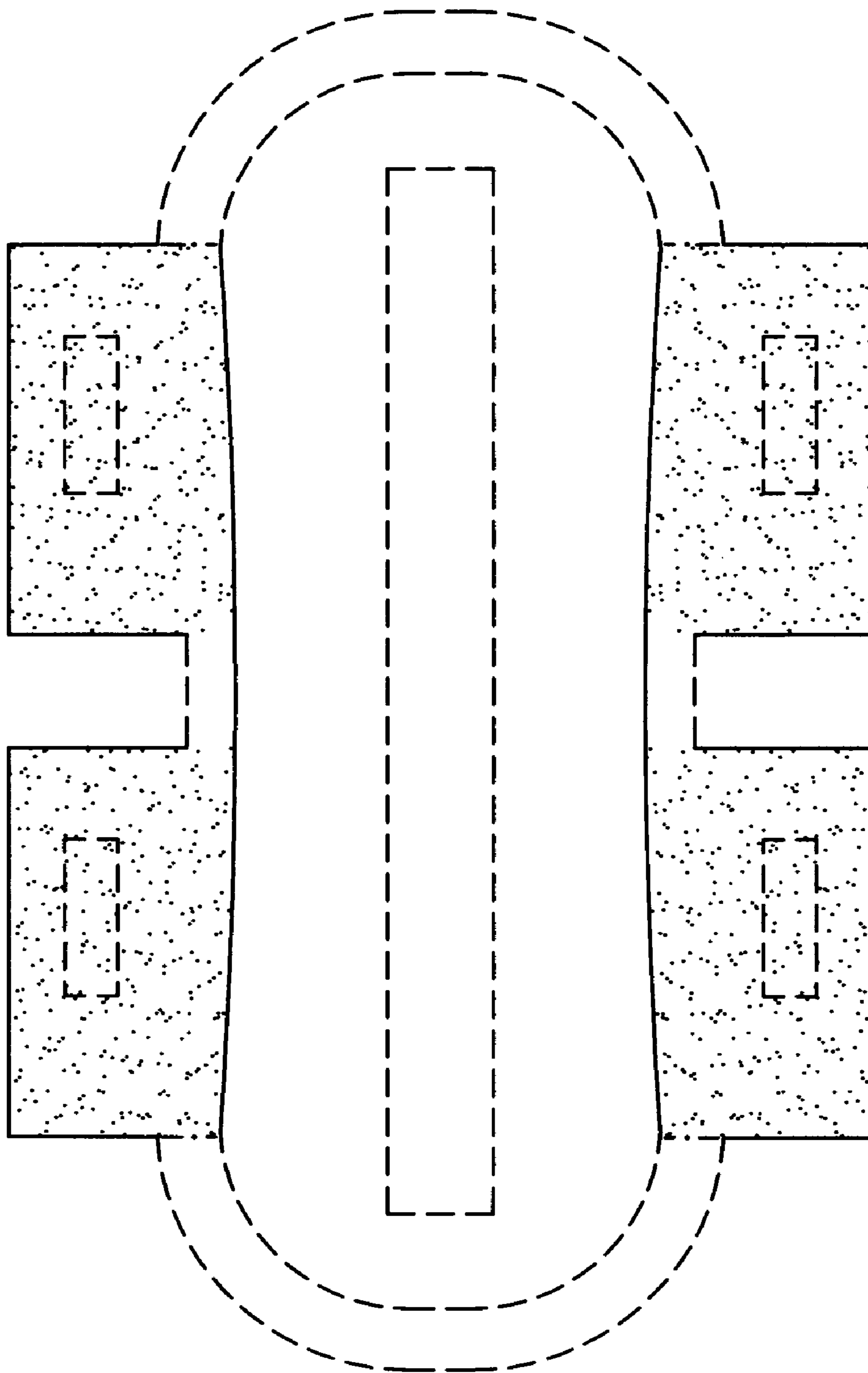


FIG. 6