



US00D635248S

(12) **United States Design Patent**
Coale

(10) **Patent No.:** **US D635,248 S**
(45) **Date of Patent:** **** Mar. 29, 2011**

- (54) **BONE CEMENT DISPENSER**
- (75) Inventor: **Bradford J. Coale**, Vernon, NJ (US)
- (73) Assignee: **EBI, LLC**, Parsippany, NJ (US)
- (**) Term: **14 Years**
- (21) Appl. No.: **29/344,639**
- (22) Filed: **Oct. 1, 2009**

Related U.S. Application Data

- (63) Continuation of application No. 29/334,894, filed on Apr. 3, 2009, now abandoned.
- (51) **LOC (9) Cl.** **24-02**
- (52) **U.S. Cl.** **D24/114**
- (58) **Field of Classification Search** D24/112-114, D24/133, 186, 104, 130, 127; 606/181, 185; 604/232, 187, 158, 164.08, 192, 263, 163, 604/181, 184, 198, 227; 366/160.4; D21/419, D21/430, 447, 448, 451, 452, 814
See application file for complete search history.

(56) **References Cited**

U.S. PATENT DOCUMENTS

938,544	A	11/1909	Ball	
3,281,023	A	10/1966	Bruck et al.	
3,417,971	A	12/1968	Blank et al.	
4,312,343	A	1/1982	LeVeen et al.	
4,583,974	A	4/1986	Kokernak	
4,723,938	A	2/1988	Goodin et al.	
4,832,692	A	5/1989	Box et al.	
5,071,040	A	12/1991	Laptewicz, Jr.	
D376,423	S *	12/1996	Monea	D24/114
D377,830	S *	2/1997	Lai	D24/114
5,603,701	A	2/1997	Fischer	
D378,406	S *	3/1997	Kugler	D24/114
5,842,786	A	12/1998	Solomon	
5,876,116	A	3/1999	Barker et al.	
5,961,211	A	10/1999	Barker et al.	

6,019,765	A	2/2000	Thornhill et al.	
6,024,480	A	2/2000	Seaton et al.	
6,033,105	A	3/2000	Barker et al.	
D429,812	S *	8/2000	Hjertman et al.	D24/114
D446,578	S *	8/2001	Jansen et al.	D24/114
D447,559	S *	9/2001	Jansen et al.	D24/114
D448,474	S *	9/2001	Jansen et al.	D24/114
D448,475	S *	9/2001	Jansen et al.	D24/114
6,302,574	B1 *	10/2001	Chan	366/160.4
6,367,962	B1	4/2002	Mizutani et al.	
6,383,190	B1	5/2002	Preissman	
D463,546	S *	9/2002	Jansen et al.	D24/114
6,550,957	B2	4/2003	Mizutani et al.	
6,699,214	B2	3/2004	Gellman	
7,014,640	B2	3/2006	Kemppainen et al.	
D536,786	S *	2/2007	Schreiner et al.	D24/133

(Continued)

FOREIGN PATENT DOCUMENTS

EP 1400213 A1 3/2004

Primary Examiner — David G Muller

(74) *Attorney, Agent, or Firm* — Harness, Dickey

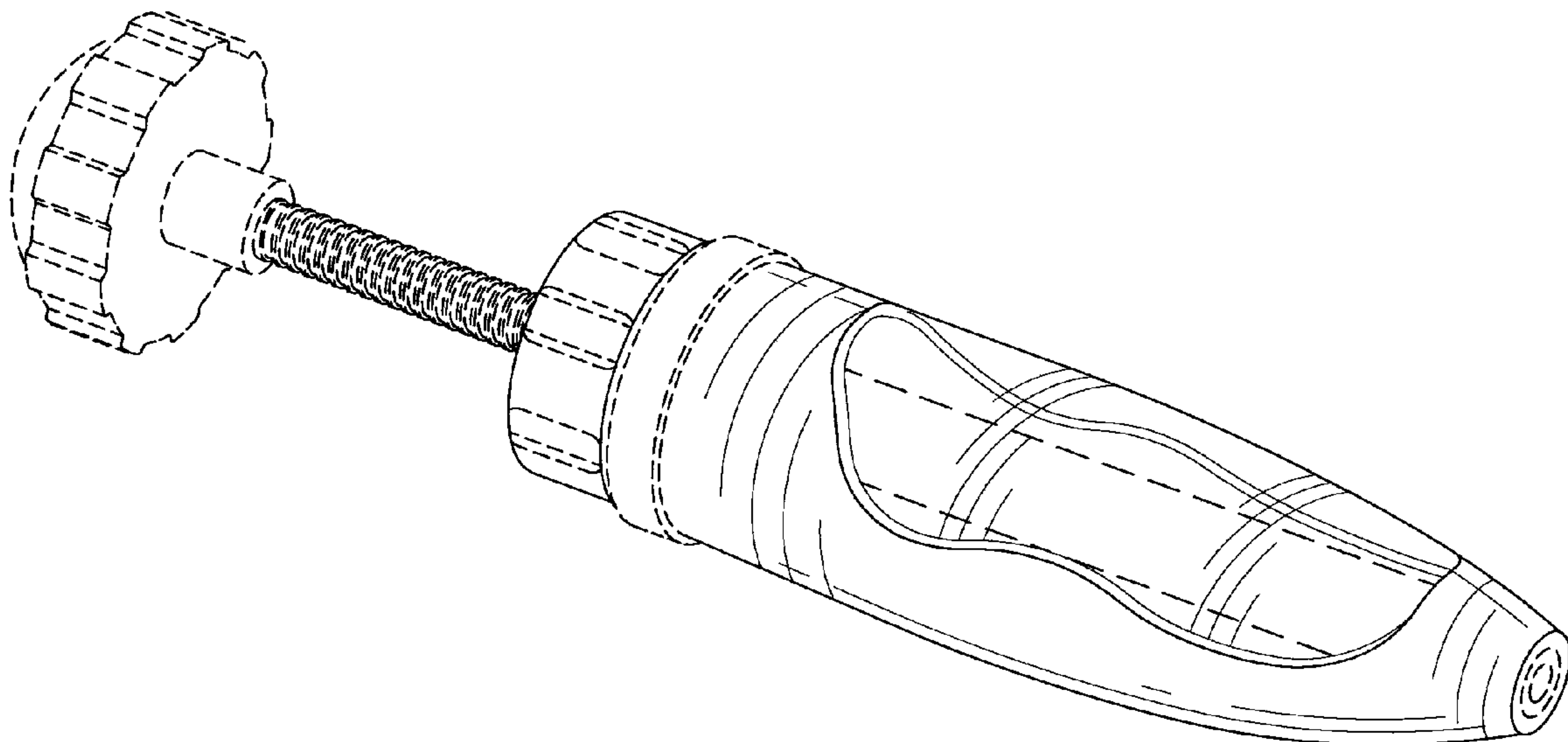
(57) **CLAIM**

The ornamental design for a bone cement dispenser, as shown and described.

DESCRIPTION

FIG. 1 is a perspective view of a bone cement dispenser in accordance with my design;
 FIG. 2 is a side view thereof, it being understood that the opposite side is a mirror image;
 FIG. 3 is a top view thereof;
 FIG. 4 is a front end view thereof;
 FIG. 5 is a bottom view thereof; and,
 FIG. 6 is a rear end view thereof.
 The features shown in broken lines throughout the drawings depict environmental subject matter only and form no part of the claimed design.

1 Claim, 3 Drawing Sheets



US D635,248 S

Page 2

U.S. PATENT DOCUMENTS						
7,201,742	B2 *	4/2007	Popovsky	604/263	2002/0013553	A1 1/2002 Pajunk et al.
7,270,667	B2	9/2007	Faccioli et al.		2005/0124997	A1 6/2005 Pajunk et al.
7,371,241	B2	5/2008	Evans et al.		2007/0060924	A1 3/2007 Choi
D580,069	S *	11/2008	Lee	D24/114		* cited by examiner

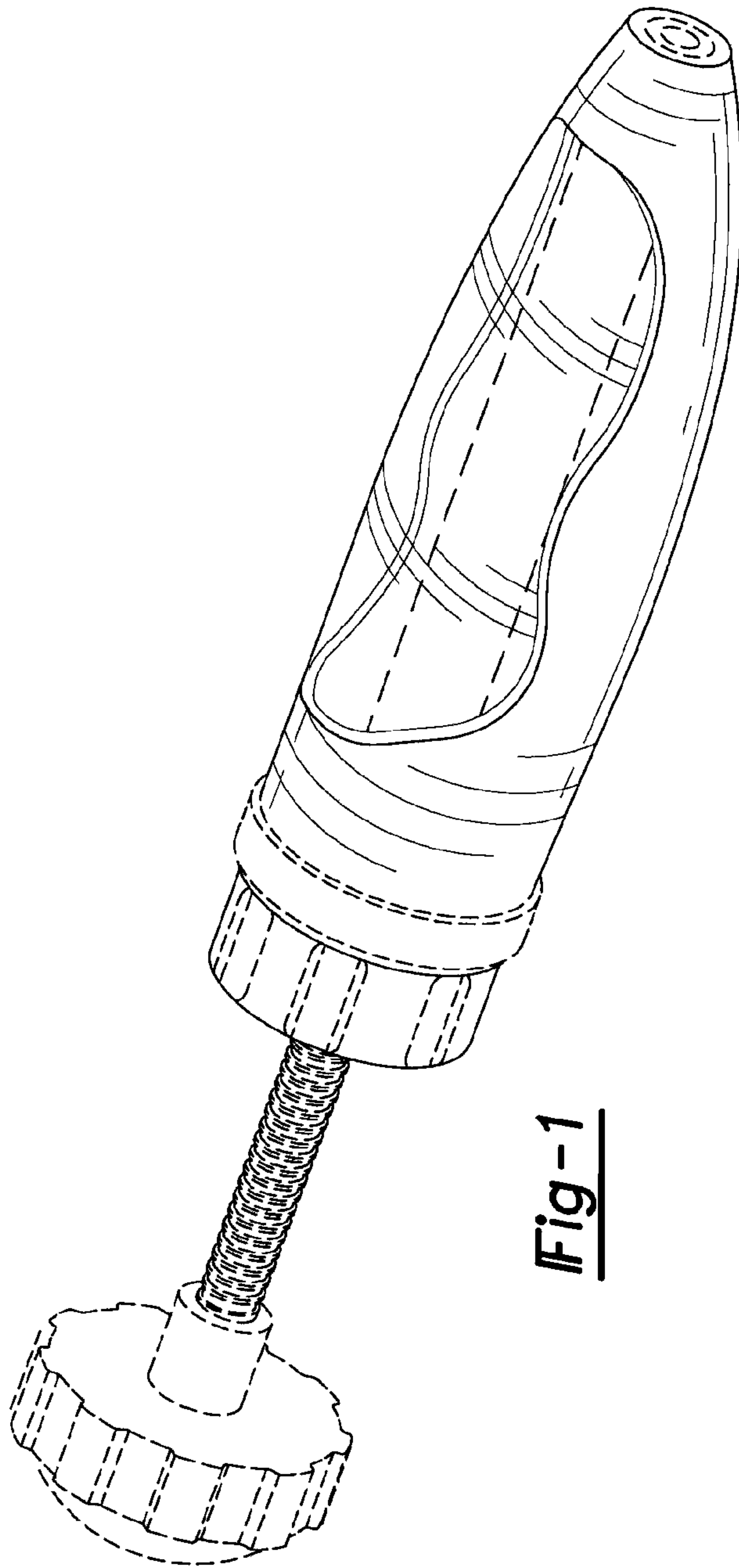


Fig-1

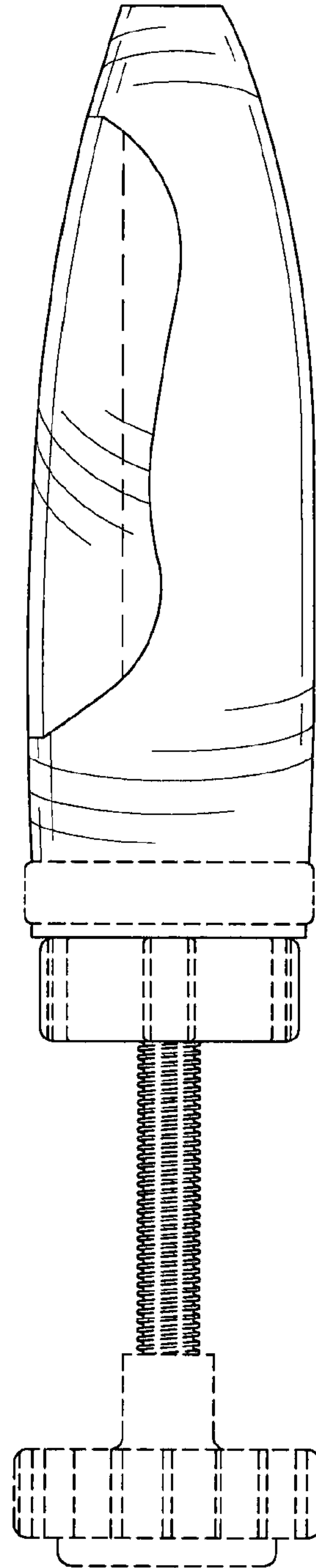


Fig-2

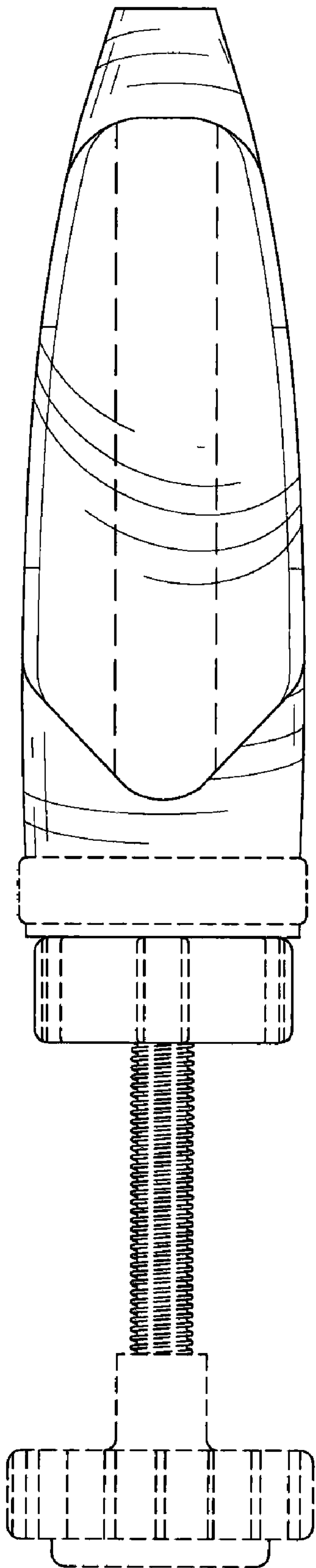


Fig-3

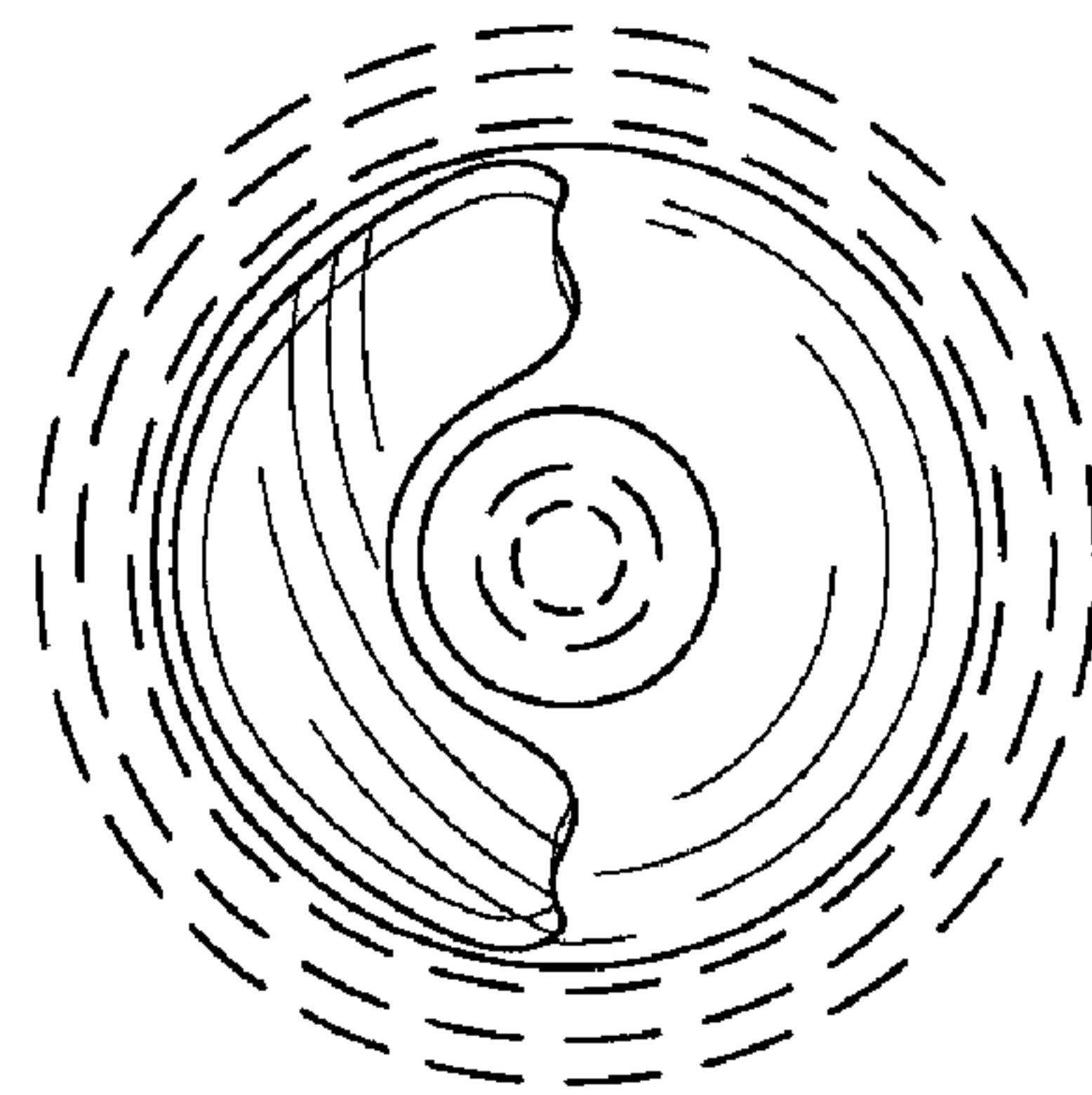


Fig-4

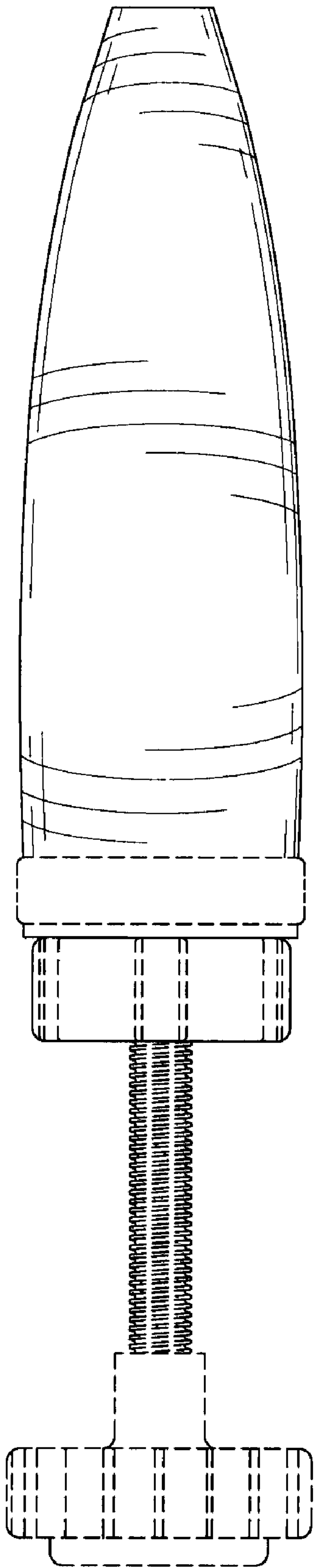


Fig-5

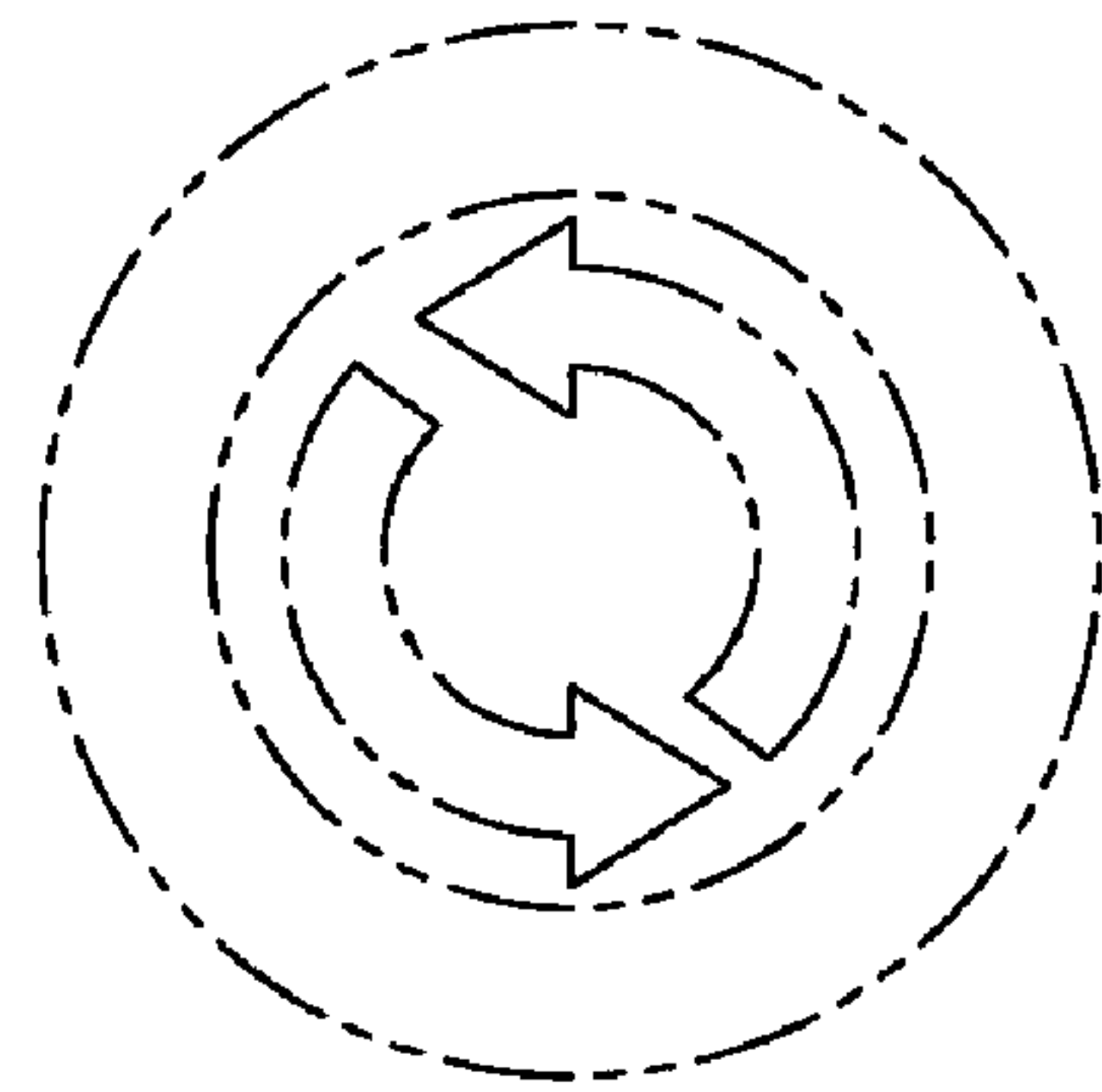


Fig-6