



US00D635232S

(12) **United States Design Patent**  
**Virr et al.**

(10) **Patent No.:** **US D635,232 S**  
(45) **Date of Patent:** **\*\* Mar. 29, 2011**

(54) **HUMIDIFIER TUB FOR HUMIDIFIER FOR POSITIVE AIRWAY PRESSURE DELIVERY DEVICE**

(75) Inventors: **Alexander Virr**, Balmain (AU); **Mark Bertinetti**, Ermington (AU); **Dan Kao**, Northbridge (AU)

(73) Assignee: **ResMed Limited**, Bella Vista (AU)

(\*\*) Term: **14 Years**

(21) Appl. No.: **29/371,042**

(22) Filed: **Sep. 28, 2010**

D468,011 S	12/2002	Lithgow et al.	
D468,497 S *	1/2003	Lovely, Jr. ....	D32/31
D475,165 S *	5/2003	Biere et al. ....	D32/31
D479,876 S *	9/2003	Gradon et al. ....	D24/110
D488,270 S *	4/2004	Biere et al. ....	D32/31
D517,672 S	3/2006	Schmitt et al.	
D528,655 S *	9/2006	Clawson ....	D24/110
D536,441 S *	2/2007	Garren et al. ....	D24/110
D553,228 S	10/2007	Virr et al.	
D556,908 S *	12/2007	Jones et al. ....	D24/164
D557,407 S	12/2007	Lithgow et al.	
D559,483 S *	1/2008	Matter et al. ....	D32/31
D585,459 S	1/2009	Jing	
D585,540 S	1/2009	Lithgow et al.	
D593,190 S	5/2009	Glass	
D605,285 S *	12/2009	Garren et al. ....	D24/110
D612,480 S	3/2010	Cork et al.	
2003/0182907 A1 *	10/2003	Steele ....	55/374

**Related U.S. Application Data**

(62) Division of application No. 29/311,387, filed on Mar. 5, 2009, now Pat. No. Des. 626,642.

(51) **LOC (9) Cl.** ..... **23-04**

(52) **U.S. Cl.** ..... **D23/356; D24/110**

(58) **Field of Classification Search** ..... D23/355-366, D23/352, 369, 332, 333, 335, 336, 342, 351, D23/262, 164; D24/110, 164; 128/200.24, 128/200.23, 200.22, 200.16, 200.14, 203.16, 128/203.17, 204.18, 204.23; 422/120, 122; 55/356, 473, 504, 374; 96/97; D14/188, D14/170, 172; 261/DIG. 17, DIG. 65, DIG. 88, 261/DIG. 31; D32/31, 32, 25; D15/5; 285/401  
See application file for complete search history.

(56) **References Cited**

**U.S. PATENT DOCUMENTS**

D305,562 S	1/1990	Martinez	
5,464,460 A *	11/1995	Bosses ....	55/374
D374,479 S	10/1996	Bucher et al.	
D377,212 S	1/1997	Moore	
D384,452 S *	9/1997	Wareham ....	D32/31
D419,658 S	1/2000	Matchett et al.	
D427,675 S	7/2000	Hansel	
6,131,958 A *	10/2000	Craig ....	285/401

**OTHER PUBLICATIONS**

Virr et al., Parent U.S. Appl. No. 29/311,387, filed Mar. 5, 2009.

\* cited by examiner

*Primary Examiner* — David G Muller

(74) *Attorney, Agent, or Firm* — Nixon & Vanderhye P.C.

(57) **CLAIM**

The ornamental design for a humidifier tub for a humidifier for a positive airway pressure delivery device, as shown and described.

**DESCRIPTION**

FIG. 1 is a perspective view of a humidifier tub for a humidifier for a positive airway pressure delivery device according to our design;

FIG. 2 is a rear view thereof;

FIG. 3 is a top view thereof;

FIG. 4 is a left side view thereof; and,

FIG. 5 is a right side view thereof.

The broken lines of the humidifier tub represent environment or structure and do not form part of the claimed design.

**1 Claim, 4 Drawing Sheets**

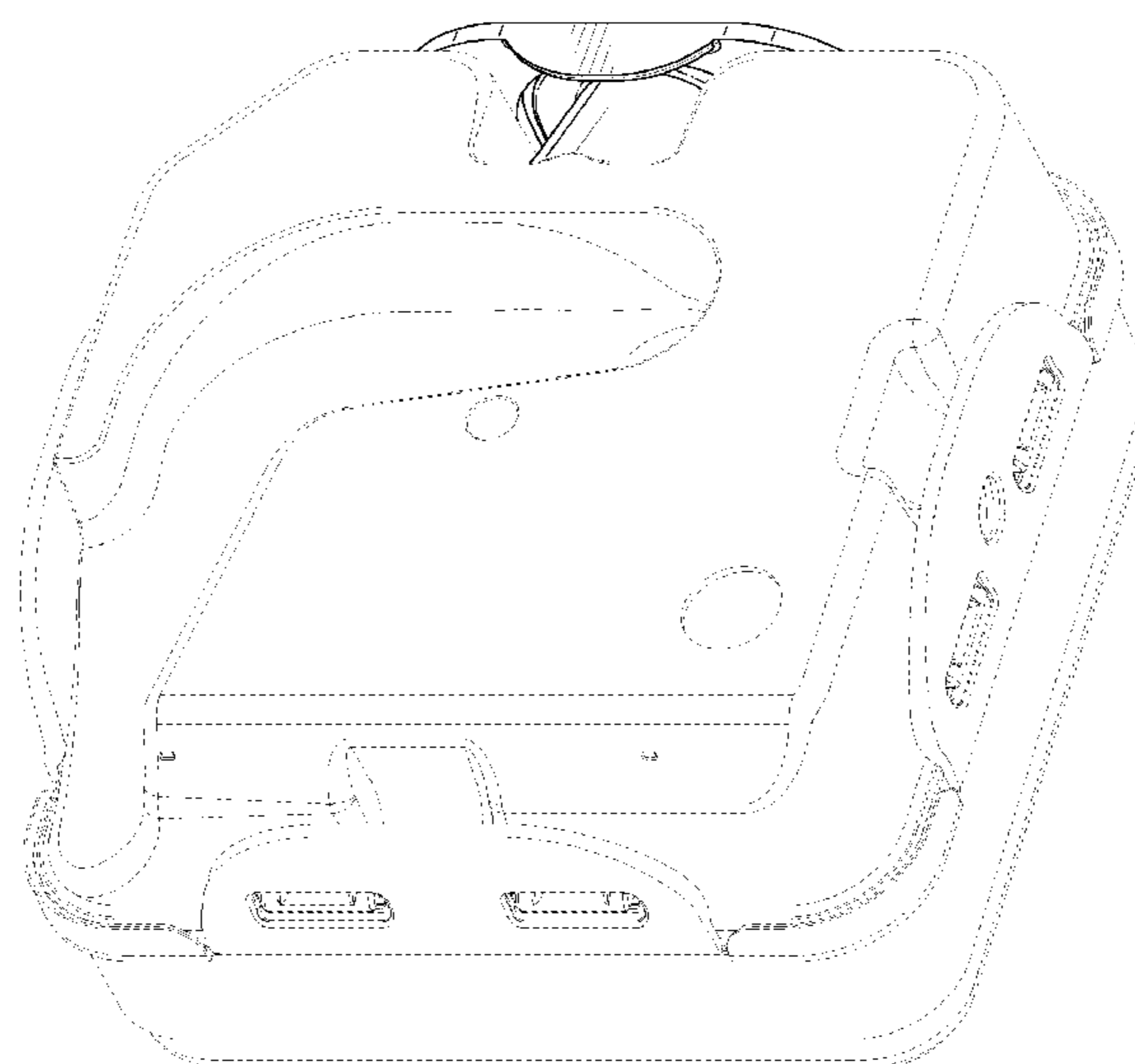




Figure 1

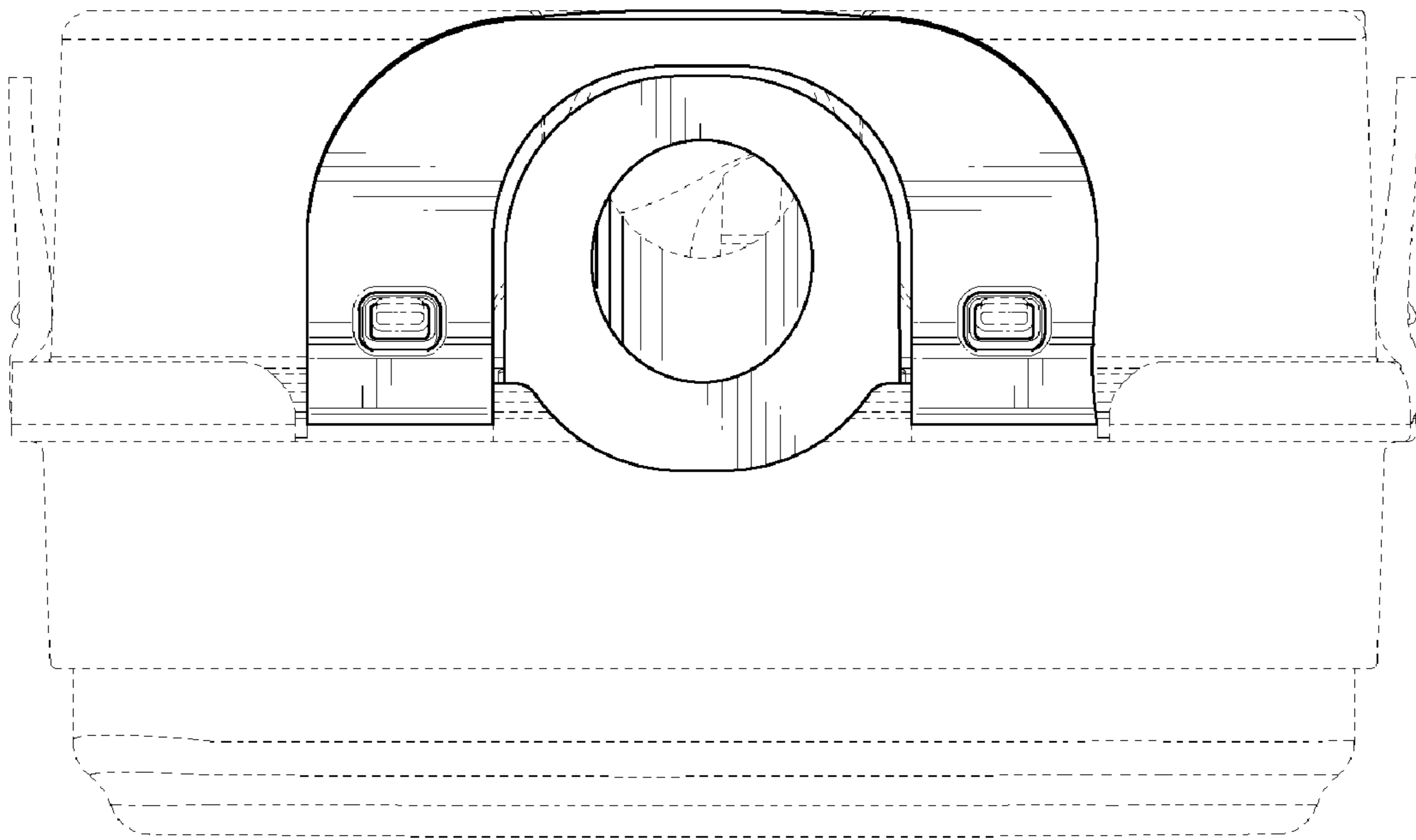


Figure 2

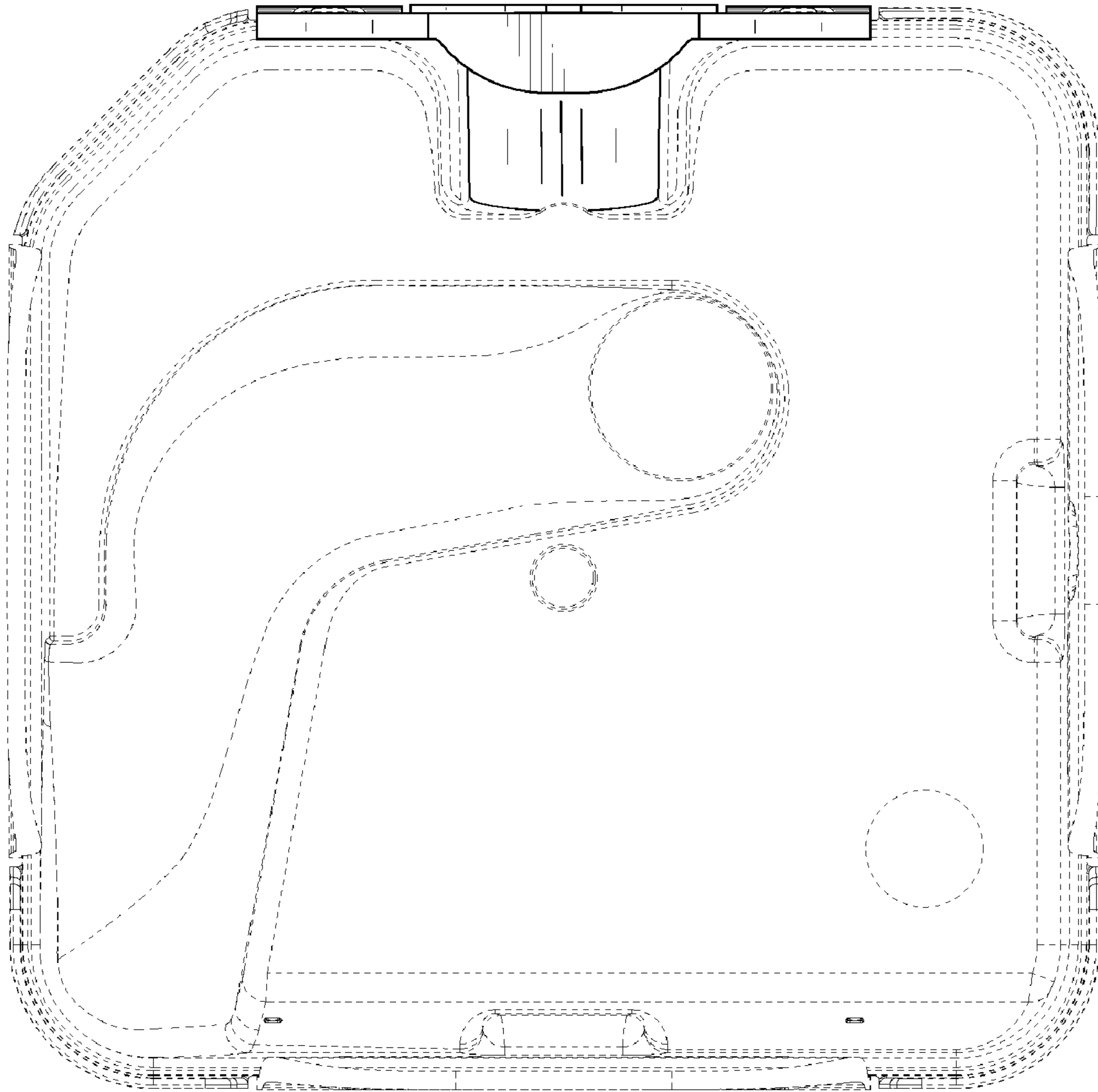


Figure 3

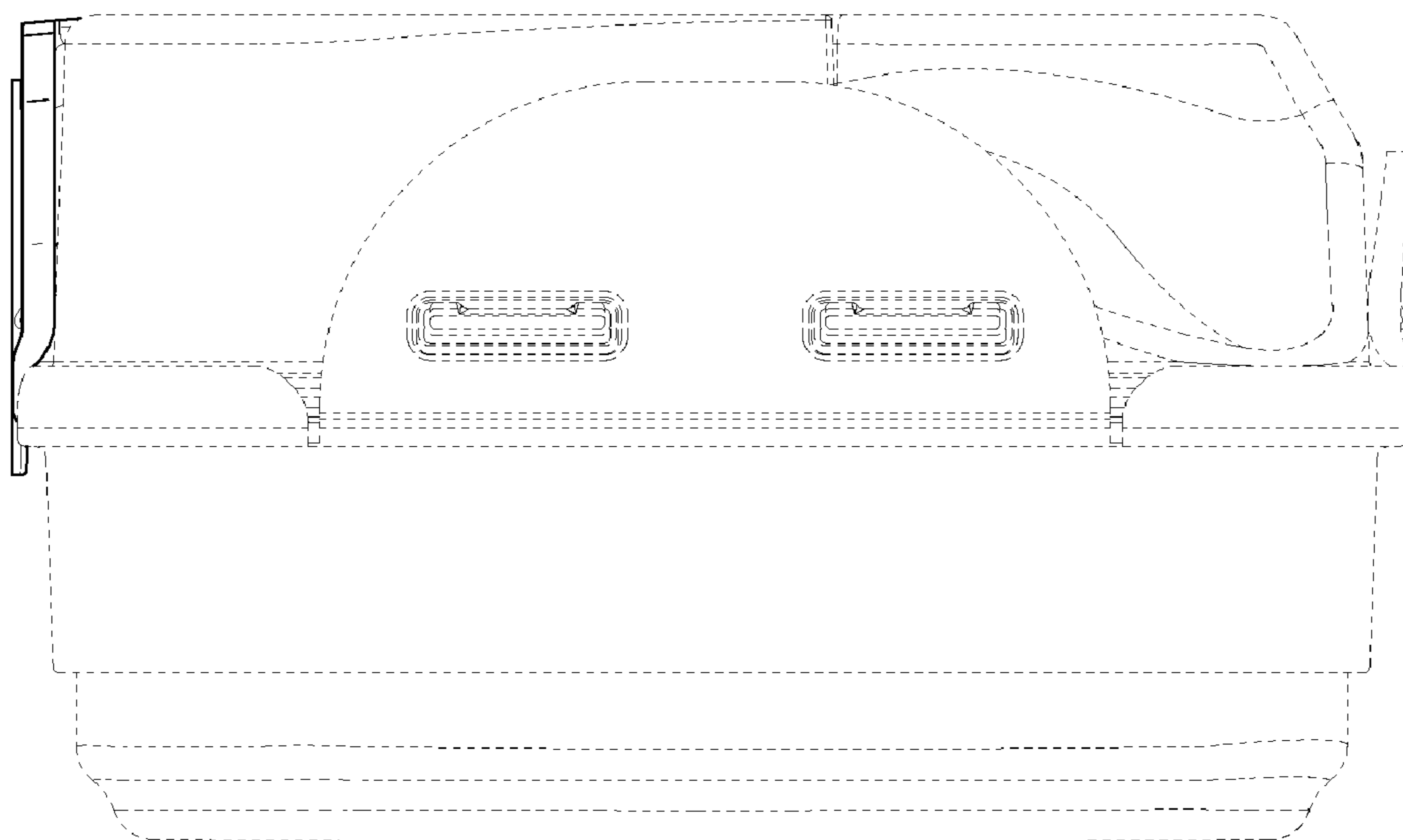


Figure 4

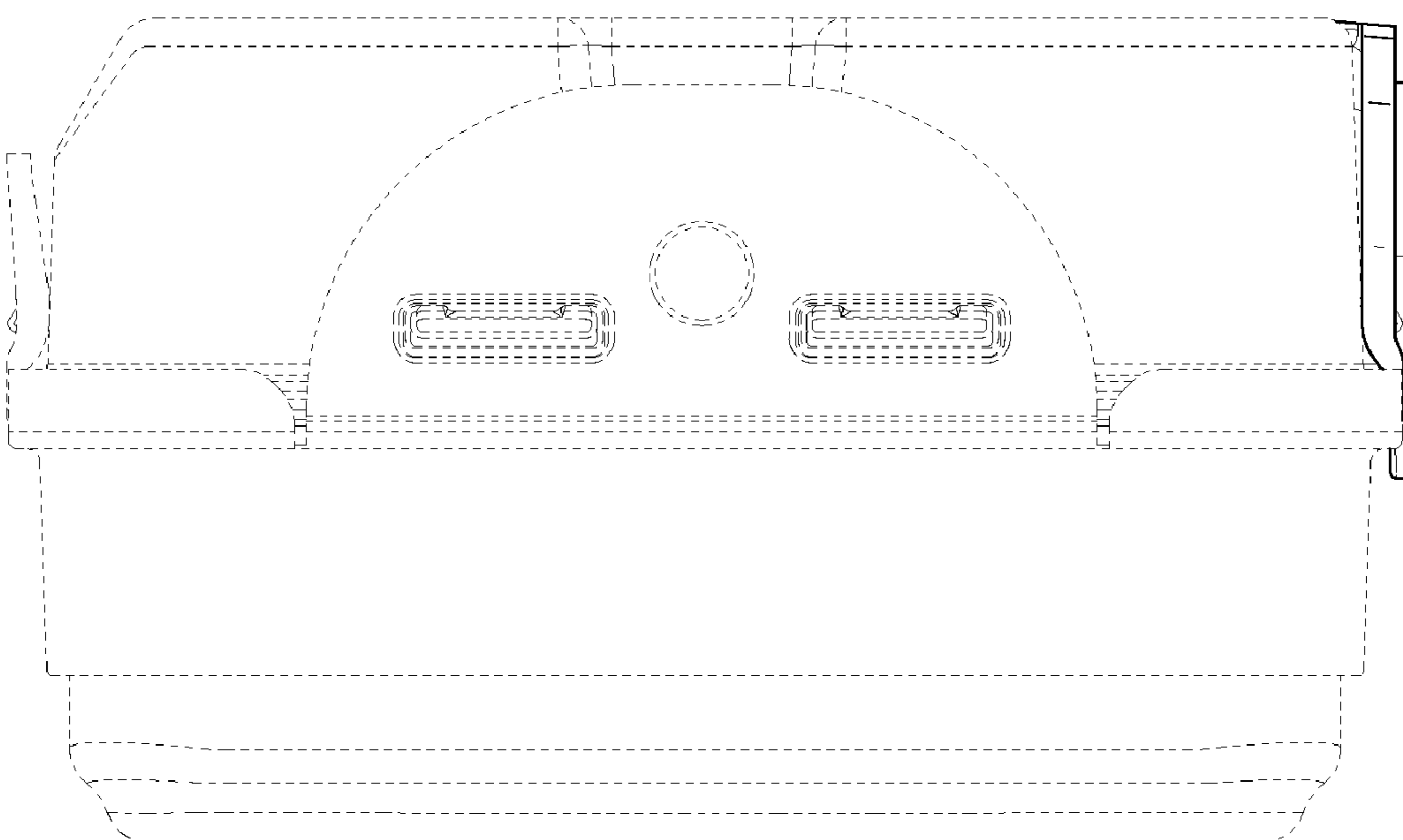


Figure 5