



US00D635217S

(12) **United States Design Patent**
Akiba

(10) **Patent No.:** **US D635,217 S**
(45) **Date of Patent:** **** *Mar. 29, 2011**

(54) **FISHING LINE GUIDE RING**

(75) Inventor: **Masaru Akiba**, Higashikurume (JP)

(73) Assignee: **Globeride, Inc.**, Tokyo (JP)

(*) Notice: This patent is subject to a terminal disclaimer.

(**) Term: **14 Years**

(21) Appl. No.: **29/362,702**

(22) Filed: **May 28, 2010**

(30) **Foreign Application Priority Data**

Jan. 29, 2010 (JP) D2010-002182

(51) **LOC (9) Cl.** **22-05**

(52) **U.S. Cl.** **D22/143**

(58) **Field of Classification Search** D22/143,
D22/137-139; 43/24-25

See application file for complete search history.

(56) **References Cited**

U.S. PATENT DOCUMENTS

D335,328	S	*	5/1993	Ohmura	D22/143
D349,749	S	*	8/1994	Yamamoto et al.	D22/143
D395,695	S	*	6/1998	Ohmura	D22/143
D482,427	S	*	11/2003	Park	D22/143
D495,774	S	*	9/2004	Grayson	D22/143
D620,998	S	*	8/2010	McCoy	D22/143

OTHER PUBLICATIONS

U.S. Appl. No. 29/362,707, filed May 28, 2010, Masaru Akiba.

U.S. Appl. No. 29/367,090, filed Aug. 3, 2010, Masaru Akiba.

* cited by examiner

Primary Examiner — Catherine R Oliver

(74) *Attorney, Agent, or Firm* — Sughrue Mion, PLLC

(57) **CLAIM**

The ornamental design for a fishing line guide ring, as shown and described.

DESCRIPTION

The application file contains at least one drawing executed in color. Copies of this patent or patent application publication with color drawing(s) will be provided by the Office upon request and payment of the necessary fee.

FIG. 1 is a perspective view of a fishing line guide ring showing my new design;

FIG. 2 is a front view thereof;

FIG. 3 is a rear view thereof;


FIG. 4 is a plan view thereof;

FIG. 5 is a bottom view thereof;

FIG. 6 is a left side view thereof; and,

FIG. 7 is a right side view thereof.

1 Claim, 5 Drawing Sheets
(5 of 5 Drawing Sheet(s) Filed in Color)






FIG. 1




FIG. 2

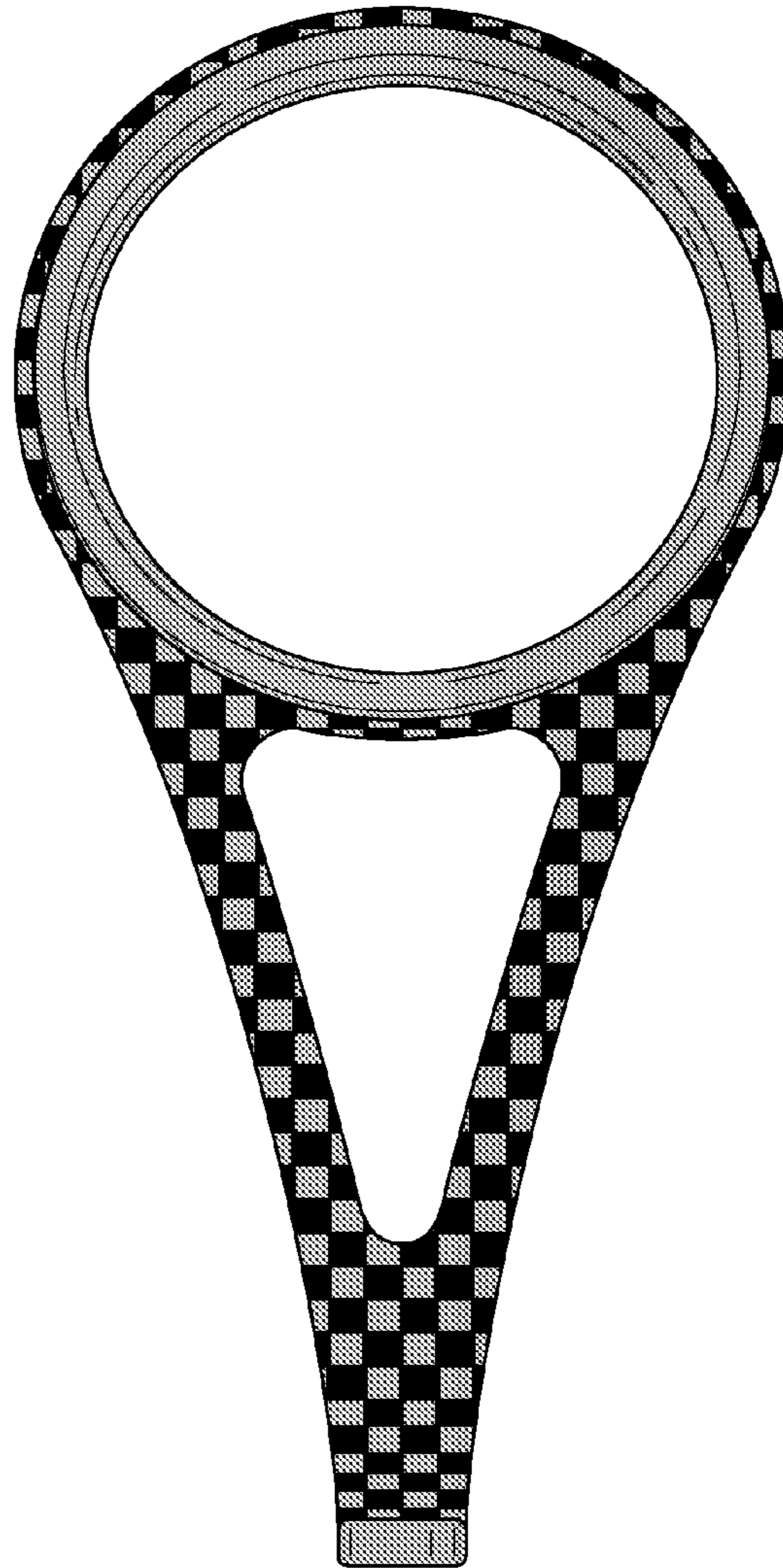


FIG. 3

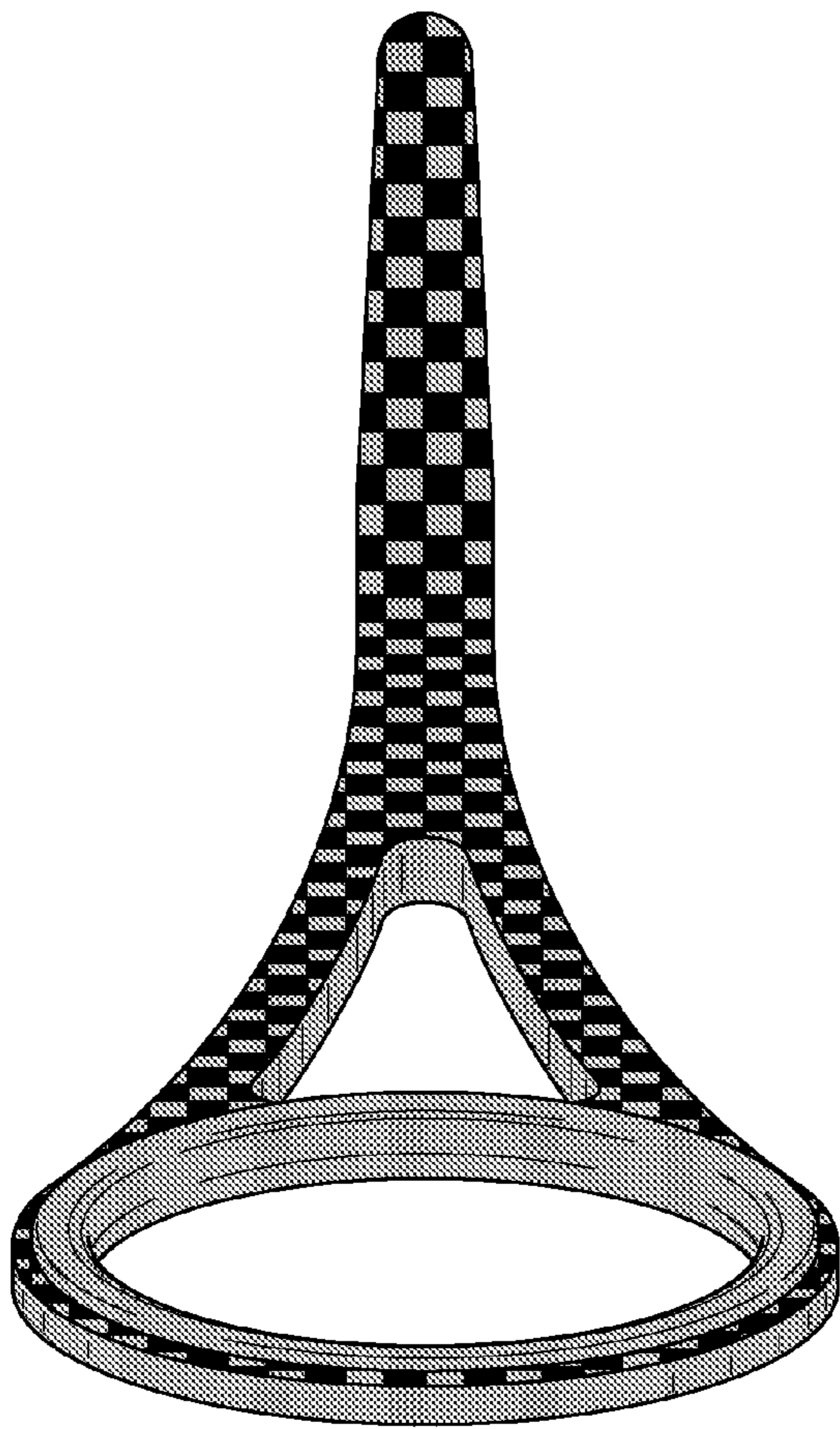


FIG. 4




FIG. 5




FIG. 6




FIG. 7