

US00D635183S

(12) **United States Design Patent**
Grosz et al.

(10) **Patent No.:** **US D635,183 S**
(45) **Date of Patent:** **** Mar. 29, 2011**

(54) **PRINTER HOUSING**

(75) Inventors: **John Grosz**, Waupun, WI (US); **Michael Brock**, Madison, WI (US); **Michael Barczak**, Sun Prairie, WI (US)

(73) Assignee: **Brady Worldwide Inc.**, Milwaukee, WI (US)

(**) Term: **14 Years**

(21) Appl. No.: **29/331,868**

(22) Filed: **Feb. 3, 2009**

(51) **LOC (9) Cl.** **18-02**

(52) **U.S. Cl.** **D18/56; D18/52**

(58) **Field of Classification Search** D18/1-2,
D18/4.1, 6-7, 11, 14-15, 18-19, 50-52, 54,
D18/54.1, 56, 59, 99; 101/3.1, 4
See application file for complete search history.

(56) **References Cited**

U.S. PATENT DOCUMENTS

D359,751 S *	6/1995	Yoshida	D18/1
D363,082 S *	10/1995	Watanabe et al.	D18/19
D382,590 S *	8/1997	Triantopoulos et al.	D18/52
D425,555 S *	5/2000	Bishop et al.	D18/56
D477,837 S *	7/2003	Hattori et al.	D18/19
D490,842 S *	6/2004	Kamiya et al.	D18/19
D526,005 S *	8/2006	Matsumoto	D18/19
D559,899 S *	1/2008	Leong et al.	D18/50
D567,281 S *	4/2008	Hattori	D18/19

* cited by examiner

Primary Examiner — Ian Simmons

Assistant Examiner — Dana L Sipos

(74) *Attorney, Agent, or Firm* — Quarles & Brady LLP

(57) **CLAIM**

The ornamental design for a printer housing, as shown and described.

DESCRIPTION

FIG. 1 is a front, left perspective view of a printer housing showing my new design;
FIG. 2 is a left side elevation view of the printer housing of FIG. 1;
FIG. 3 is a top view of the printer housing of FIG. 1;
FIG. 4 is a right side elevation view of the printer housing of FIG. 1;
FIG. 5 is a front elevation view of the printer housing of FIG. 1; and,
FIG. 6 is a rear elevation view of the printer housing of FIG. 1.

The evenly dashed broken line representations of items in FIGS. 1-6 are for purposes of illustration only, and form no part of the claimed design. The dot-dash broken lines in the drawings define the bounds of the claim and form no part thereof.

1 Claim, 5 Drawing Sheets

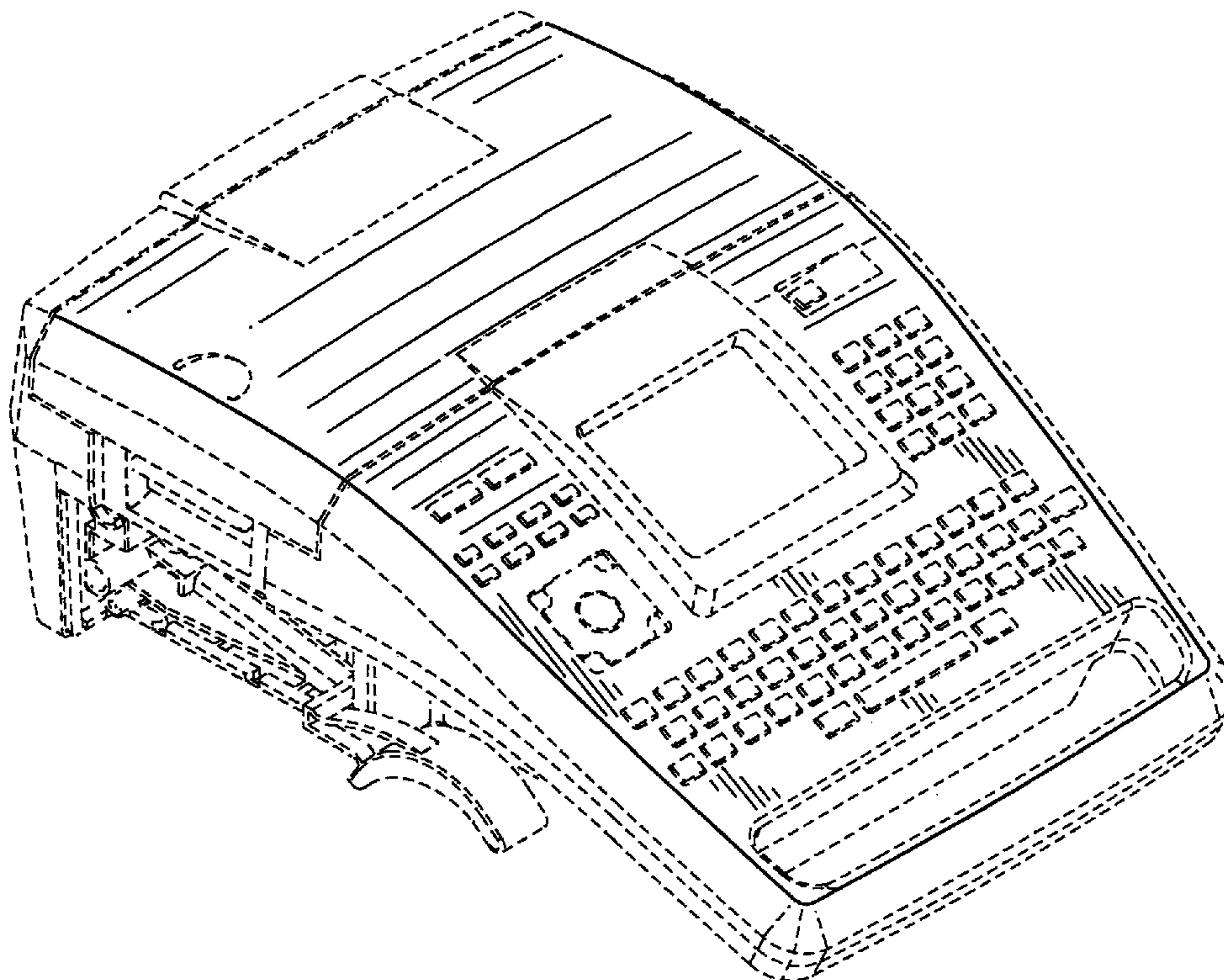
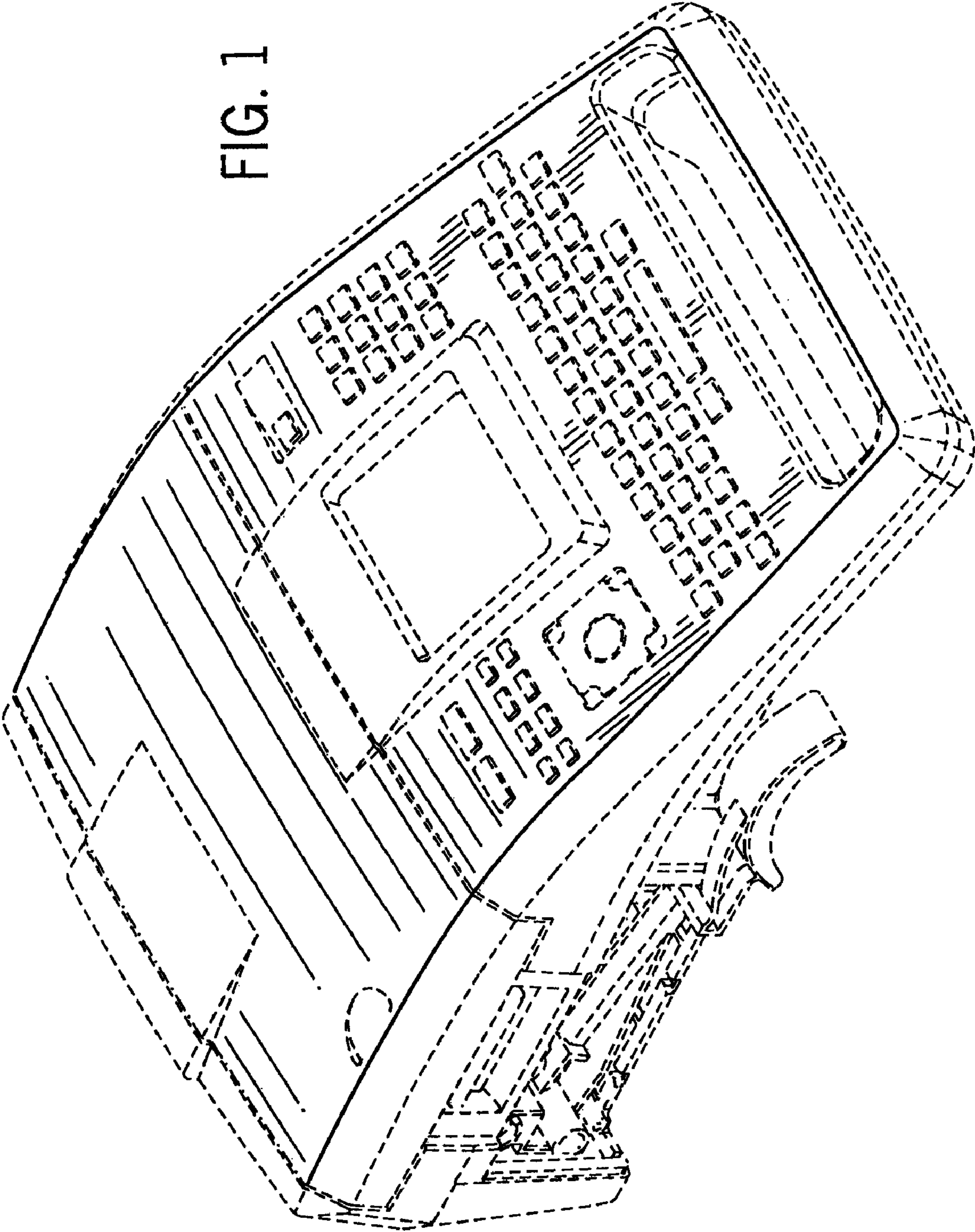


FIG. 1



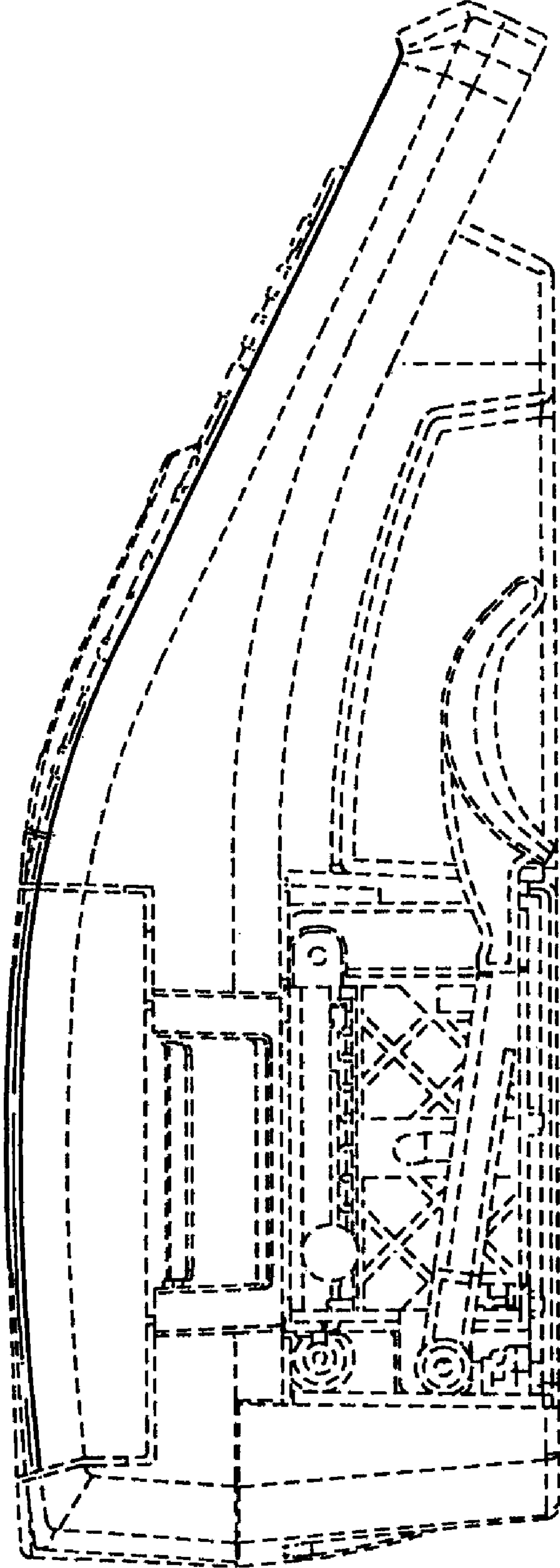
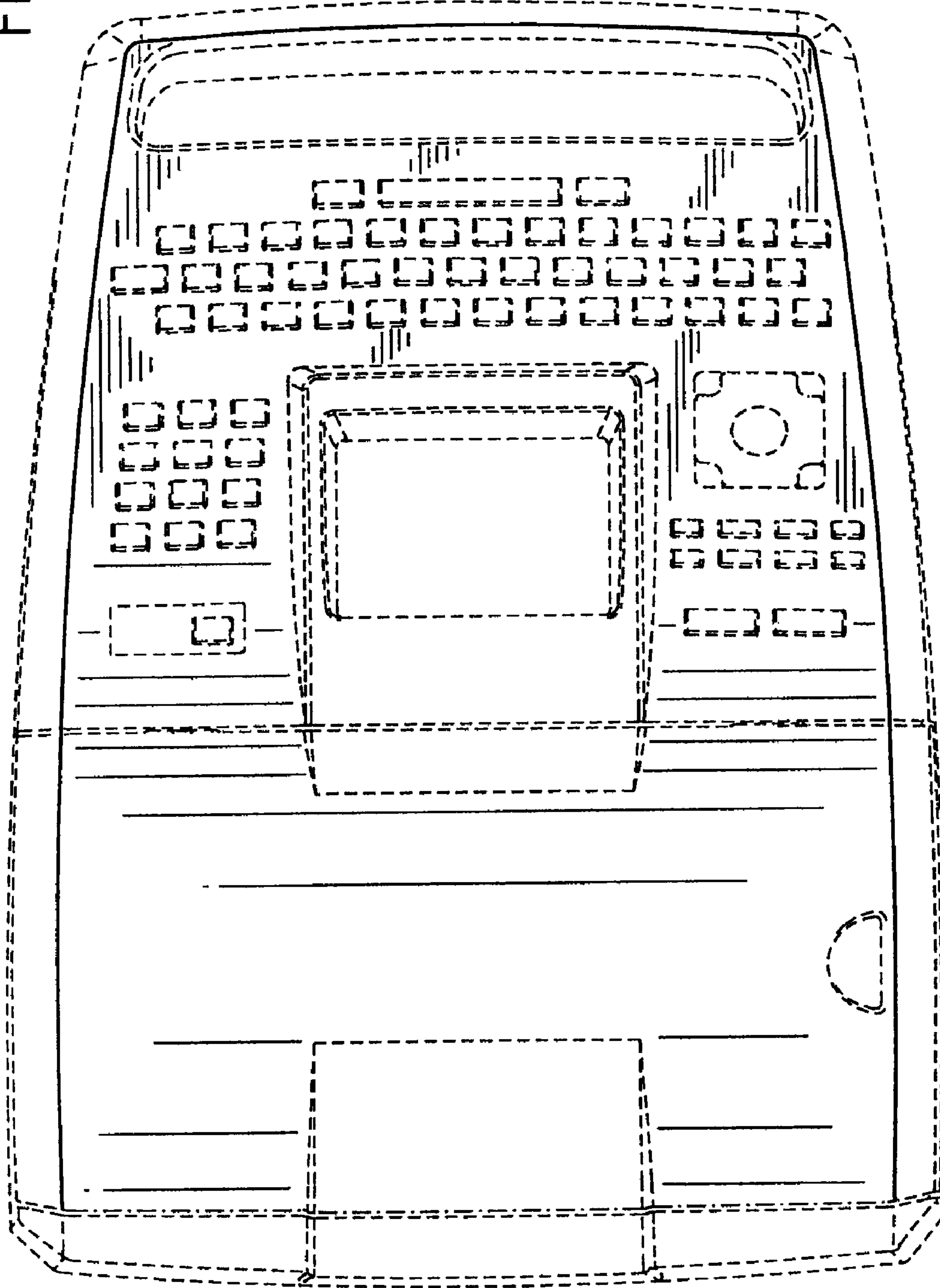


FIG. 2

FIG. 3



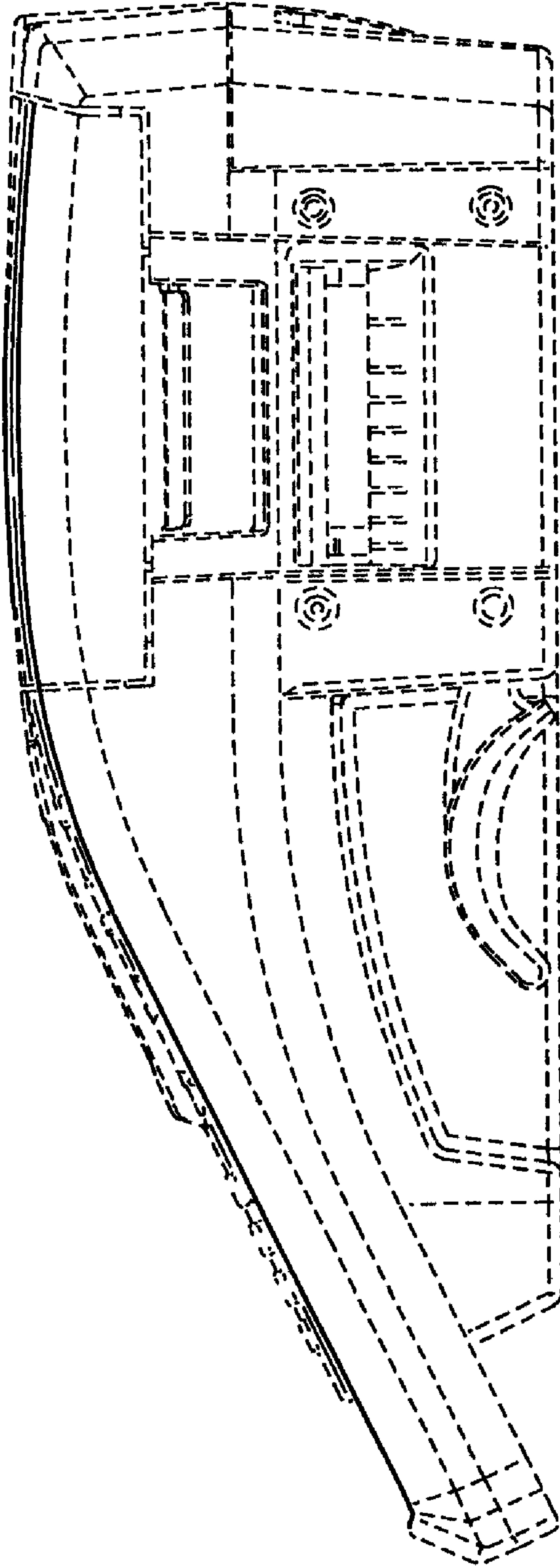


FIG. 4

FIG. 5




FIG. 6

