



US00D635170S

(12) **United States Design Patent**
van der Lande

(10) **Patent No.:** **US D635,170 S**

(45) **Date of Patent:** **** Mar. 29, 2011**

(54) **MAGNIFYING GLASS**

(75) Inventor: **Jan van der Lande**, New York, NY (US)

(73) Assignee: **Kikkerland Design, Inc.**, New York, NY (US)

(**) Term: **14 Years**

(21) Appl. No.: **29/361,313**

(22) Filed: **May 10, 2010**

(51) **LOC (9) Cl.** **16-06**

(52) **U.S. Cl.** **D16/135**

(58) **Field of Classification Search** D16/130,
D16/134, 135; 359/802, 803, 804, 805, 808,
359/809, 810, 811, 816, 817, 812; D20/29;
D19/32, 34; D6/300, 309

See application file for complete search history.

(56) **References Cited**

U.S. PATENT DOCUMENTS

1,940,875	A *	12/1933	Neuwirth	359/812
2,139,564	A *	12/1938	Steinen	359/882
D118,929	S *	2/1940	Friedman	D16/135
2,322,441	A *	6/1943	Holliday	359/812
2,373,610	A *	4/1945	Stegeman	359/812
D142,168	S *	8/1945	Friedman	D28/64.4
2,532,877	A *	12/1950	Auer	359/812
D163,349	S *	5/1951	Baratelli	D16/135

D178,766	S *	9/1956	Cressaty	D16/135
D333,313	S *	2/1993	Hornschu et al.	D16/135
D365,363	S *	12/1995	Terino	D19/34
D394,073	S *	5/1998	Hennessy et al.	D16/135
D395,907	S *	7/1998	Calello	D16/135
D440,243	S *	4/2001	Jacquet	D16/135
D565,069	S *	3/2008	Yip et al.	D16/135
D589,071	S *	3/2009	Jim	D16/135
D602,967	S *	10/2009	Hui	D16/135

* cited by examiner

Primary Examiner — Paula Greene

(74) *Attorney, Agent, or Firm* — Cascio & Zervas

(57) **CLAIM**

The ornamental design for a magnifying glass, as shown and described.

DESCRIPTION

FIG. 1 is a front elevational view of the magnifying glass showing my design;

FIG. 2 is a rear elevational view thereof;

FIG. 3 is a top plan view thereof;

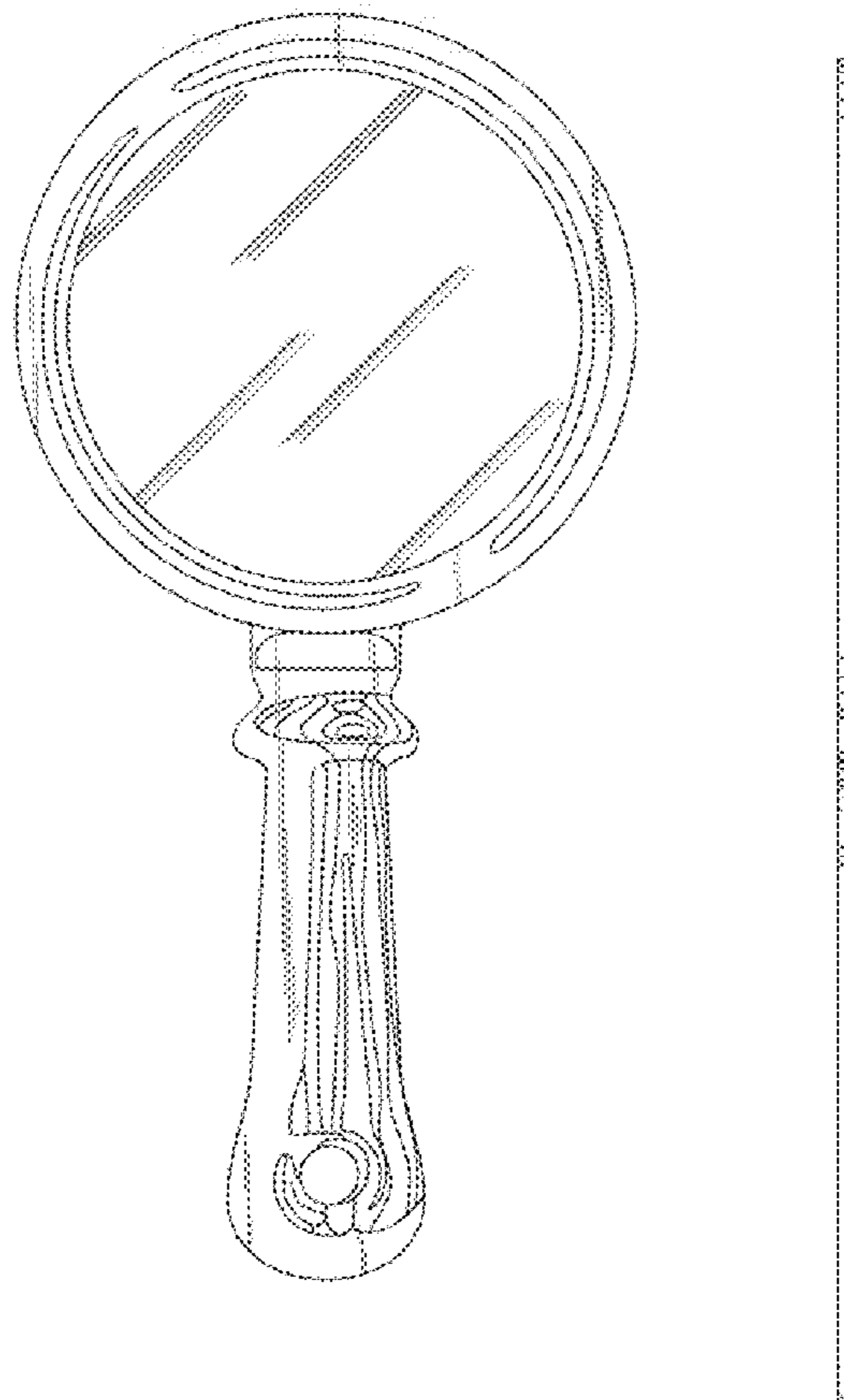
FIG. 4 is a bottom plan view thereof;

FIG. 5 is a right side elevational view thereof;

FIG. 6 is a left side elevational view thereof; and,

FIG. 7 is a front perspective view thereof.

1 Claim, 3 Drawing Sheets



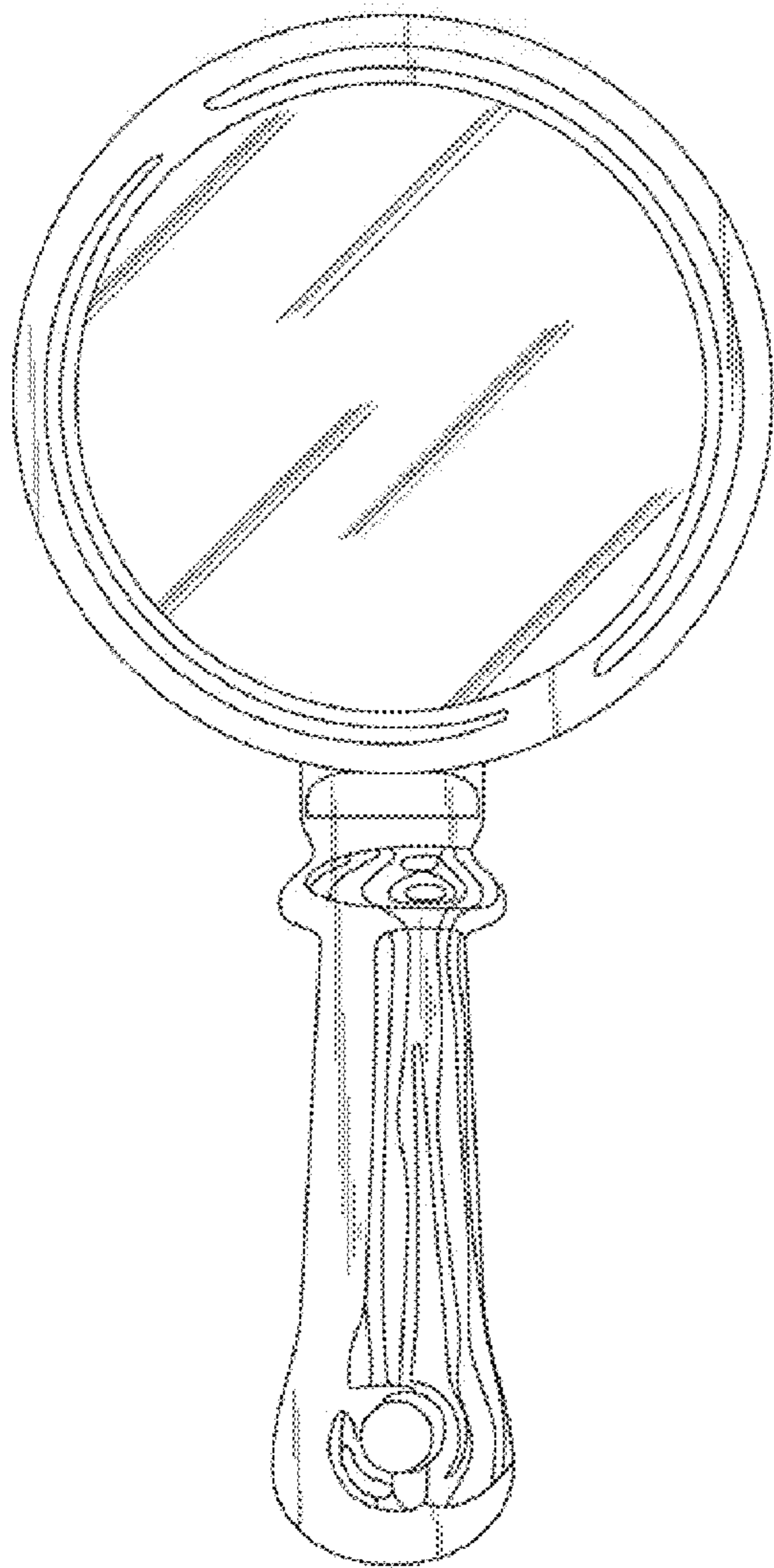


FIG. 1

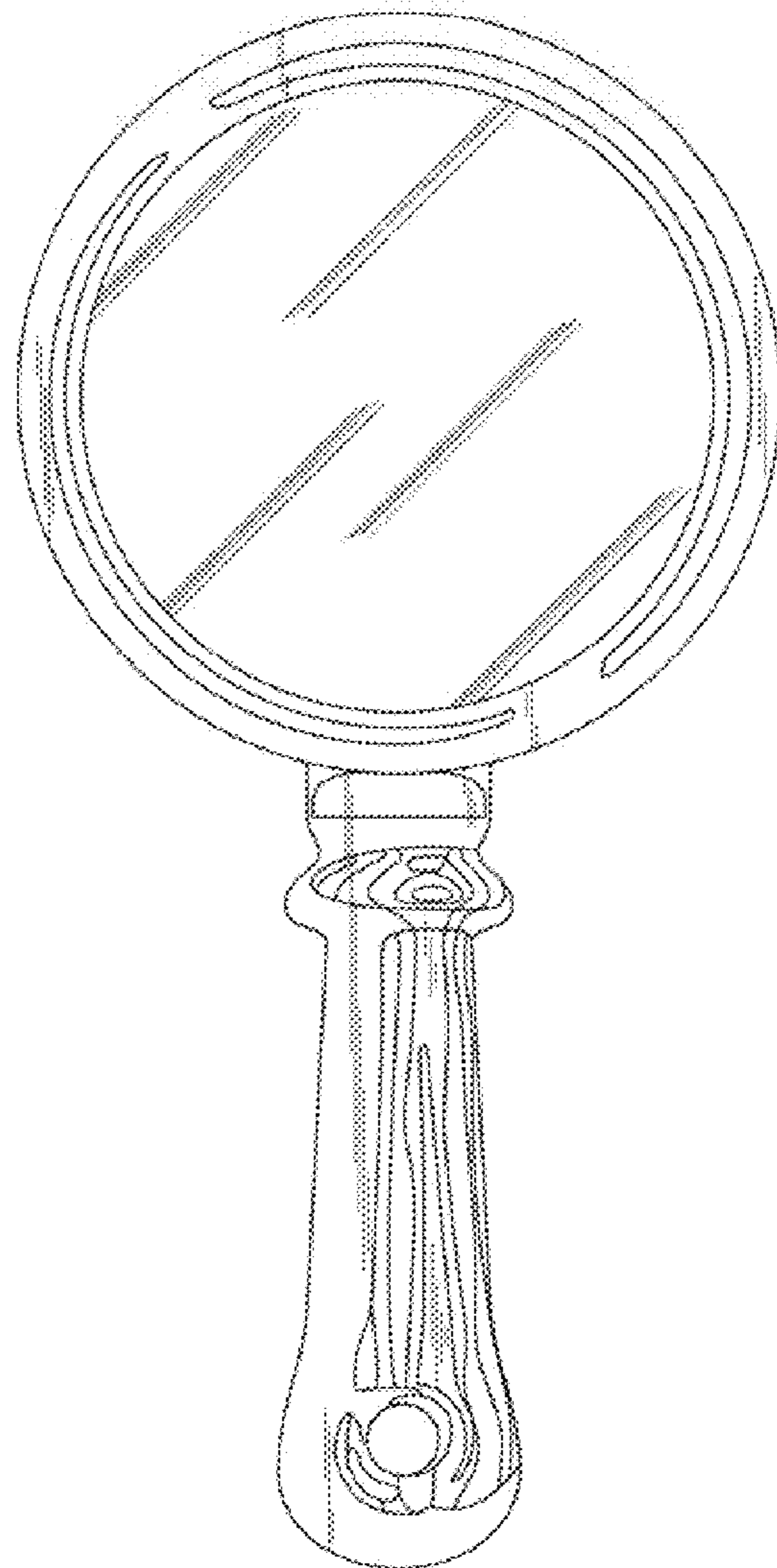


FIG. 2




FIG. 3




FIG. 4



FIG. 5



FIG. 6




FIG. 7