



US00D635169S

(12) **United States Design Patent**
Lui

(10) **Patent No.:** **US D635,169 S**

(45) **Date of Patent:** **** *Mar. 29, 2011**

(54) **MAGNIFIER WITH LIGHT**

(75) Inventor: **Wing Kit Lui**, Kowloon (HK)

(73) Assignee: **Eric Beare Associates Ltd.**, Kowloon (HK)

(*) Notice: This patent is subject to a terminal disclaimer.

(**) Term: **14 Years**

(21) Appl. No.: **29/318,528**

(22) Filed: **May 21, 2008**

(51) **LOC (9) Cl.** **16-06**

(52) **U.S. Cl.** **D16/135**

(58) **Field of Classification Search** D16/130,
D16/134, 135; 359/742, 796, 798, 801-805,
359/806-808, 809-819; 362/98, 109, 118,
362/202, 208, 223, 253; D26/37, 38, 51;
D19/75; D21/483

See application file for complete search history.

(56) **References Cited**

U.S. PATENT DOCUMENTS

2,527,071 A * 10/1950 Pierce 359/804
D182,053 S * 2/1958 Weston D26/38
D265,964 S * 8/1982 Henkels D8/104

D269,184 S * 5/1983 Tweedie D16/135
D324,529 S * 3/1992 Moriyama D16/135
D367,487 S * 2/1996 Segan D16/135
D372,924 S * 8/1996 Fisherman D16/135
6,565,232 B1 * 5/2003 Goldstein et al. 362/253
6,764,192 B2 * 7/2004 McChesney 362/98
D497,377 S * 10/2004 Waggoner et al. D16/135
D517,582 S * 3/2006 Oas D16/135
7,139,136 B2 * 11/2006 Waggoner et al. 359/803
D541,833 S * 5/2007 Udo D16/135

* cited by examiner

Primary Examiner — Paula Greene

(74) *Attorney, Agent, or Firm* — Kenneth H. Ohriner;
Perkins Coie LLP

(57) **CLAIM**

The ornamental design for a magnifier with light, as shown and described.

DESCRIPTION

FIG. 1 is a top, back, and right side perspective view of a magnifier with light showing my new design;

FIG. 2 is a bottom, front, and right side perspective view thereof;

FIG. 3 is a top plan view thereof;

FIG. 4 is a bottom plan view thereof;

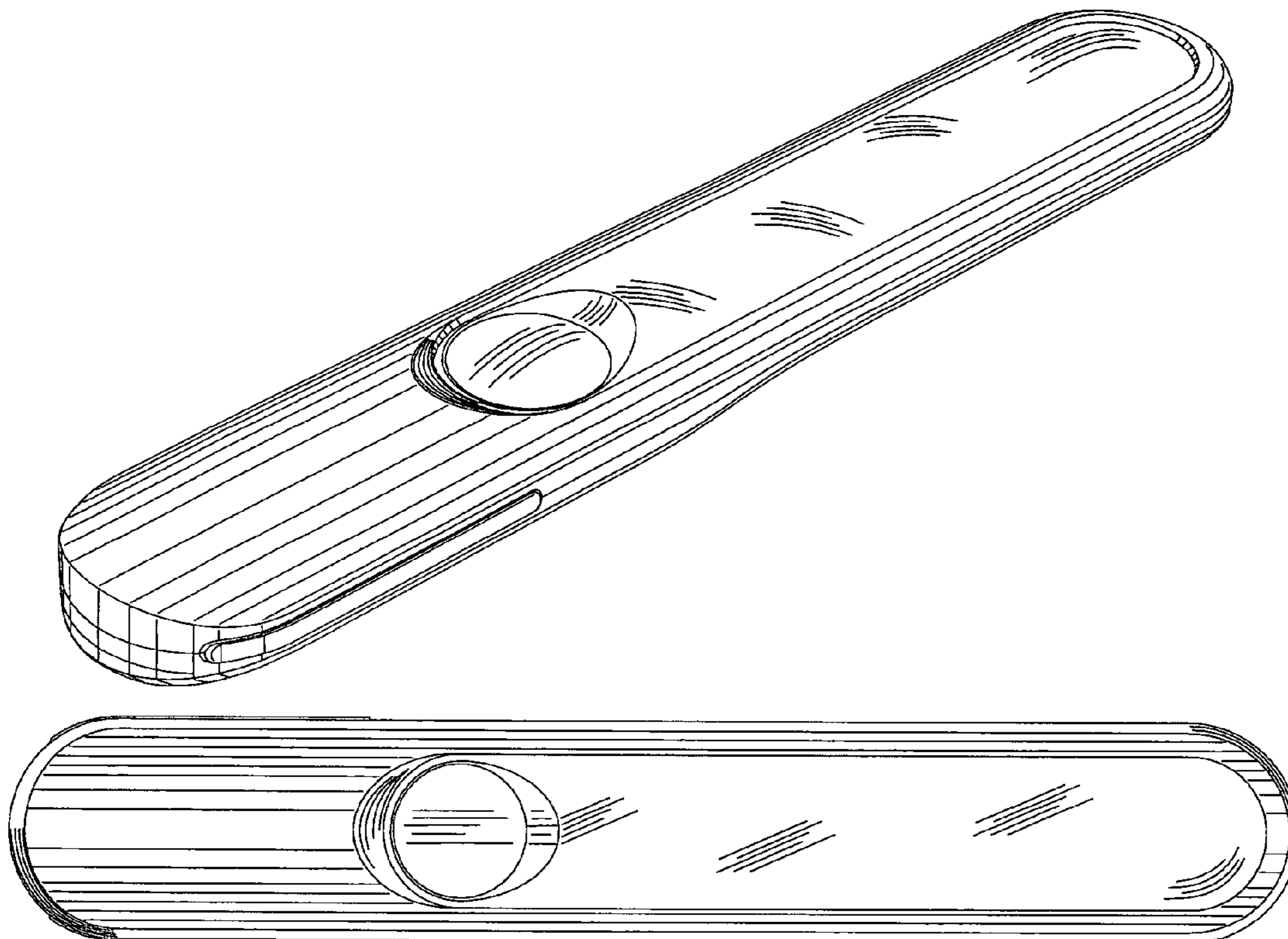
FIG. 5 is a left side elevational view thereof;

FIG. 6 is a right side elevational view thereof;

FIG. 7 is a back end elevational view thereof; and,

FIG. 8 is a front end elevational view thereof.

1 Claim, 2 Drawing Sheets



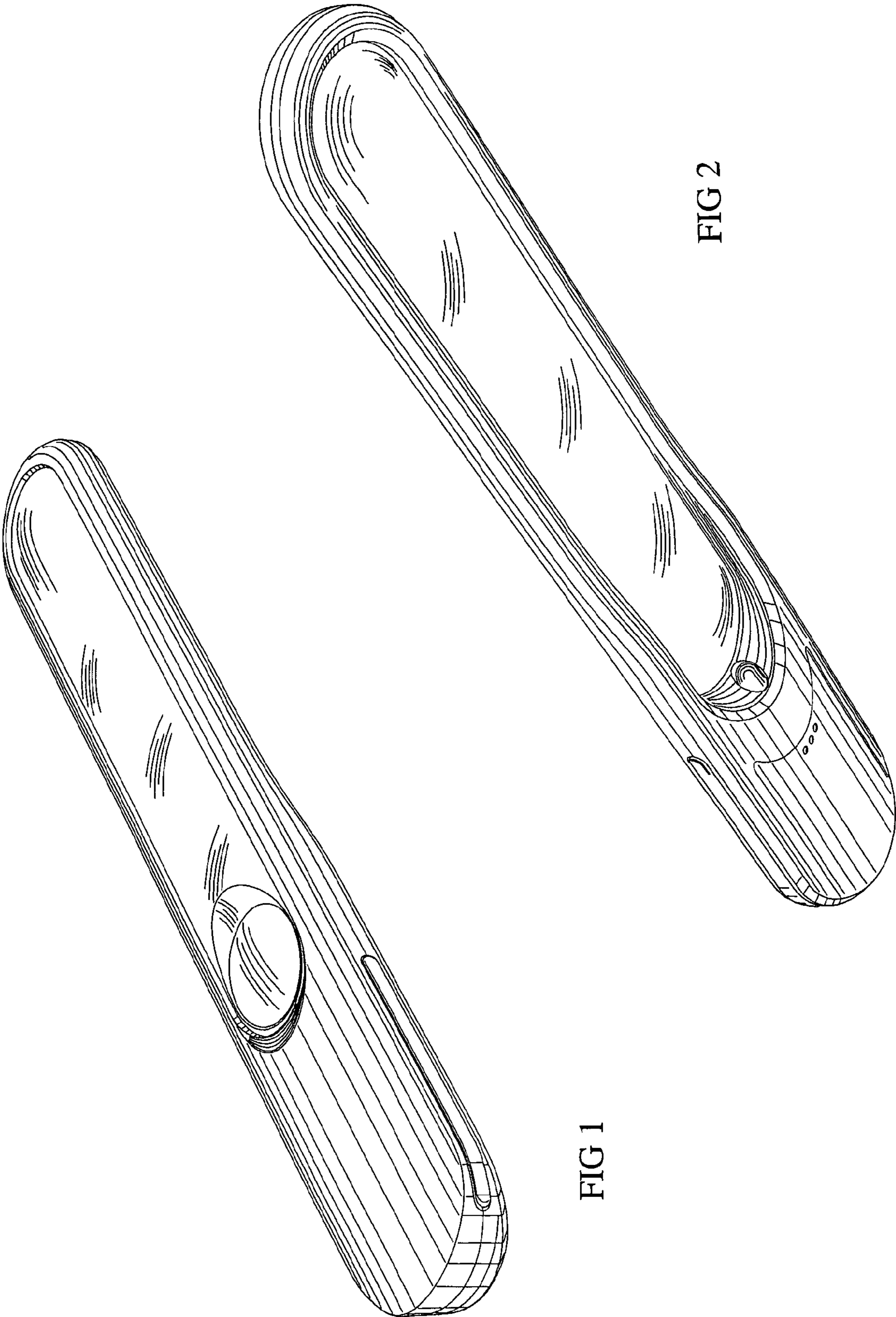


FIG 1

FIG 2

FIG 5




FIG 3

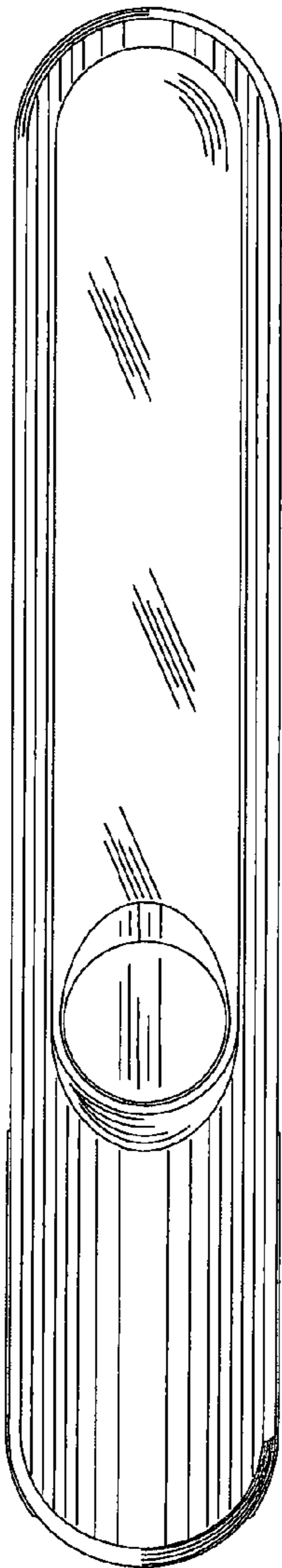


FIG 7

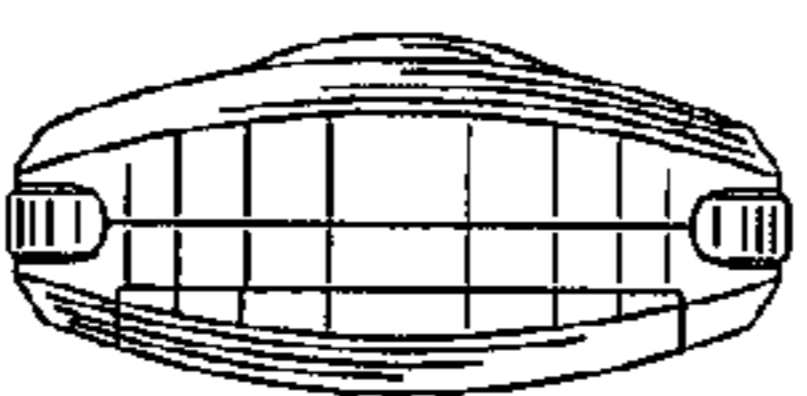


FIG 8




FIG 6




FIG 4

