



US00D635148S

(12) **United States Design Patent**  
**Loken**

(10) **Patent No.:** **US D635,148 S**

(45) **Date of Patent:** **\*\* Mar. 29, 2011**

(54) **USER INTERFACE FOR A DISPLAY SCREEN**

(75) Inventor: **Cameron Mark Loken**, Calgary (CA)

(73) Assignee: **SMART Technologies ULC**, Calgary, Alberta (CA)

(\*\*) Term: **14 Years**

(21) Appl. No.: **29/323,965**

(22) Filed: **Sep. 3, 2008**

(51) **LOC (9) Cl.** ..... **14-04**

(52) **U.S. Cl.** ..... **D14/486**

(58) **Field of Classification Search** ..... D14/485,  
D14/486, 487, 488, 489, 490, 491, 492, 493,  
D14/494, 495; 348/14.03, 14.14, 14.15,  
348/569; 725/41, 43, 52, 53; 345/902, 951,  
345/952, 955, 960; 715/793, 799, 808, 809,  
715/810, 825, 828, 835, 838, 840, 841, 842,  
715/843, 861, 864, 867, 974, 975, 977, 833,  
715/215, 246, 700, 703, 712, 716, 719, 721,  
715/727, 739, 771, 781, 783

See application file for complete search history.

(56) **References Cited**

**U.S. PATENT DOCUMENTS**

D397,332 S *	8/1998	Ryan	.....	D14/487
D554,657 S *	11/2007	Kim et al.	.....	D14/486
D558,218 S *	12/2007	Kwon et al.	.....	D14/486
D562,837 S *	2/2008	Blencowe	.....	D14/486
D563,969 S *	3/2008	Kim et al.	.....	D14/486
D563,970 S *	3/2008	Jun et al.	.....	D14/486
D574,392 S *	8/2008	Kwag et al.	.....	D14/486

D579,945 S *	11/2008	Kwag	.....	D14/486
D588,153 S *	3/2009	Okada	.....	D14/488
D593,115 S *	5/2009	Taniho et al.	.....	D14/486
D594,468 S *	6/2009	Bamford et al.	.....	D14/488
D604,312 S *	11/2009	Kwon et al.	.....	D14/487
2008/0256488 A1 *	10/2008	Van De Sluis et al.	.....	715/810

\* cited by examiner

*Primary Examiner* — Angela J Lee

(74) *Attorney, Agent, or Firm* — Katten Muchin Rosenman LLP

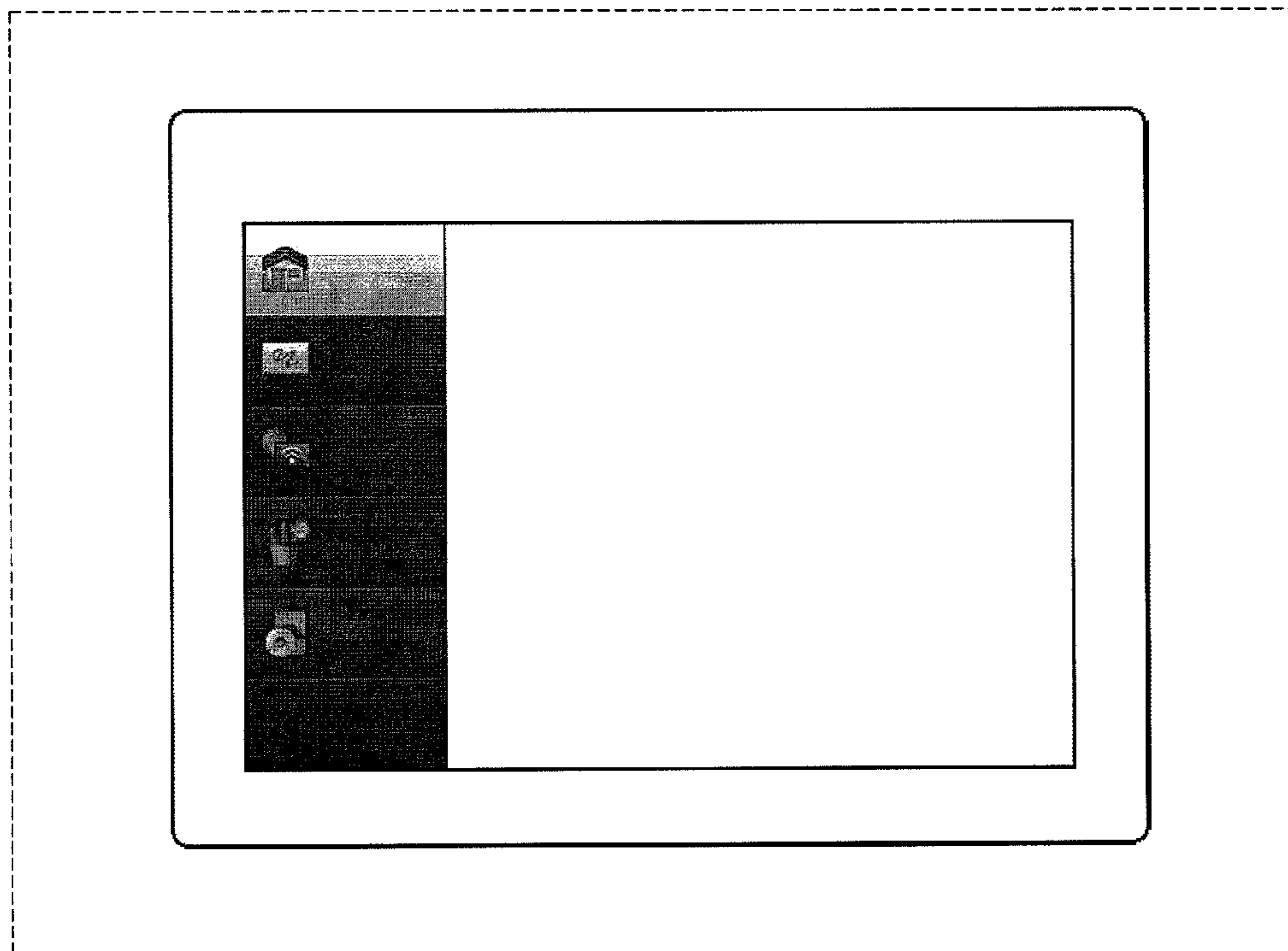
(57) **CLAIM**

The ornamental design for a user interface for a display screen, as shown and described.

**DESCRIPTION**

FIG. 1 is a front view of the user interface for a display screen showing my new design;  
FIG. 2 is a front view of another embodiment of the user interface for a display screen showing my new design;  
FIG. 3 is a front view of another embodiment of the user interface for a display screen showing my new design;  
FIG. 4 is a front view of another embodiment of the user interface for a display screen showing my new design;  
FIG. 5 is a front view of another embodiment of the user interface for a display screen showing my new design;  
FIG. 6 is a front view of another embodiment of the user interface for a display screen showing my new design; and,  
FIG. 7 is a front view of another embodiment of the user interface for a display screen showing my new design.  
The broken lines showing the display screen are provided for illustrative purposes only and form no part of the claimed design.

**1 Claim, 7 Drawing Sheets**






FIG. 1




FIG. 2

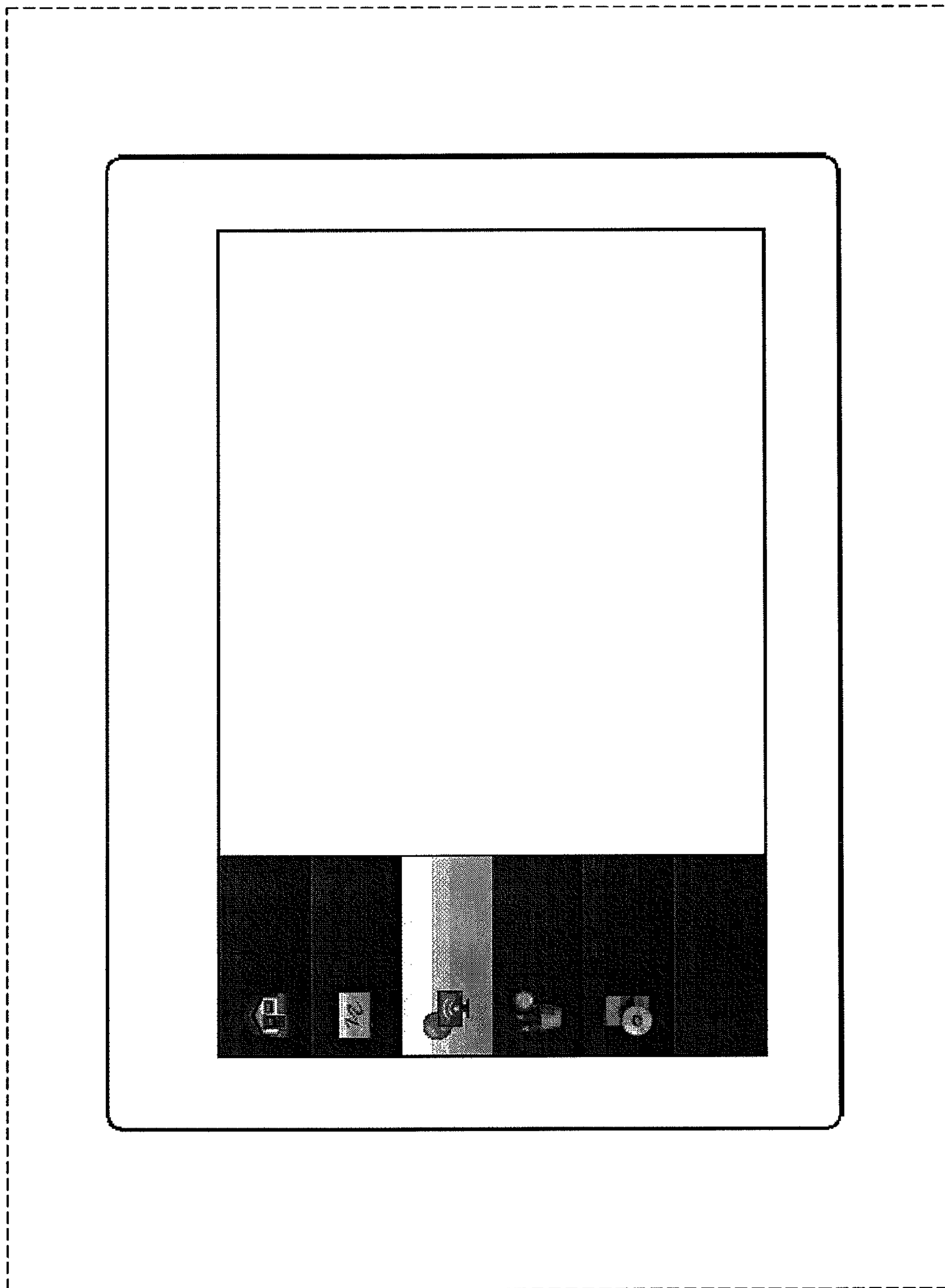


FIG. 3

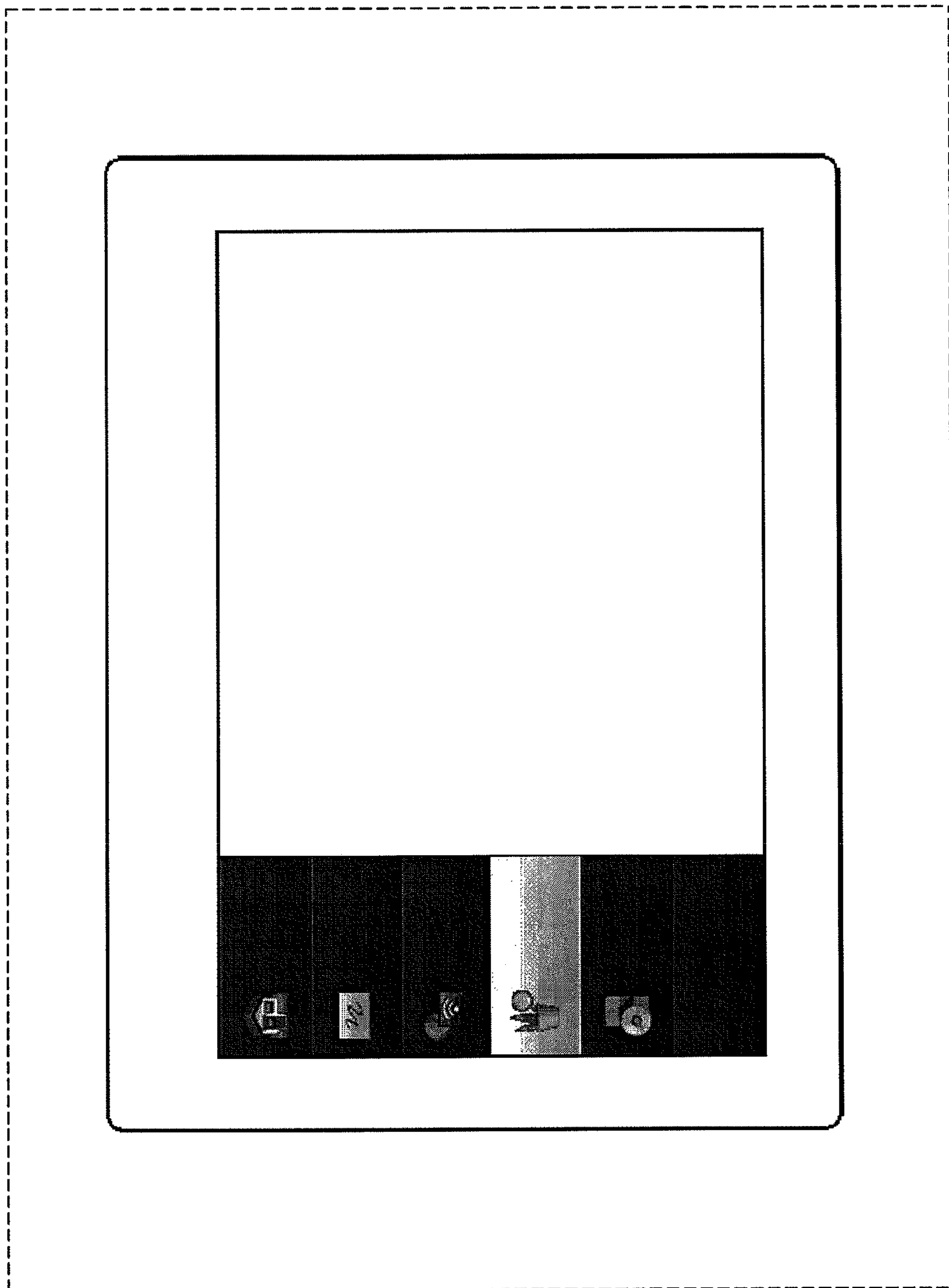


FIG. 4




FIG. 5

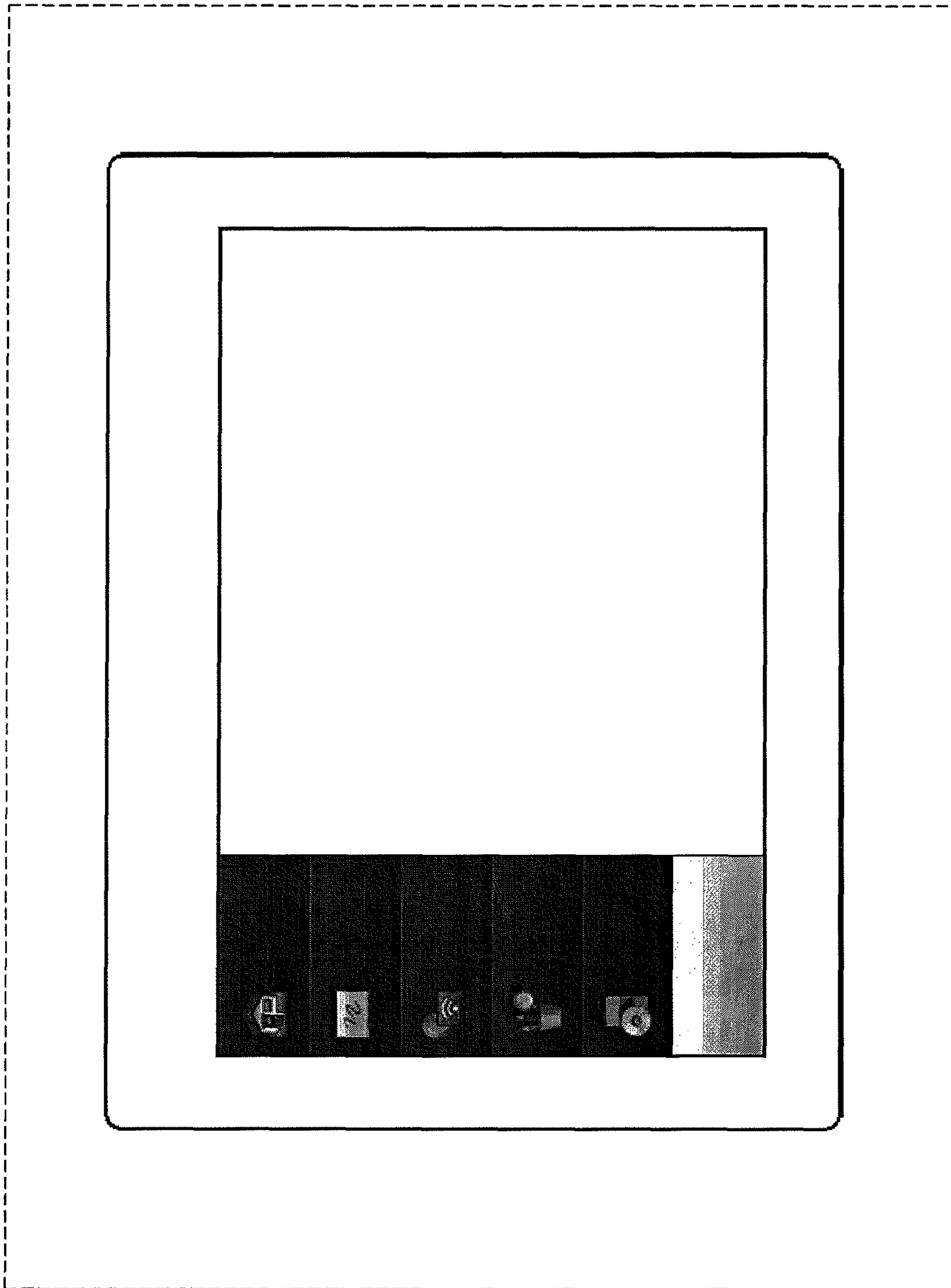


FIG. 6

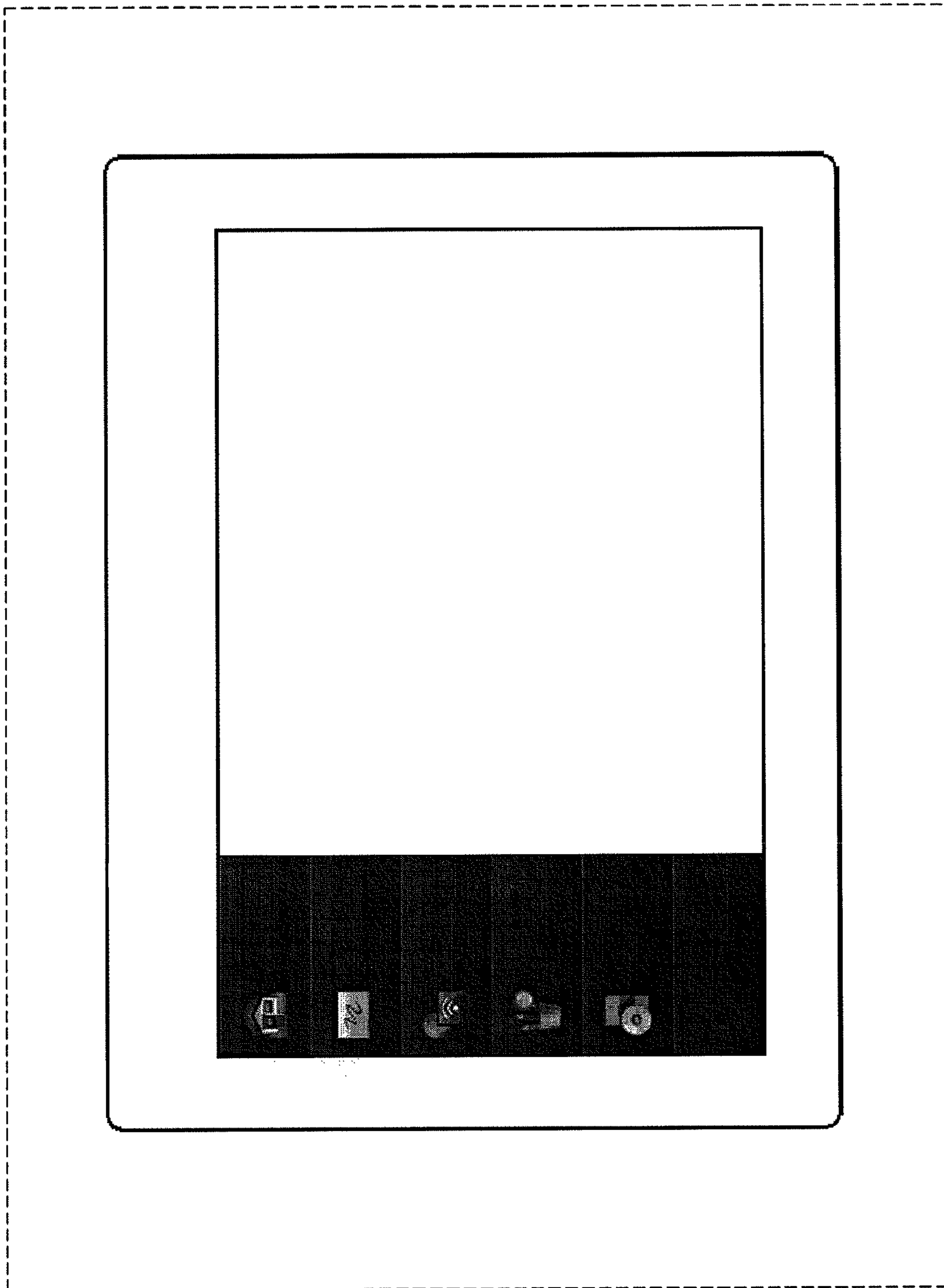


FIG. 7