

US00D635147S

(12) **United States Design Patent**  
**Hampton**

(10) **Patent No.:** **US D635,147 S**

(45) **Date of Patent:** **\*\* Mar. 29, 2011**

(54) **PORTABLE FAX MACHINE**

(76) Inventor: **Jerri A. Hampton**, Garfield Heights, OH  
(US)

(\*\*) Term: **14 Years**

(21) Appl. No.: **29/362,552**

(22) Filed: **May 27, 2010**

(51) **LOC (9) Cl.** ..... **16-03**

(52) **U.S. Cl.** ..... **D14/462; D14/327**

(58) **Field of Classification Search** ..... D14/247,  
D14/300, 315, 327, 432, 439, 455, 456, 462-471;  
D18/36-41; 358/400-404

See application file for complete search history.

(56) **References Cited**

**U.S. PATENT DOCUMENTS**

|              |         |                  |         |
|--------------|---------|------------------|---------|
| D267,947 S   | 2/1983  | Helling et al.   |         |
| 4,849,815 A  | 7/1989  | Streck           |         |
| D312,632 S   | 12/1990 | Furuya           |         |
| D331,756 S * | 12/1992 | Sawada et al.    | D14/462 |
| 5,263,078 A  | 11/1993 | Takahashi et al. |         |
| D344,078 S * | 2/1994  | Inukai et al.    | D14/462 |
| D344,079 S * | 2/1994  | Inukai et al.    | D14/462 |
| 5,379,121 A  | 1/1995  | Yamada et al.    |         |
| 5,446,553 A  | 8/1995  | Grube            |         |
| 5,752,199 A  | 5/1998  | Scott            |         |
| D491,576 S   | 6/2004  | Yamaguchi        |         |

|                 |         |                 |         |
|-----------------|---------|-----------------|---------|
| D525,626 S *    | 7/2006  | Fukunaga et al. | D14/462 |
| 7,443,547 B2    | 10/2008 | Moreno et al.   |         |
| D624,911 S *    | 10/2010 | Lee et al.      | D14/315 |
| 2001/0014148 A1 | 8/2001  | Ikeda           |         |

**OTHER PUBLICATIONS**

Michael Kwan, MobileMag.com, "Portable Fax Machine Connect Vis GSM", "http://www.mobilemag.com/2007/02/12/portable-fax-machine-connect-via-gsm/", accessed Nov. 30, 2010, dated Feb. 17, 2007, 1pg.\*

\* cited by examiner

*Primary Examiner* — Stella M Reid

*Assistant Examiner* — Keli L Hill

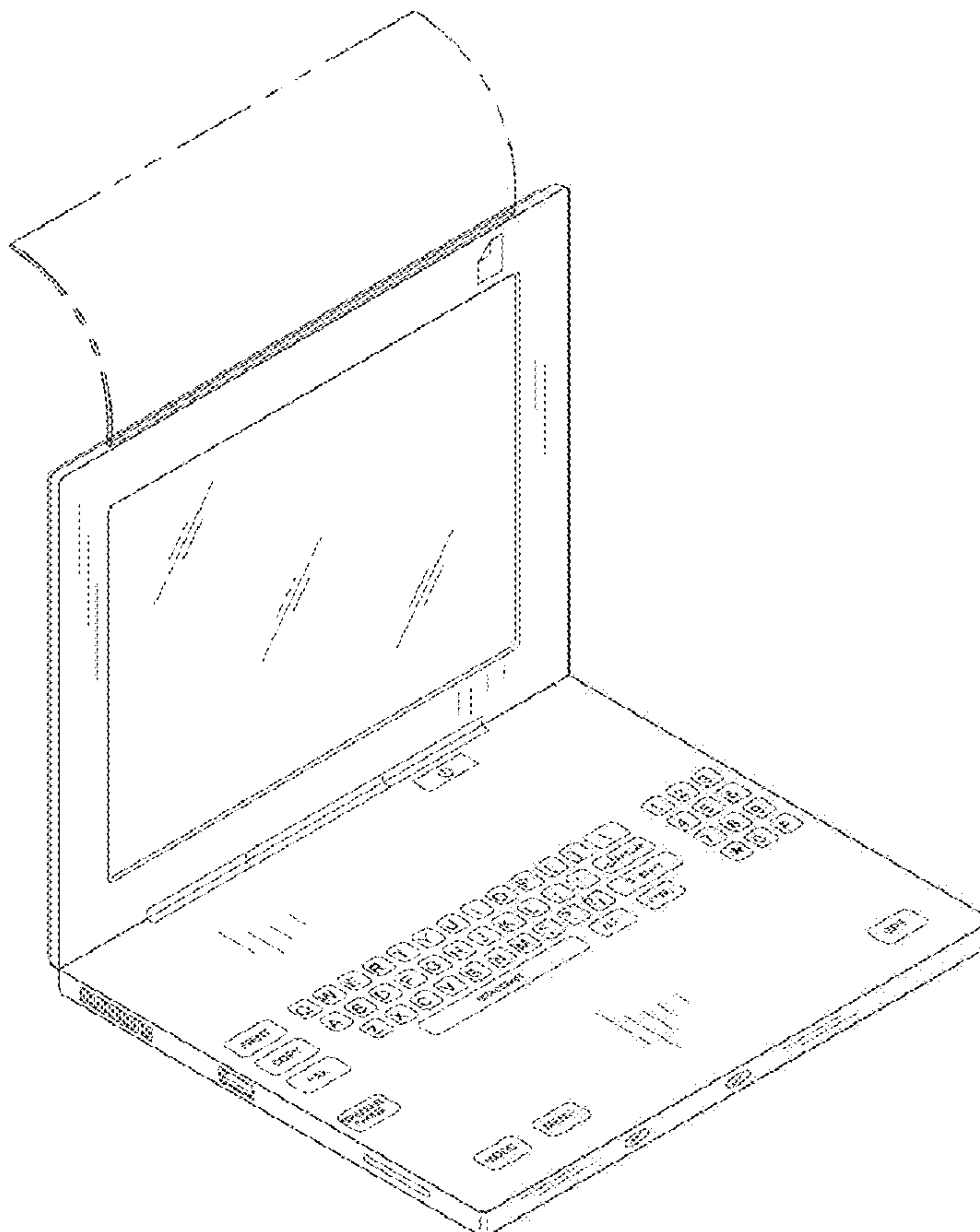
(57) **CLAIM**

The ornamental design for the portable fax machine, as shown and described.

**DESCRIPTION**

FIG. 1 is a front view of the portable fax machine. FIG. 2 is a rear view of the claimed design. FIG. 3 is a left side view of the claimed design. FIG. 4 is a right side view of the claimed design. FIG. 5 is a top view of the claimed design. FIG. 6 is a bottom view of the claimed design; and, FIG. 7 is an isometric view of the claimed design, shown with a sheet of paper in broken lines, which is environmental matter and forms no part of the claimed design.

**1 Claim, 6 Drawing Sheets**



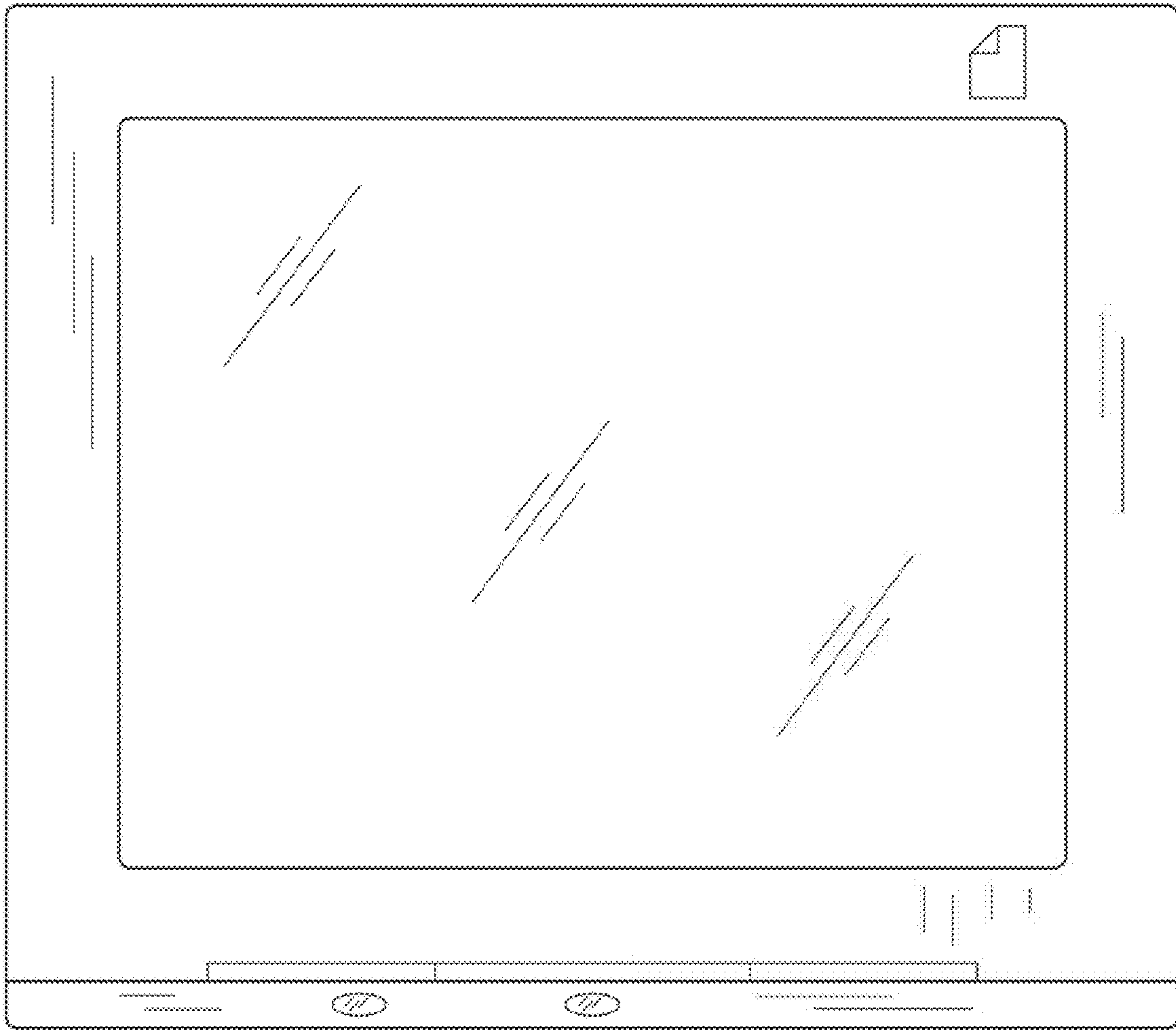


FIG. 1



FIG. 2


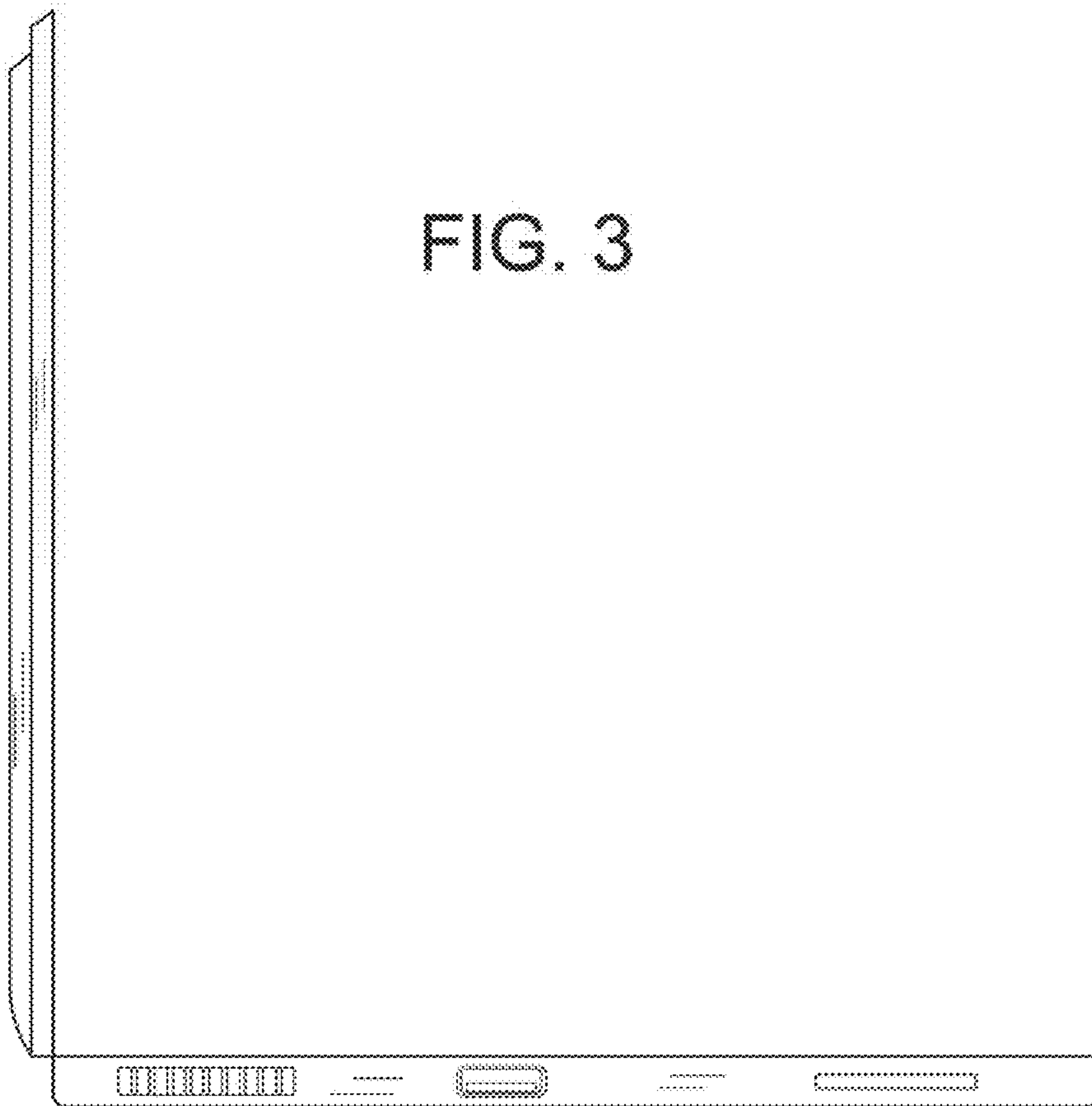


FIG. 4

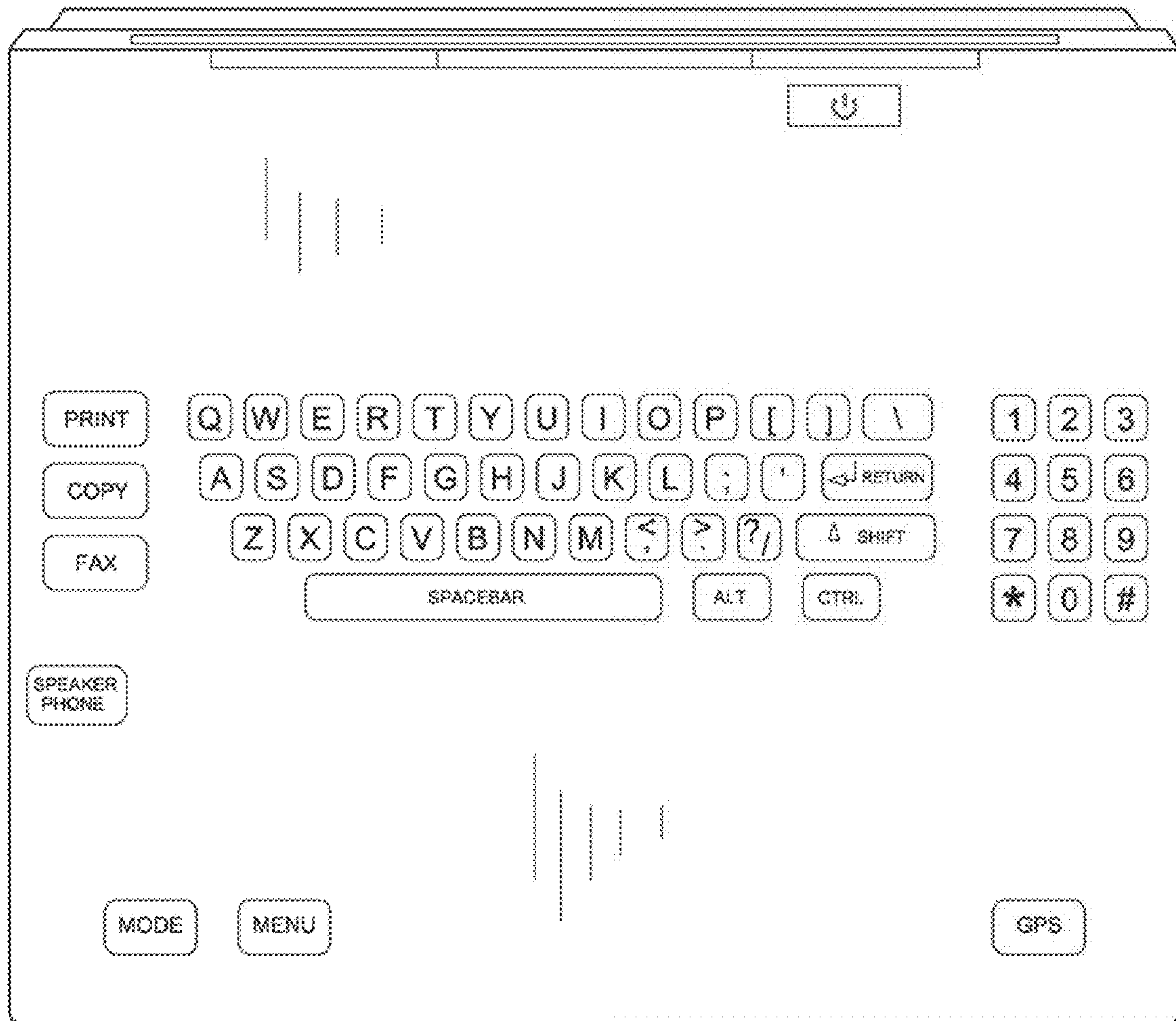


FIG. 5



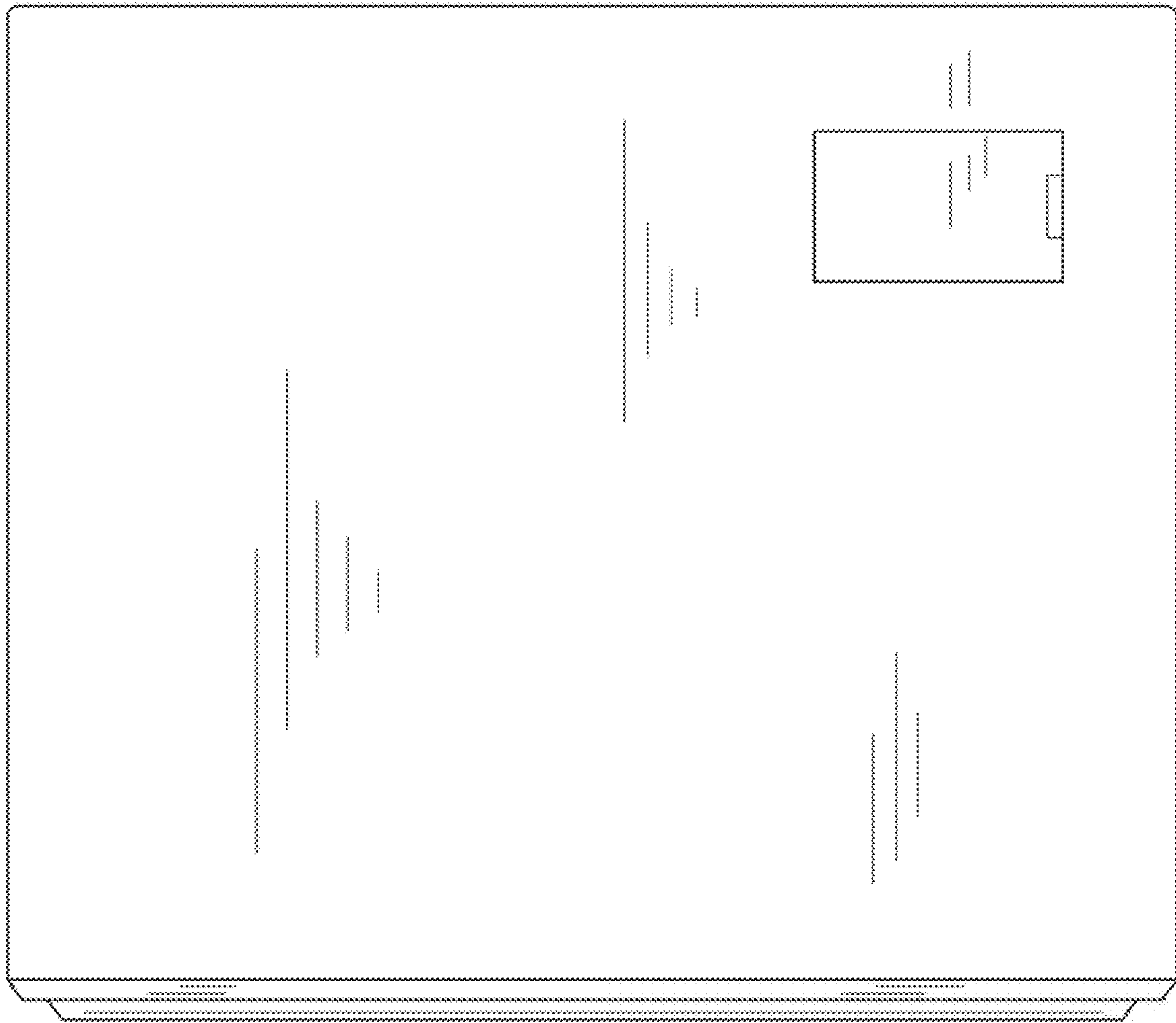


FIG. 6

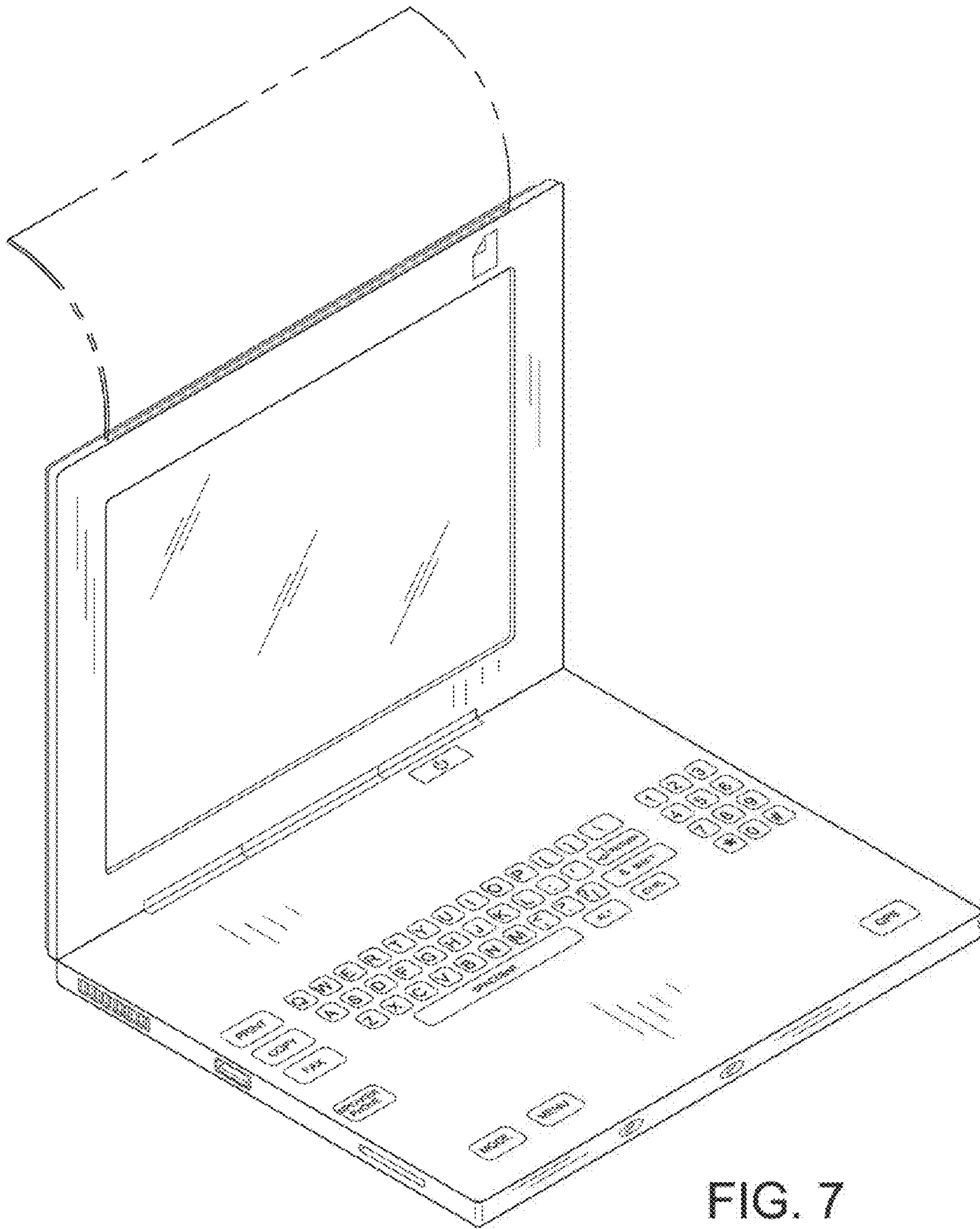


FIG. 7