



US00D635136S

(12) **United States Design Patent**
Jiang et al.

(10) **Patent No.:** **US D635,136 S**
(45) **Date of Patent:** **** Mar. 29, 2011**

(54) **MOBILE DEVICE**

(75) Inventors: **Bin Jiang**, Shenzhen (CN); **Te-Hua Lee**,
Taipei Hsien (TW)

(73) Assignee: **Hon Hai Precision Industry Co., Ltd.**,
Tu-Cheng, Taipei Hsien (TW)

(**) Term: **14 Years**

(21) Appl. No.: **29/352,726**

(22) Filed: **Dec. 23, 2009**

(30) **Foreign Application Priority Data**

Jun. 26, 2009 (CN) 2009 3 0307514

(51) **LOC (9) Cl.** **14-02**

(52) **U.S. Cl.** **D14/341**

(58) **Field of Classification Search** D14/341-347,
D14/137, 138, 138.1, 138 AA, 138 R, 138 AB,
D14/138 G, 138 A, 496, 426, 429, 129, 130,
D14/420, 439-441, 448, 125, 147, 156, 218,
D14/250, 336, 203.1, 203.3, 203.4, 203.7,
D14/315, 388-390; D21/324, 329, 330;
D10/65, 104; D18/6-7; 345/169, 901, 905,
345/156, 157, 168, 173; 361/680, 686, 679.27,
361/679.3; 379/433.04, 433.07, 433.11,
379/916, 433.01, 433.06

See application file for complete search history.

(56) **References Cited**

U.S. PATENT DOCUMENTS

D270,061	S	*	8/1983	Ackeret	D6/308
D415,147	S	*	10/1999	Adachi	D14/126
D438,849	S	*	3/2001	Adachi et al.	D14/126
D467,890	S	*	12/2002	Lai et al.	D14/138 G
D537,441	S	*	2/2007	Bruker	D14/341
D604,715	S	*	11/2009	Shimizu et al.	D14/203.7
D617,294	S	*	6/2010	Kim	D14/138 G
D620,003	S	*	7/2010	Chiang et al.	D14/341

* cited by examiner

Primary Examiner — Cathron C Brooks

Assistant Examiner — Barbara Fox

(74) *Attorney, Agent, or Firm* — Frank R. Niranjana

(57) **CLAIM**

The ornamental design for a mobile device, as shown and described.

DESCRIPTION

FIG. 1 is a perspective view of a mobile device showing my design;

FIG. 2 is a front elevational view thereof;

FIG. 3 is a rear elevational view thereof;

FIG. 4 is a left side, elevational view thereof;

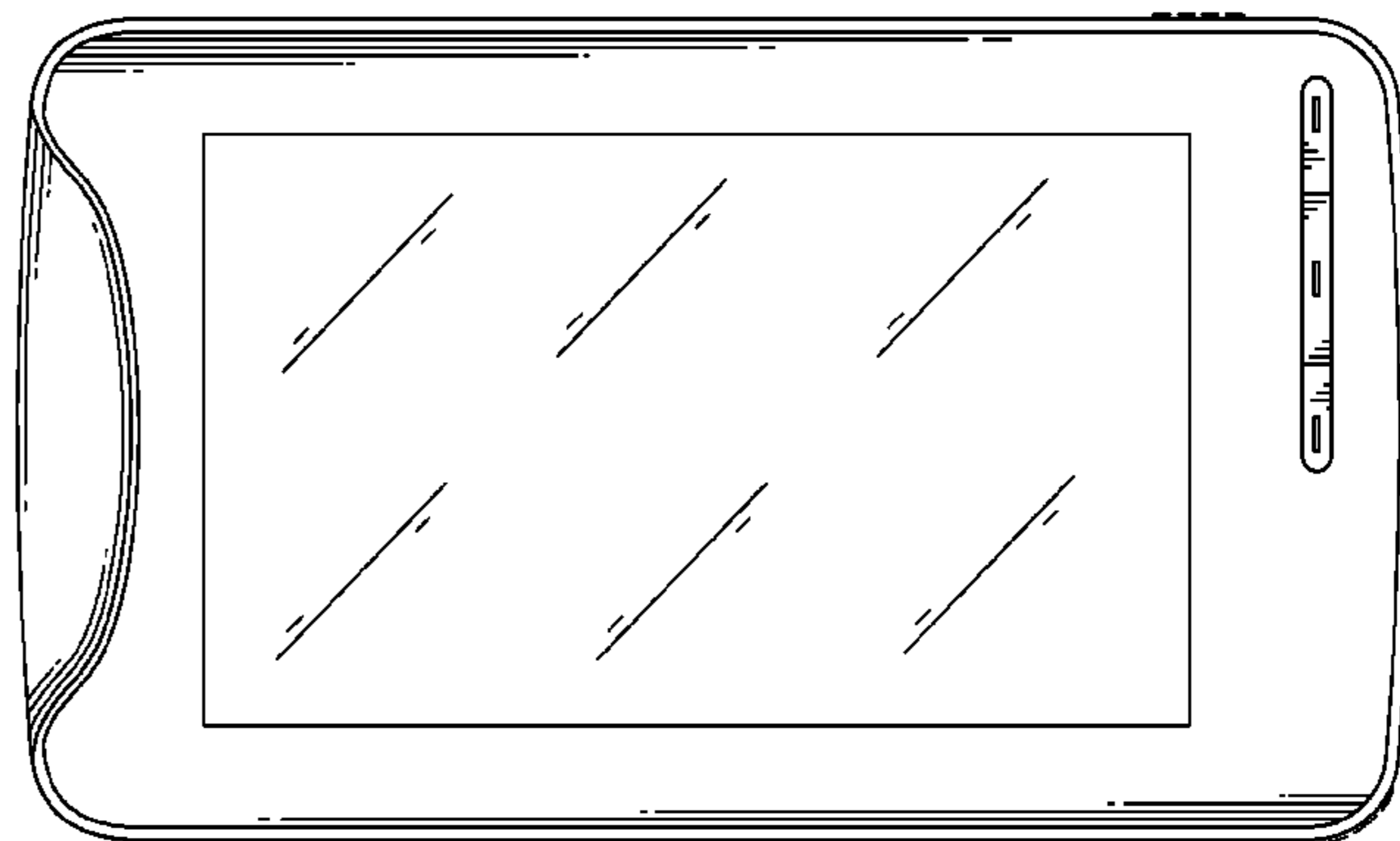
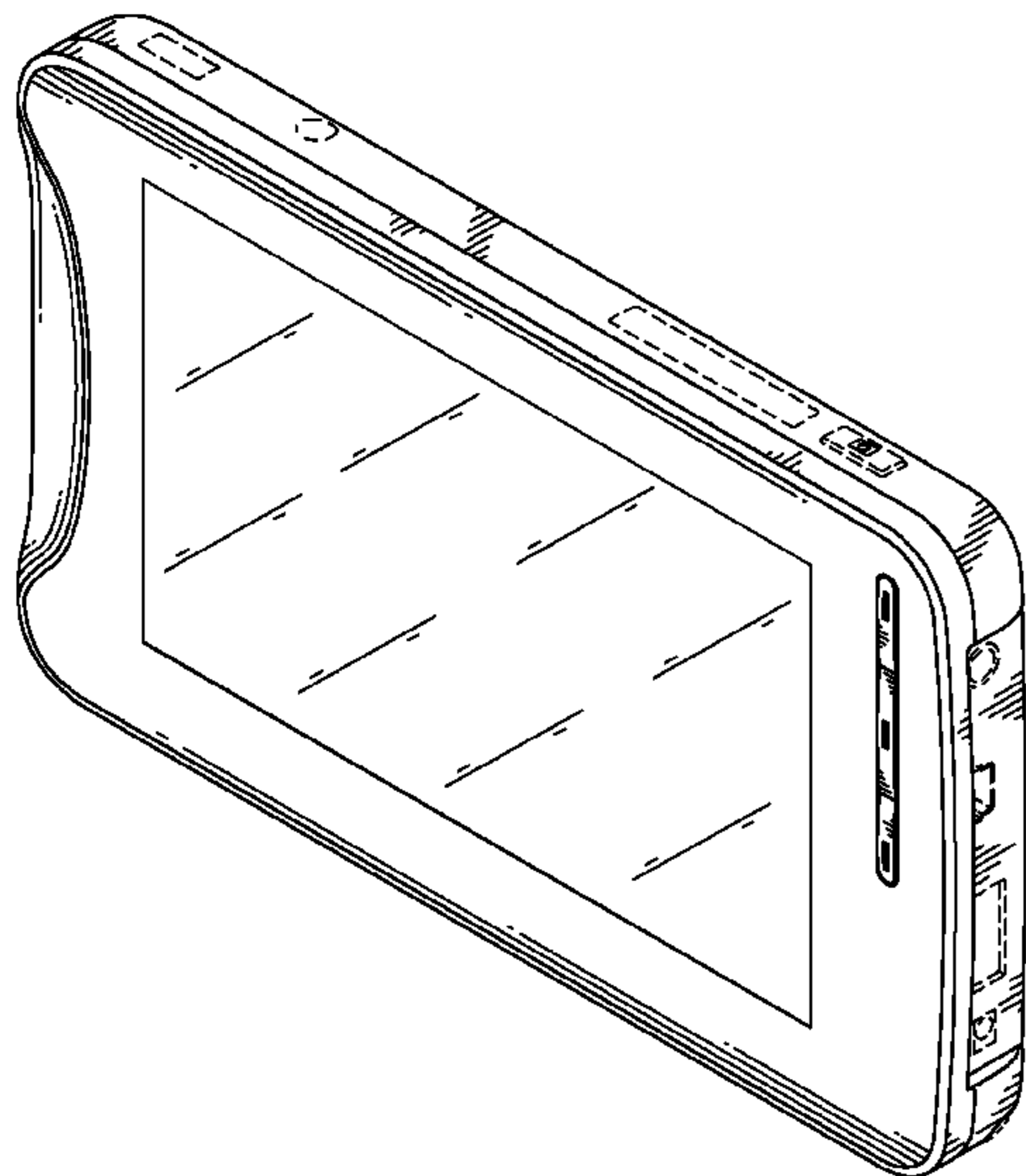
FIG. 5 is a right side, elevational view thereof;

FIG. 6 is a top plan view thereof; and,

FIG. 7 is a bottom plan view thereof.

The broken lines shown in the drawings are for the purpose of illustrating unclaimed portions of the mobile device and form no part of the claimed design.

1 Claim, 7 Drawing Sheets



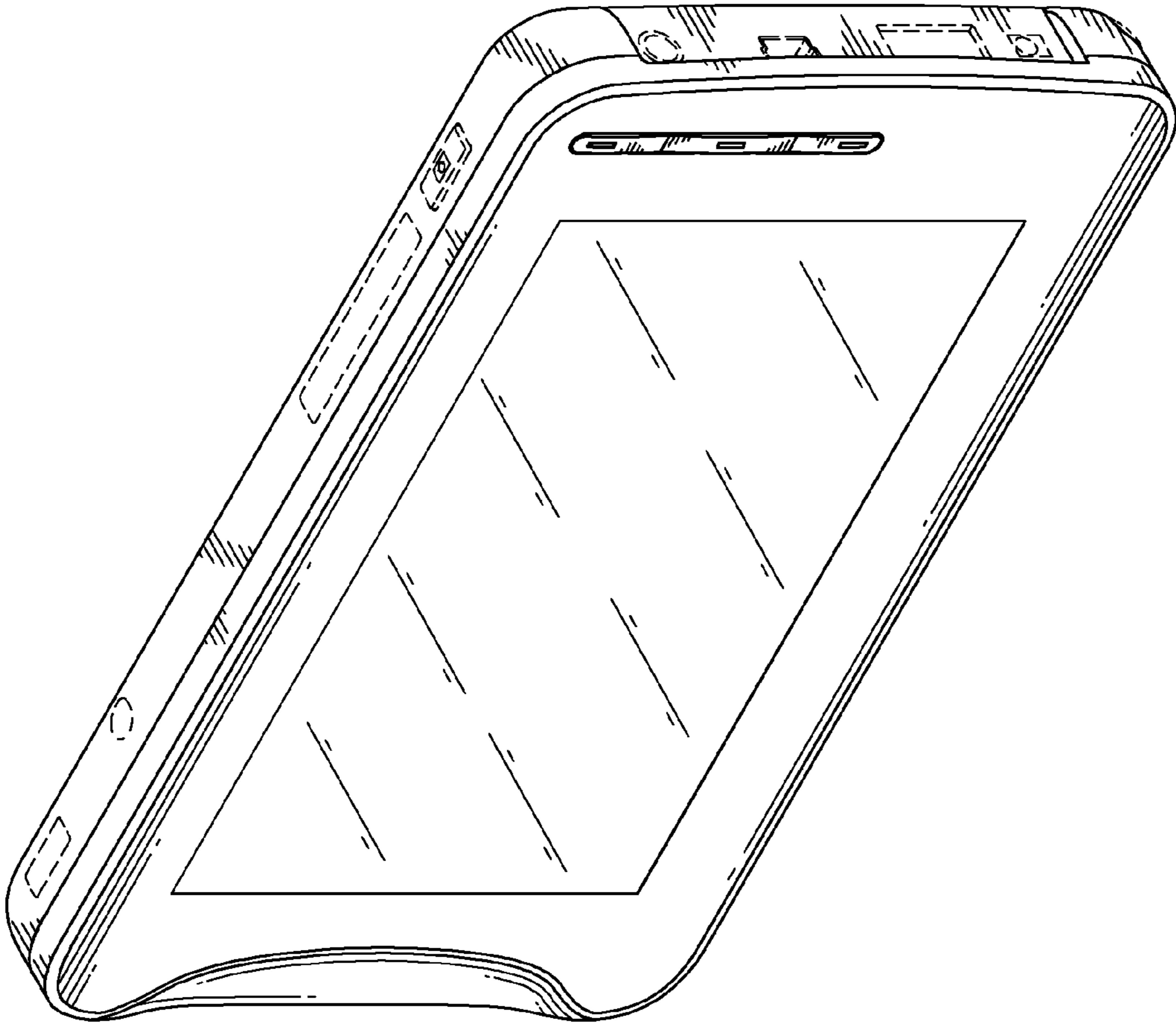


FIG. 1

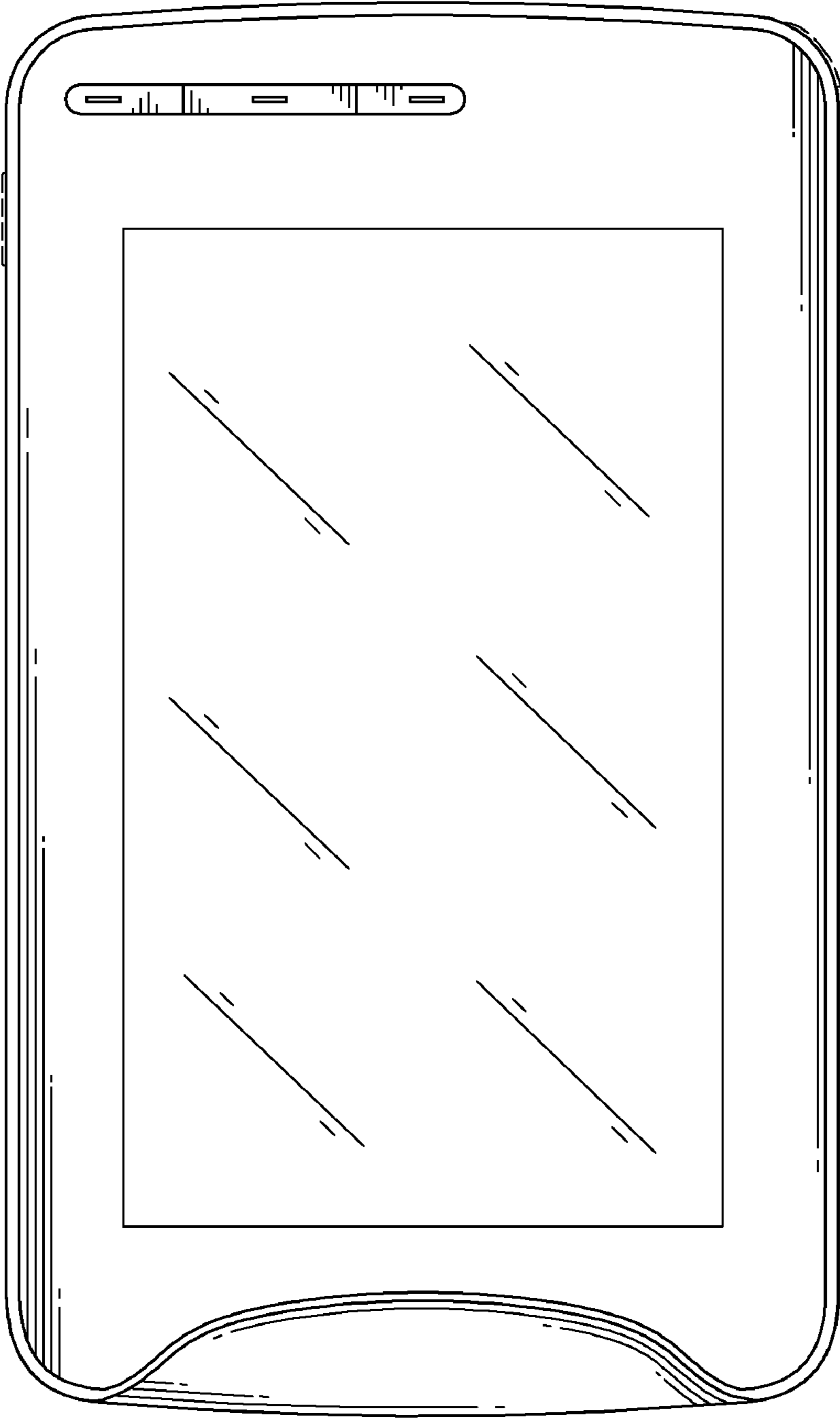


FIG. 2

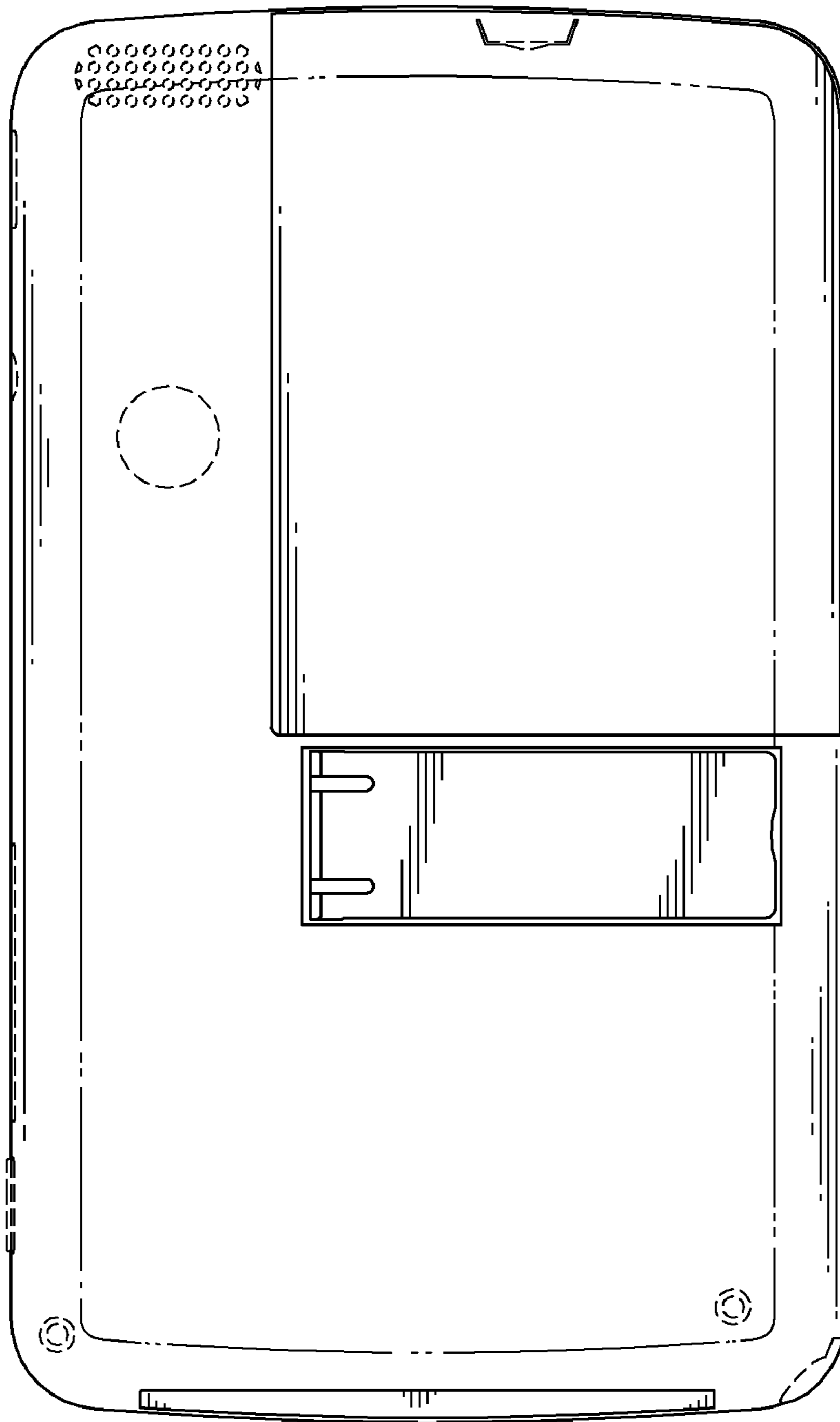


FIG. 3



FIG. 4

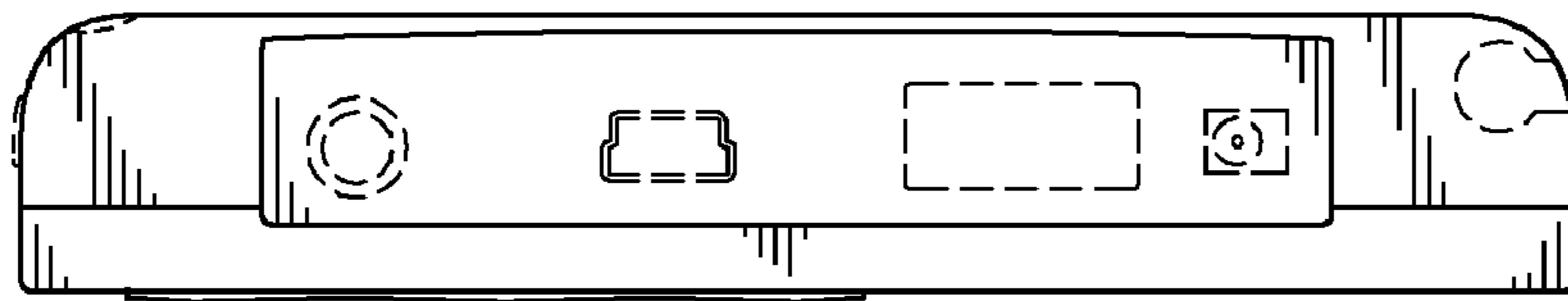


FIG. 5

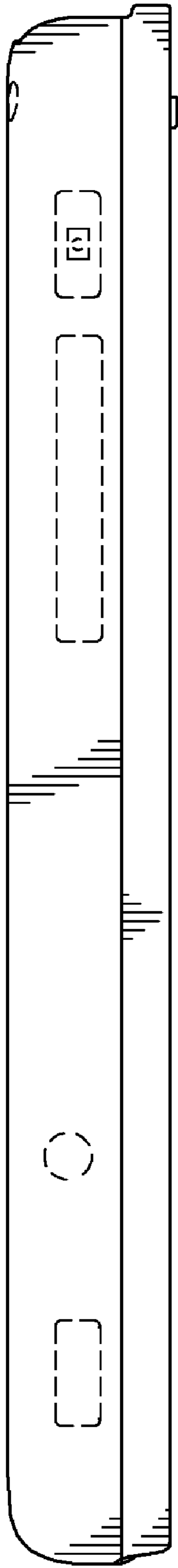


FIG. 6

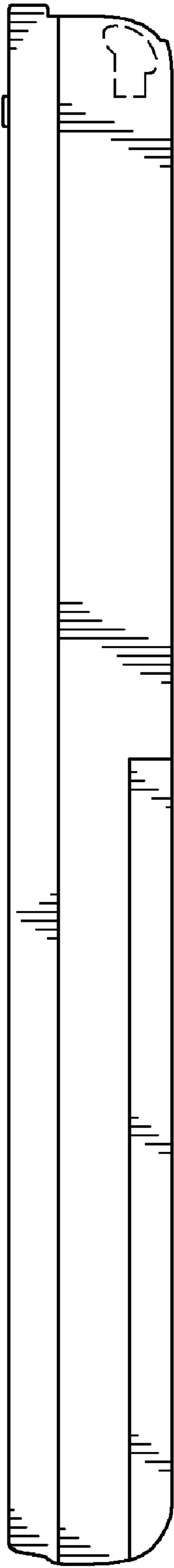


FIG. 7