



US00D635101S

(12) **United States Design Patent**
Farrow

(10) **Patent No.:** **US D635,101 S**
(45) **Date of Patent:** **** Mar. 29, 2011**

(54) **CONTROL PANEL**

(75) Inventor: **Nigel Farrow**, West Chester, PA (US)

(73) Assignee: **Farrow Holdings Group, Inc.**,
Philadelphia, PA (US)

(**) Term: **14 Years**

(21) Appl. No.: **29/359,765**

(22) Filed: **Apr. 15, 2010**

(30) **Foreign Application Priority Data**

Feb. 16, 2010 (GB) 4014588

(51) **LOC (9) Cl.** **13-03**

(52) **U.S. Cl.** **D13/162**

(58) **Field of Classification Search** D13/158,
D13/162, 162.1, 164, 171, 177, 184, 199;
D14/137, 139, 151, 167, 168, 172, 174, 191,
D14/192, 193, 214, 217, 218, 240; 361/600,
361/622, 678, 681; 345/173; 338/153; 174/66;
200/5 A; D34/35

See application file for complete search history.

(56) **References Cited**

U.S. PATENT DOCUMENTS

D263,582 S * 3/1982 Turner D13/164
D265,900 S * 8/1982 Johnson D10/49

4,512,412 A * 4/1985 Campbell 169/24
D287,005 S * 12/1986 Newton D13/162
D287,228 S * 12/1986 Newton D10/81
D361,985 S * 9/1995 Snyder D13/177
D427,155 S * 6/2000 Pawley et al. D13/162
D432,995 S * 10/2000 Hubler et al. D13/162
D486,454 S * 2/2004 Vink-Ellis et al. D13/158
D492,630 S * 7/2004 Kraus et al. D12/192
D546,770 S * 7/2007 Herbstritt D13/162
D578,272 S * 10/2008 Kato et al. D34/35

* cited by examiner

Primary Examiner — Thomas J Johannes

(74) *Attorney, Agent, or Firm* — Caesar, Rivise, Bernstein,
Cohen & Pokotilow, Ltd.

(57) **CLAIM**

The ornamental design for the control panel, as shown and described.

DESCRIPTION

FIG. 1 is a front elevation view of a control panel in accordance with my new design;

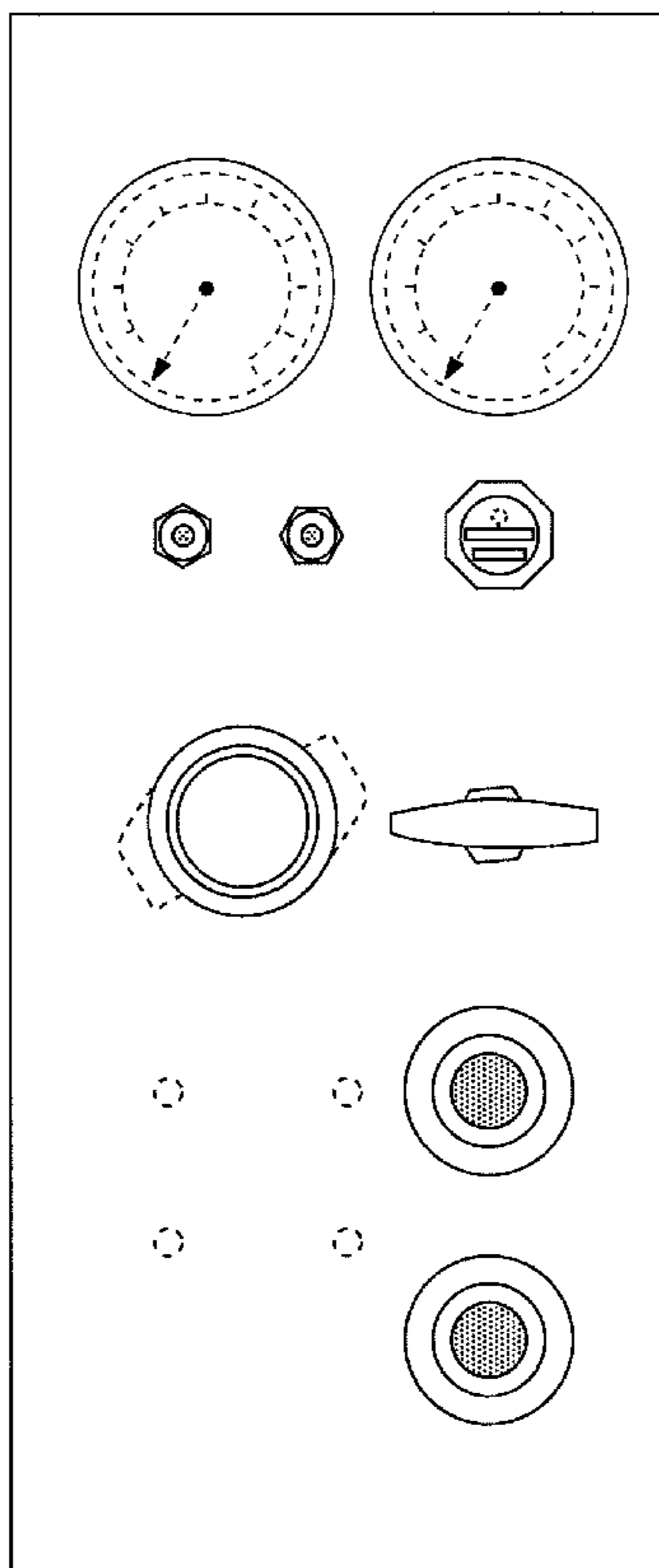
FIG. 2 is a left, side elevation view thereof;

FIG. 3 is a right, side elevation view thereof; and,

FIG. 4 is a rear side elevation view thereof.

The dashed lines shown in the figures represent unclaimed subject matter and form no part of the claimed design.

1 Claim, 3 Drawing Sheets



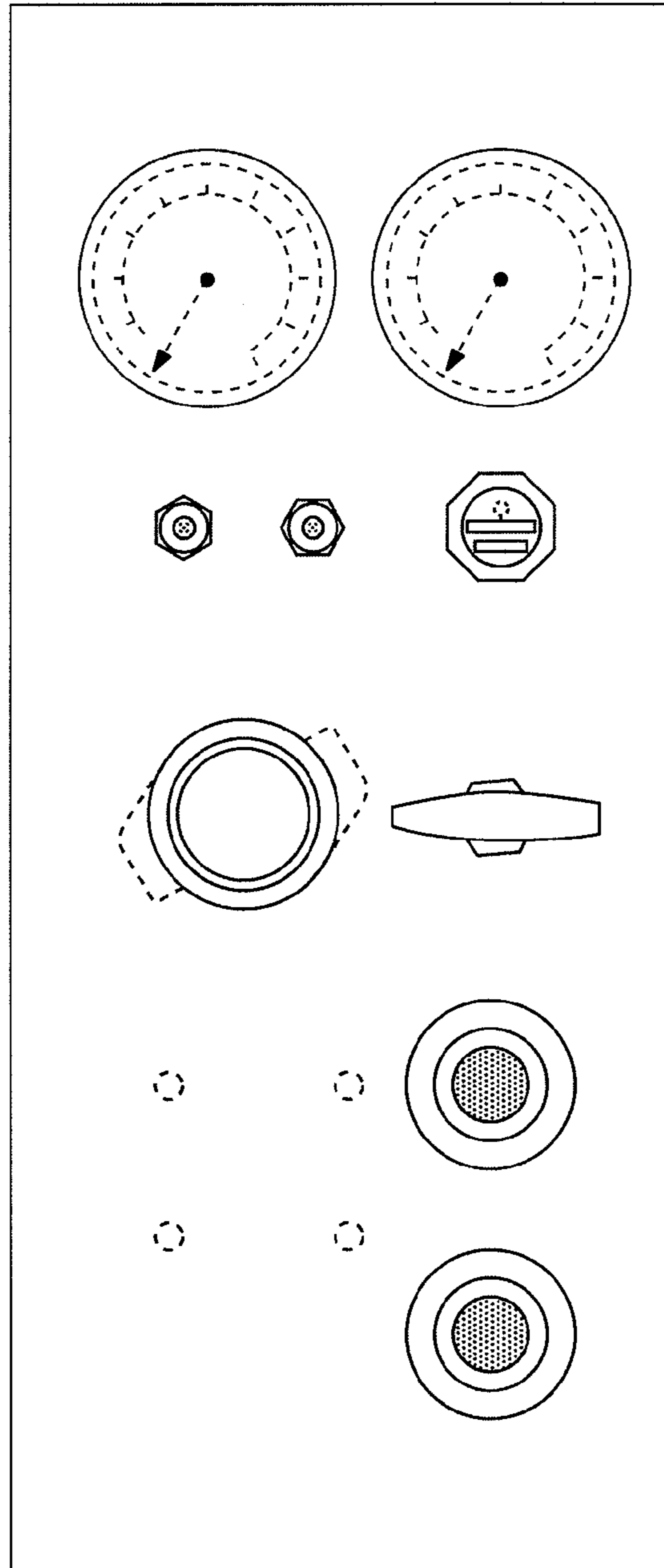


FIG. 1



FIG. 2

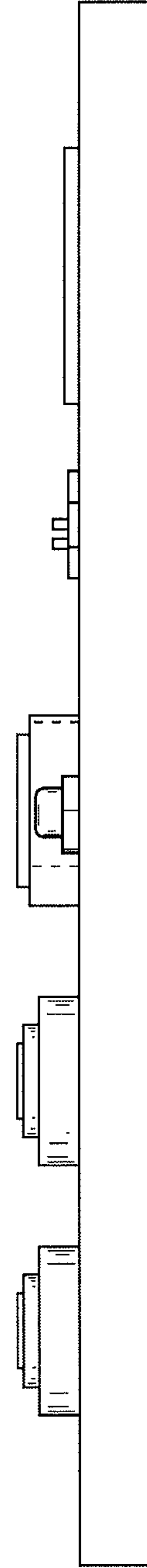


FIG. 3




FIG. 4