

US00D635084S

(12) **United States Design Patent**  
**Saint-Jalmes et al.**

(10) **Patent No.:** **US D635,084 S**  
(45) **Date of Patent:** **\*\* Mar. 29, 2011**

(54) **ELEMENTS OF AN AIRCRAFT**

- (75) Inventors: **Bruno Saint-Jalmes**, Toulouse (FR);  
**Jason Zaneboni**, Blagnac (FR)
- (73) Assignee: **Airbus SAS**, Blagnac Cedex (FR)
- (\*\*) Term: **14 Years**
- (21) Appl. No.: **29/351,301**
- (22) Filed: **Dec. 3, 2009**

**Related U.S. Application Data**

- (62) Division of application No. 29/278,230, filed on Mar. 22, 2007, now Pat. No. Des. 607,806.
- (51) **LOC (9) Cl.** ..... **12-07**
- (52) **U.S. Cl.** ..... **D12/345**
- (58) **Field of Classification Search** ..... D12/319,  
D12/343; 244/35 R, 45 R, 119, 130  
See application file for complete search history.

(56) **References Cited**

**U.S. PATENT DOCUMENTS**

D230,961 S	3/1974	Ryan et al.	
D274,510 S	7/1984	McComas et al.	
D515,012 S	2/2006	Eakins et al.	
D516,995 S	3/2006	Eakins et al.	
D524,230 S	7/2006	Stille et al.	
D524,718 S	7/2006	Scott et al.	
D526,269 S	8/2006	Eadie	
D537,029 S	2/2007	Eakins et al.	
D607,806 S *	1/2010	Saint-Jalmes et al. ....	D12/319

**OTHER PUBLICATIONS**

- U.S. Appl. No. 29/278,234. Title: Elements of an Aircraft, filed Mar. 22, 2007.
- U.S. Appl. No. 29/278,239. Title: Elements of an Aircraft, filed Mar. 22, 2007.
- U.S. Appl. No. 29/278,228. Title: Aircraft Seating Arrangement, filed Mar. 22, 2007.
- [http://www.embraercommercialjets.com.br/english/content/ejets/emb\\_190.asp?tela=three\\_view](http://www.embraercommercialjets.com.br/english/content/ejets/emb_190.asp?tela=three_view).
- [http://www.boeing.com/commercial/737family/pf/pf\\_exterior.html](http://www.boeing.com/commercial/737family/pf/pf_exterior.html).

\* cited by examiner

*Primary Examiner* — Lisa P Lichtenstein

(74) *Attorney, Agent, or Firm* — Osler, Hoskin & Harcourt LLP


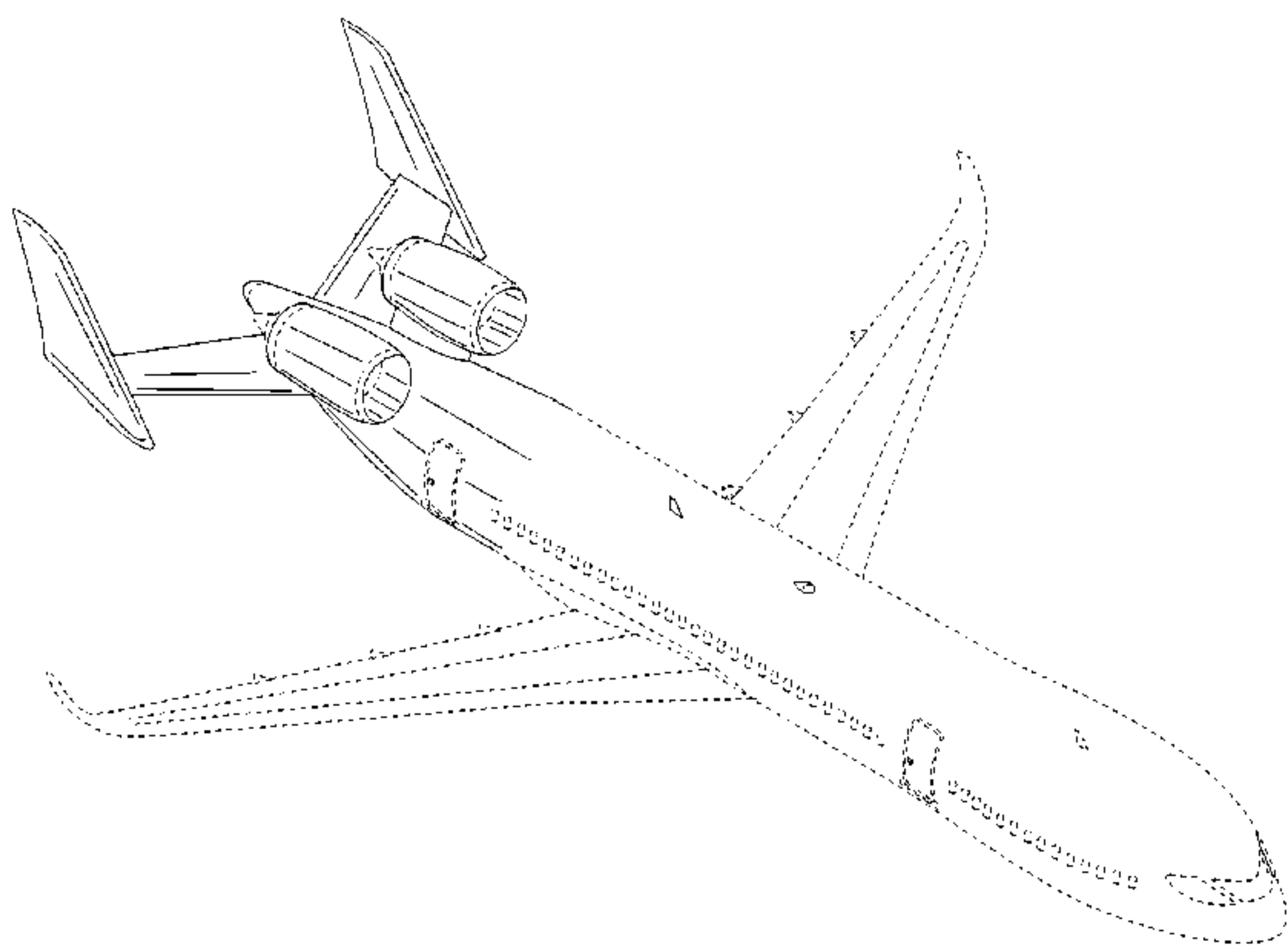
(57) **CLAIM**

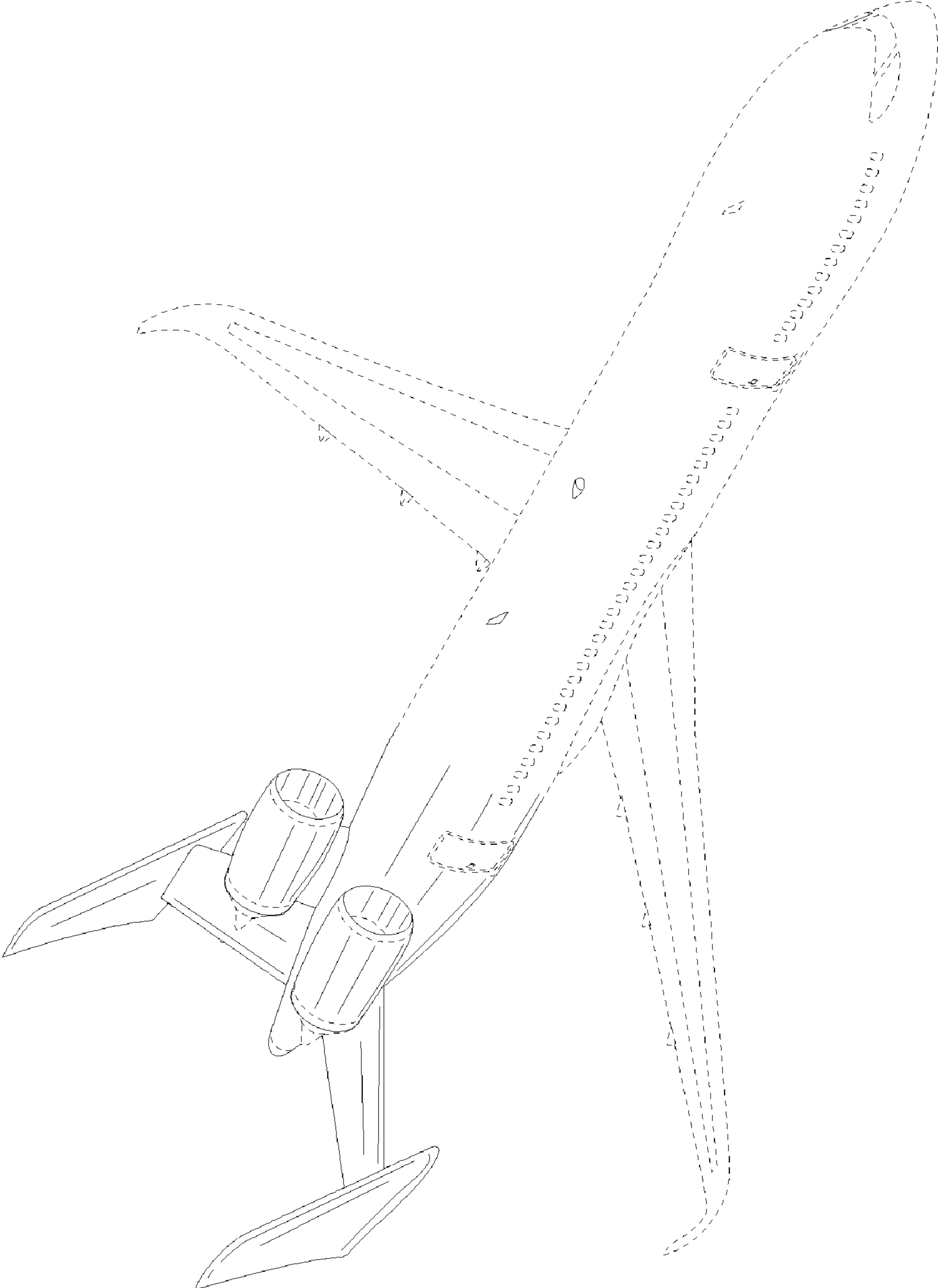
The ornamental design for elements of an aircraft, as shown and described.

**DESCRIPTION**

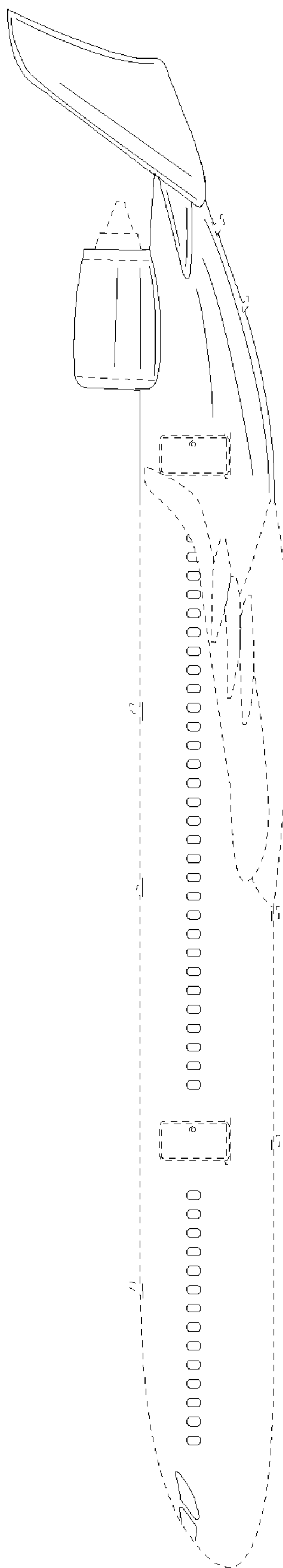
FIG. is a front right perspective view showing elements of an aircraft according to our design;  
 FIG. 2 is a left side elevation view thereof, the right side being a mirror image;  
 FIG. 3 is a front elevation view thereof;  
 FIG. 4 is a rear elevation view thereof;  
 FIG. 5 is a top plan view thereof; and,  
 FIG. 6 is a bottom plan view thereof.  
 Throughout the Figures, broken lines showing environment or structure are for illustrative purposes only and form no part of the claimed design.

**1 Claim, 5 Drawing Sheets**

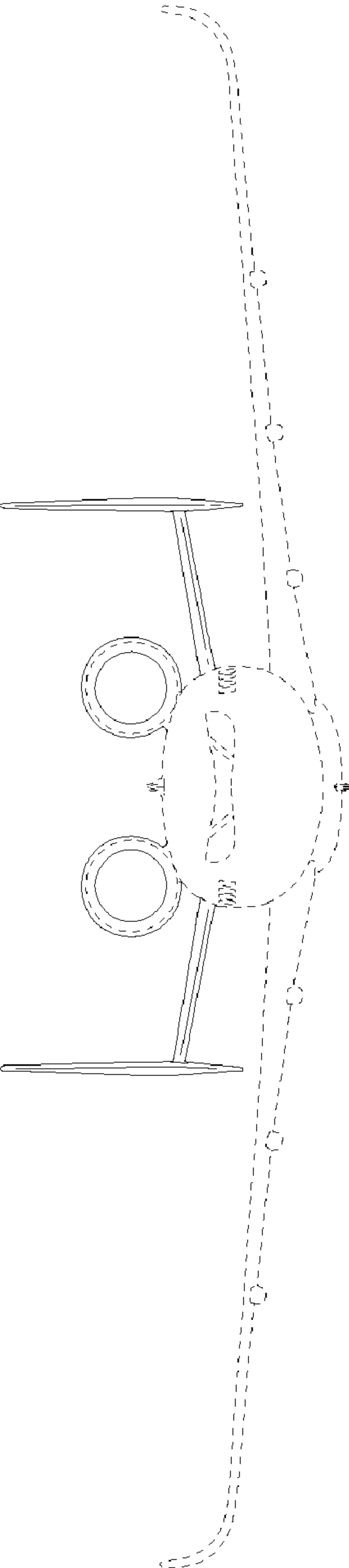




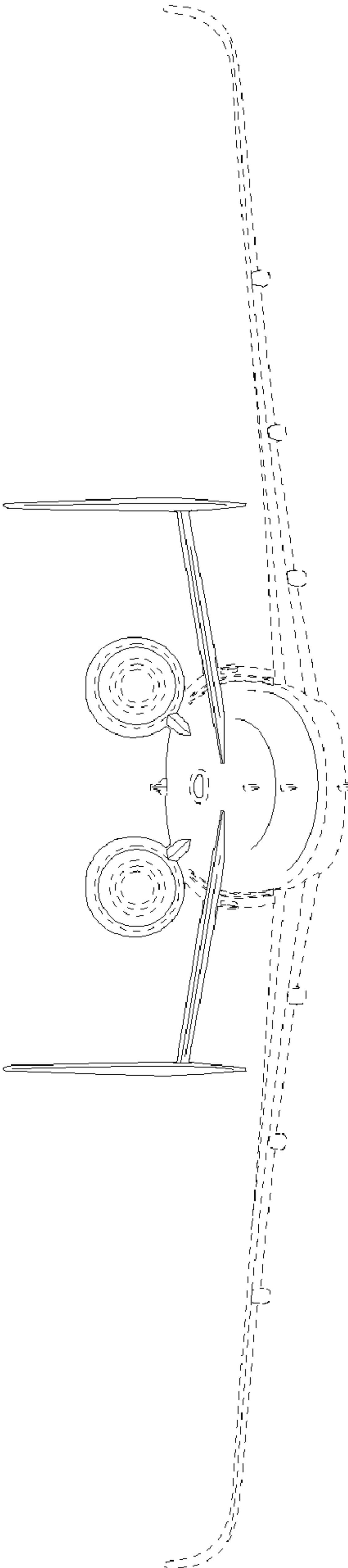
**FIG. 1**



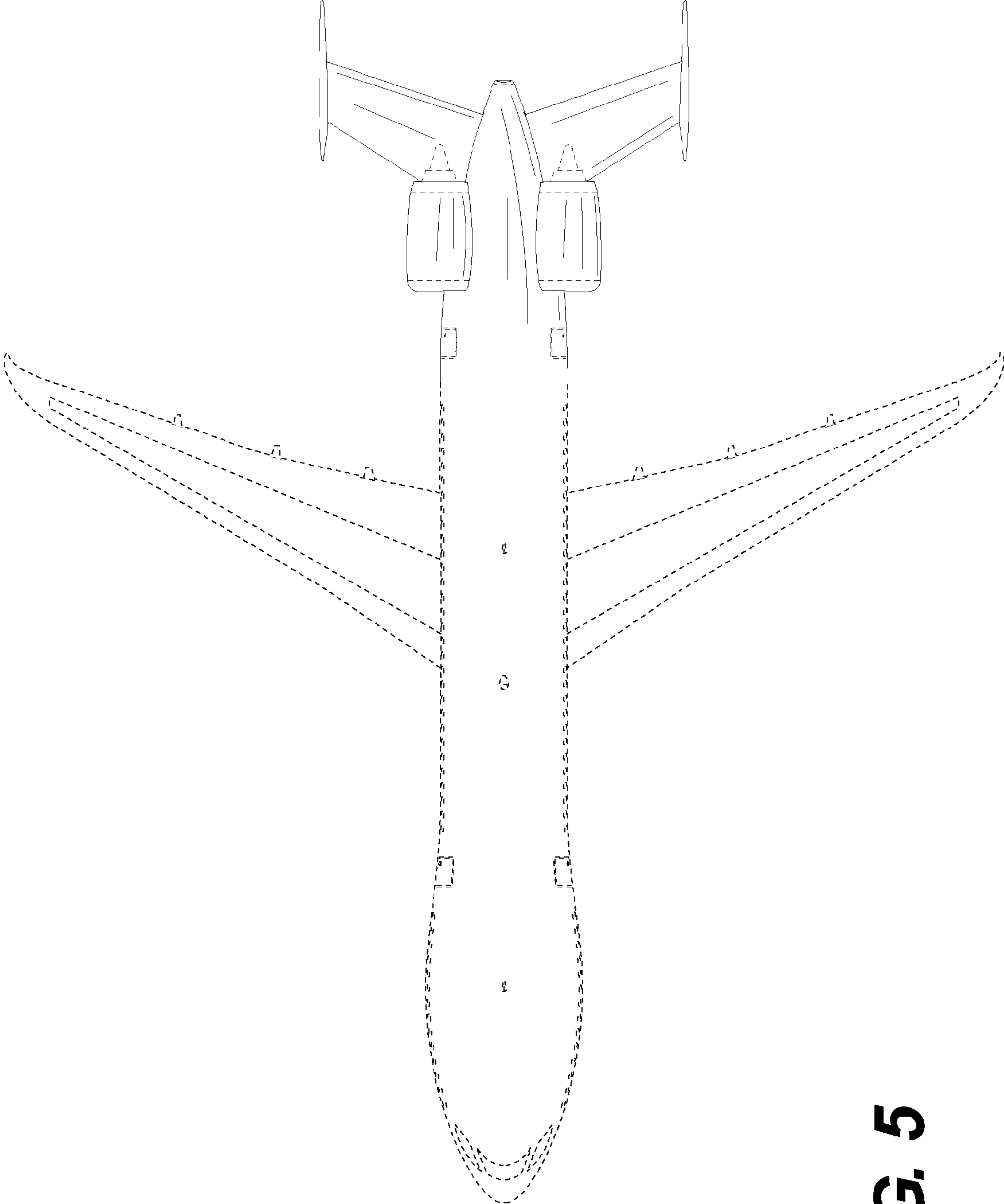
**FIG. 2**



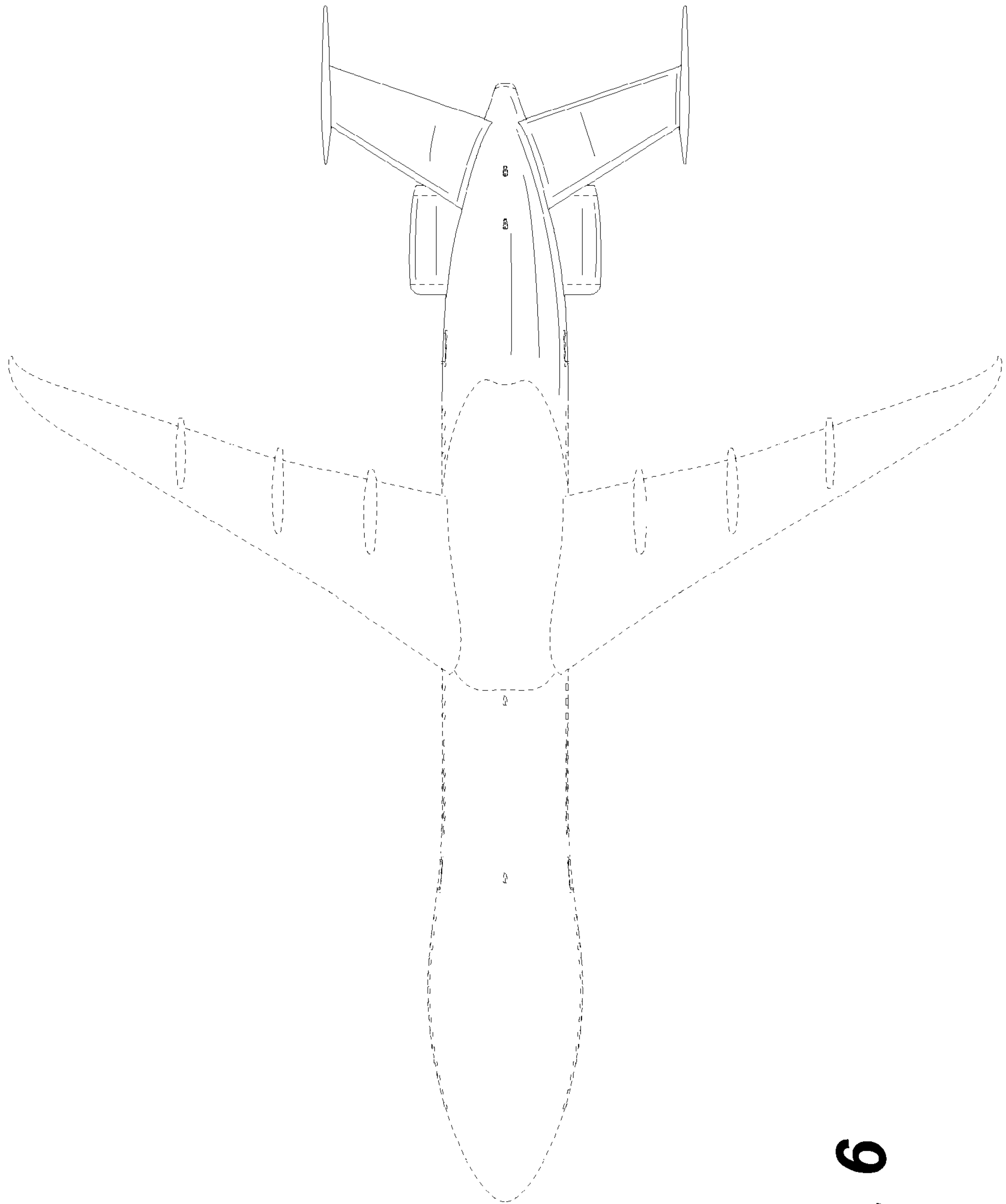
**FIG. 3**



**FIG. 4**



**FIG. 5**



**FIG. 6**

UNITED STATES PATENT AND TRADEMARK OFFICE  
**CERTIFICATE OF CORRECTION**

PATENT NO. : D635,084 S  
APPLICATION NO. : 29/351301  
DATED : March 29, 2011  
INVENTOR(S) : Bruno Saint-Jalmes et al.

Page 1 of 7

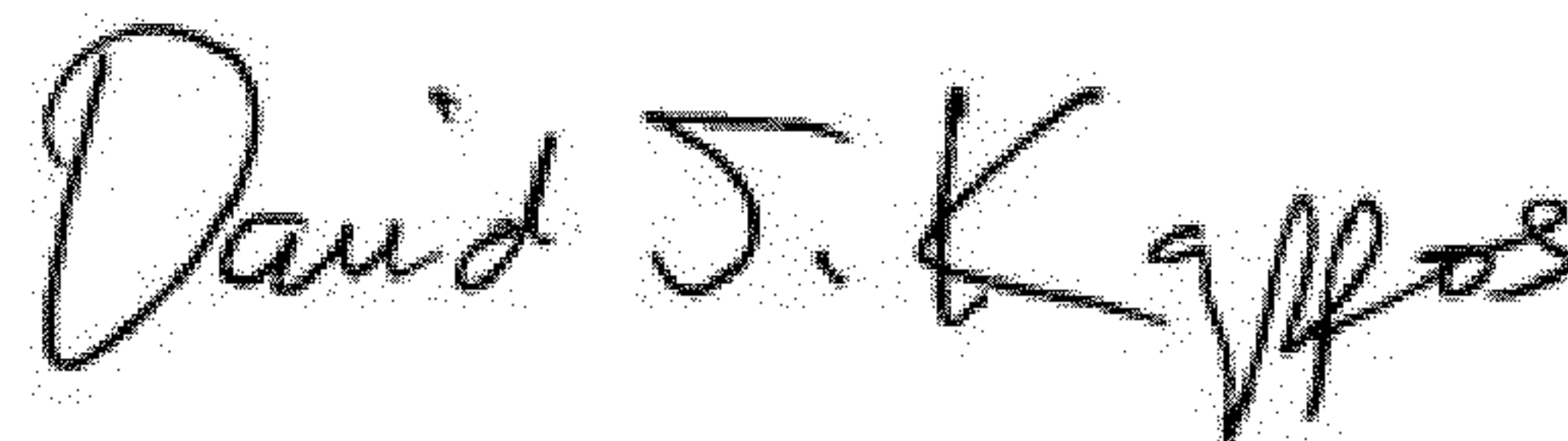
It is certified that error appears in the above-identified patent and that said Letters Patent is hereby corrected as shown below:

Title page, illustrative figs. 1-2 should be deleted and substitute therefore the attached title page consisting illustrative figs. 1-3.

In the Drawings

The drawing sheets 1-5 consisting of Fig(s) 1-6 should be deleted and substitute therefore the attached drawing sheets 1-5 consisting of Fig(s) 1-6.

Signed and Sealed this  
Third Day of April, 2012

A handwritten signature in black ink that reads "David J. Kappos". The signature is written in a cursive, slightly slanted style.

David J. Kappos  
*Director of the United States Patent and Trademark Office*



(12) **United States Design Patent**  
**Saint-Jalmes et al.**

(10) **Patent No.:** **US D635,084 S**  
(45) **Date of Patent:** **\*\* Mar. 29, 2011**

(54) **ELEMENTS OF AN AIRCRAFT**

(75) **Inventors:** **Bruno Saint-Jalmes, Toulouse (FR);**  
**Jason Zaneboni, Blagnac (FR)**

(73) **Assignee:** **Airbus SAS, Blagnac Cedex (FR)**

(\*\*) **Term:** **14 Years**

(21) **Appl. No.:** **29/351,301**

(22) **Filed:** **Dec. 3, 2009**

**Related U.S. Application Data**

(62) **Division of application No. 29/278,230, filed on Mar. 22, 2007, now Pat. No. Des. 607,806.**

(51) **LOC (9) Cl.** ..... **12-07**

(52) **U.S. Cl.** ..... **D12/345**

(58) **Field of Classification Search** ..... **D12/319,**  
**D12/343; 244/35 R, 45 R, 119, 130**  
**See application file for complete search history.**

(56) **References Cited**

**U.S. PATENT DOCUMENTS**

D230,961 S	3/1974	Ryan et al.	
D274,510 S	7/1984	McComas et al.	
D515,012 S	2/2006	Eakins et al.	
D516,995 S	3/2006	Eakins et al.	
D524,230 S	7/2006	Stille et al.	
D524,718 S	7/2006	Scott et al.	
D526,269 S	8/2006	Eadie	
D537,029 S	2/2007	Eakins et al.	
D607,806 S *	1/2010	Saint-Jalmes et al.	..... D12/319

**OTHER PUBLICATIONS**

U.S. Appl. No. 29/278,234. Title: Elements of an Aircraft, filed Mar. 22, 2007.

U.S. Appl. No. 29/278,239. Title: Elements of an Aircraft, filed Mar. 22, 2007.

U.S. Appl. No. 29/278,228. Title: Aircraft Seating Arrangement, filed Mar. 22, 2007.

[http://www.embraercommercialjets.com.br/english/content/ejets/emb\\_190.asp?tele=three\\_view](http://www.embraercommercialjets.com.br/english/content/ejets/emb_190.asp?tele=three_view).

[http://www.boeing.com/commercial/737family/pf/pf\\_exterior.html](http://www.boeing.com/commercial/737family/pf/pf_exterior.html).

\* cited by examiner

*Primary Examiner* — Lisa P Lichtenstein

(74) *Attorney, Agent, or Firm* — Osler, Hoskin & Harcourt LLP

(57) **CLAIM**

The ornamental design for elements of an aircraft, as shown and described.

**DESCRIPTION**

FIG. 1 is a front right perspective view showing elements of an aircraft according to our design;

FIG. 2 is a left side elevation view thereof, the right side being a mirror image;

FIG. 3 is a front elevation view thereof;


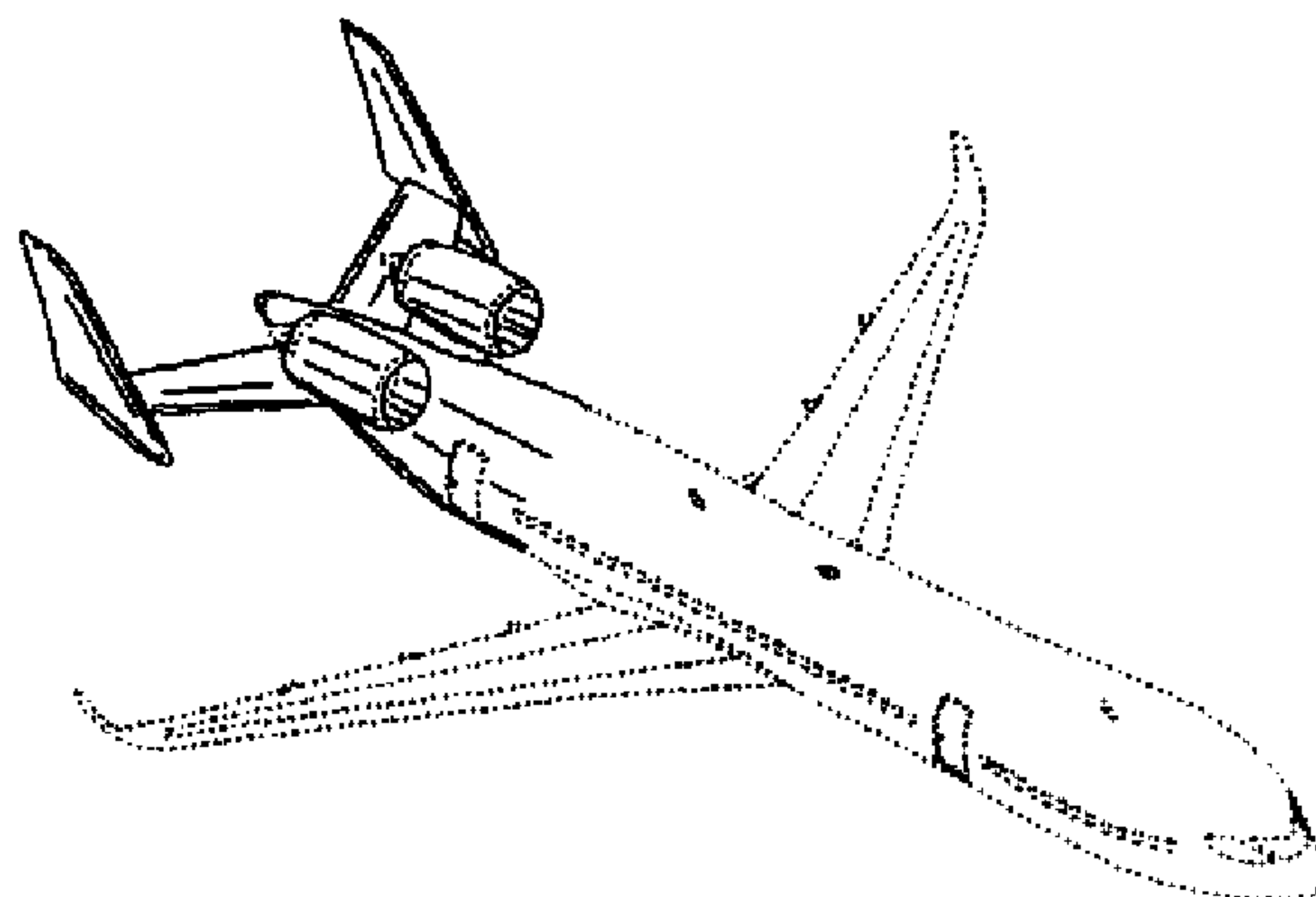
FIG. 4 is a rear elevation view thereof;

FIG. 5 is a top plan view thereof; and,

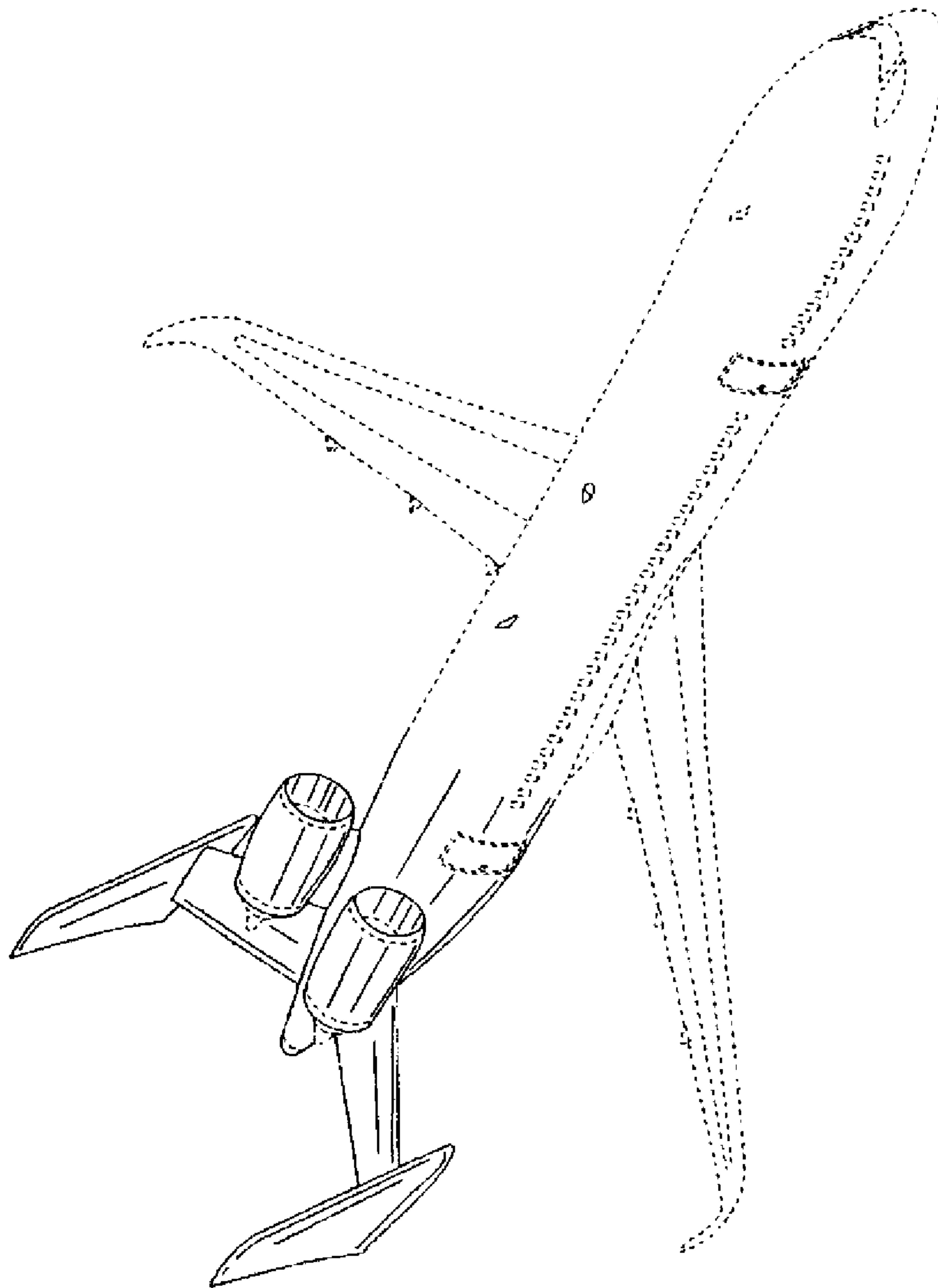
FIG. 6 is a bottom plan view thereof.

Throughout the Figures, broken lines showing environment or structure are for illustrative purposes only and form no part of the claimed design.

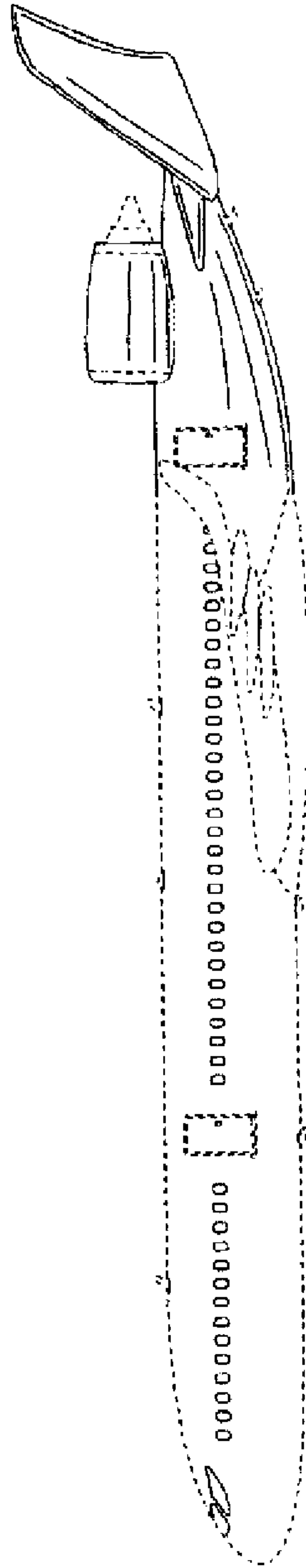
**1 Claim, 5 Drawing Sheets**



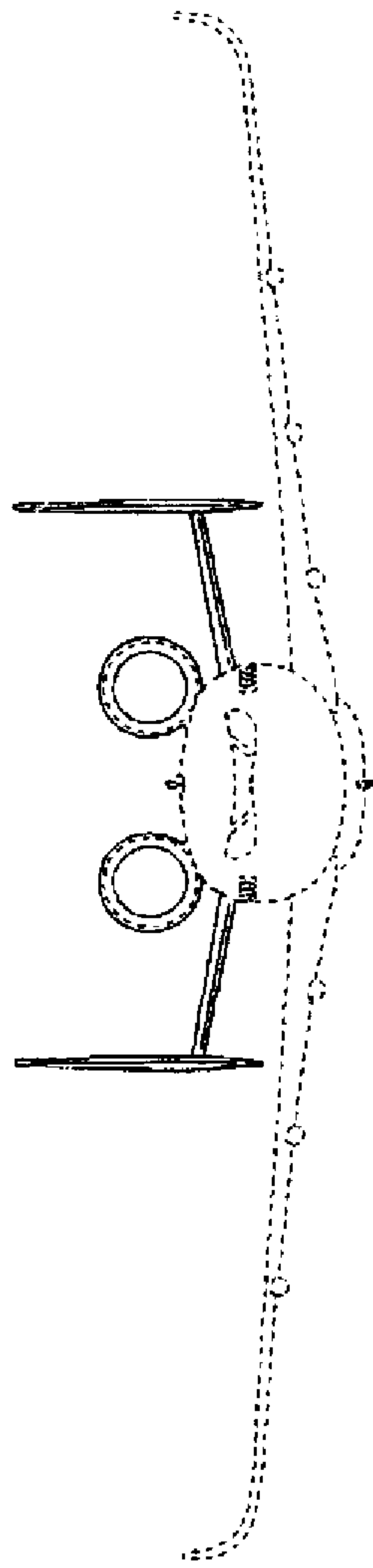




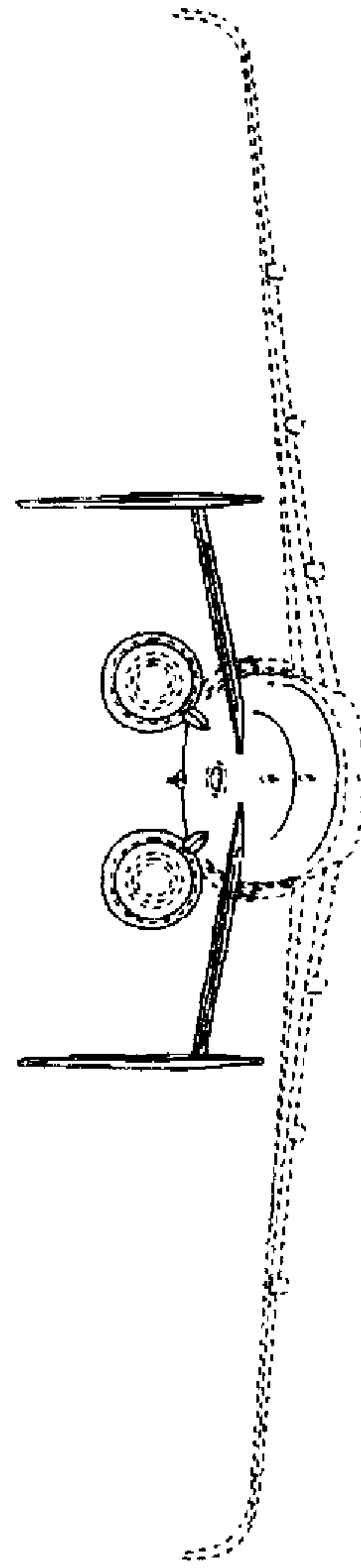
**FIG. 1**



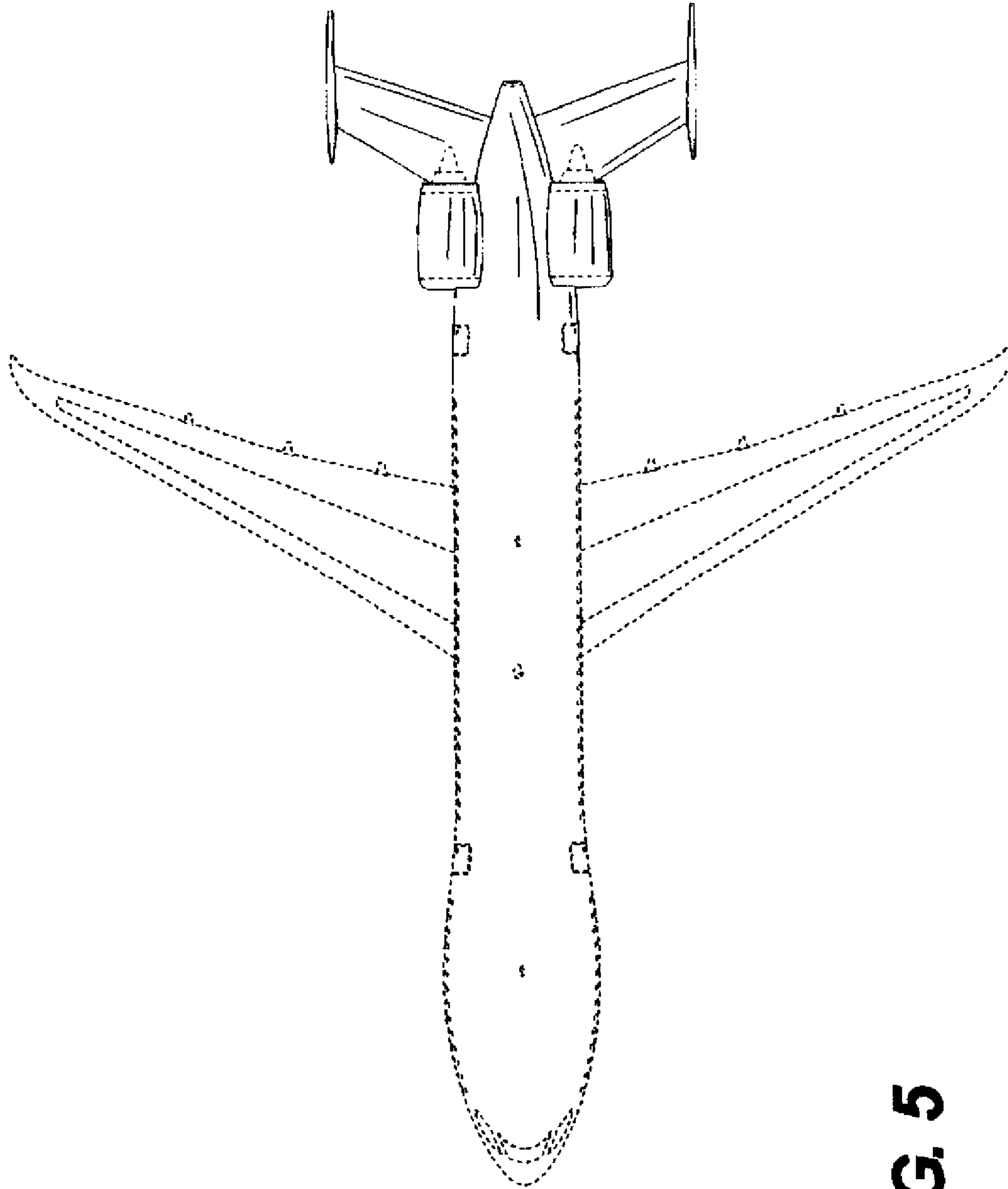
**FIG. 2**



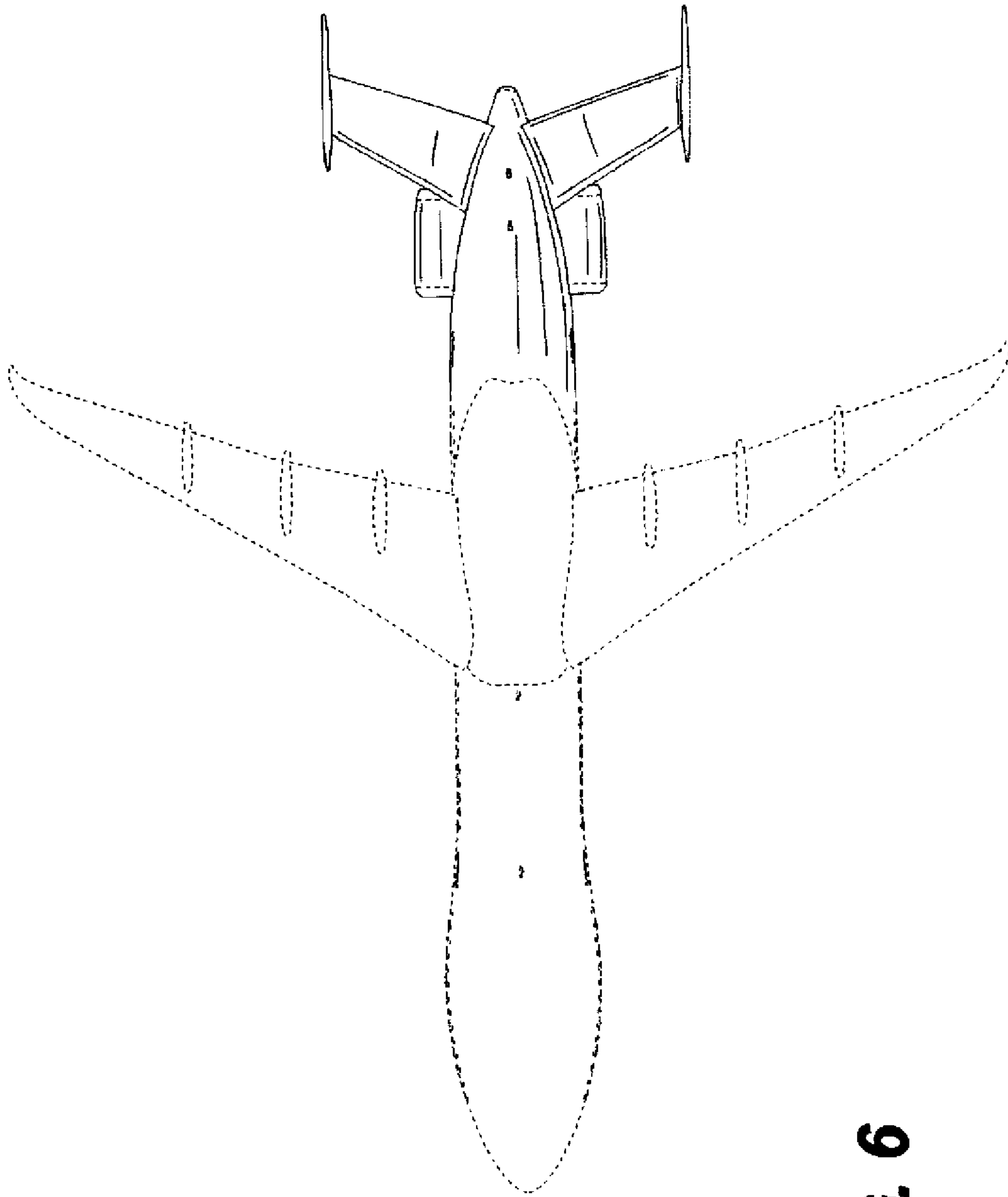
**FIG. 3**



**FIG. 4**



**FIG. 5**



**FIG. 6**

UNITED STATES PATENT AND TRADEMARK OFFICE  
**CERTIFICATE OF CORRECTION**

PATENT NO. : D635,084 S  
APPLICATION NO. : 29/351301  
DATED : March 29, 2011  
INVENTOR(S) : Bruno Saint-Jalmes et al.

Page 1 of 1

It is certified that error appears in the above-identified patent and that said Letters Patent is hereby corrected as shown below:

Title page, in the first line of the description of the Figures, --1-- should be added after "FIG."

Signed and Sealed this  
Thirty-first Day of July, 2012

A handwritten signature in black ink that reads "David J. Kappos". The signature is written in a cursive style with a large initial 'D' and 'K'.

David J. Kappos  
*Director of the United States Patent and Trademark Office*