



US00D635080S

(12) **United States Design Patent**  
**Ali-Bey**

(10) **Patent No.:** **US D635,080 S**  
(45) **Date of Patent:** **\*\* Mar. 29, 2011**

(54) **CAR WHEEL**

(76) Inventor: **Jahi Ali-Bey**, Philadelphia, PA (US)

(\*\*) Term: **14 Years**

(21) Appl. No.: **29/376,024**

(22) Filed: **Sep. 30, 2010**

(51) **LOC (9) Cl.** ..... **12-16**

(52) **U.S. Cl.** ..... **D12/209**

(58) **Field of Classification Search** ..... D12/204-213;  
301/37.101, 64.101, 65, 64.201  
See application file for complete search history.

(56) **References Cited**

**U.S. PATENT DOCUMENTS**

|              |         |               |       |         |
|--------------|---------|---------------|-------|---------|
| D210,397 S * | 3/1968  | Edwards       | ..... | D12/204 |
| D425,848 S * | 5/2000  | Hu            | ..... | D12/209 |
| D472,508 S * | 4/2003  | Yang          | ..... | D12/209 |
| D476,940 S * | 7/2003  | Cochran       | ..... | D12/209 |
| D491,867 S * | 6/2004  | Peng          | ..... | D12/209 |
| D495,647 S * | 9/2004  | Cochran       | ..... | D12/209 |
| D504,376 S * | 4/2005  | Tsai          | ..... | D12/204 |
| D529,428 S * | 10/2006 | Celestin      | ..... | D12/209 |
| D556,665 S * | 12/2007 | Amadio et al. | ..... | D12/209 |
| D559,756 S * | 1/2008  | Bowden        | ..... | D12/204 |
| D601,073 S * | 9/2009  | Karim         | ..... | D12/209 |

\* cited by examiner

*Primary Examiner* — Stacia Cadmus

(74) *Attorney, Agent, or Firm* — Fox Rothschild LLP;  
Richard C. Woodbridge; Christopher Kinkade

(57) **CLAIM**

The ornamental design for a car wheel, as shown and described.

**DESCRIPTION**

FIG. 1 is a front perspective view of a car wheel showing my new design.

FIG. 2 is a front view of a car wheel showing my new design.

FIG. 3 is a right side view of a car wheel showing my new design.

FIG. 4 is a left side view of a car wheel showing my new design.

FIG. 5 is a top plan view of a car wheel showing my new design; and,

FIG. 6 is a bottom plan view of a car wheel showing my new design.

The broken line showing of the four groups of four elements on the rim in FIGS. 1-6 and of the rear and side of the rim in FIGS. 1, and 3-6 is included for the purpose of illustrating environment and forms no part of the claimed design.

**1 Claim, 4 Drawing Sheets**




FIG. 1

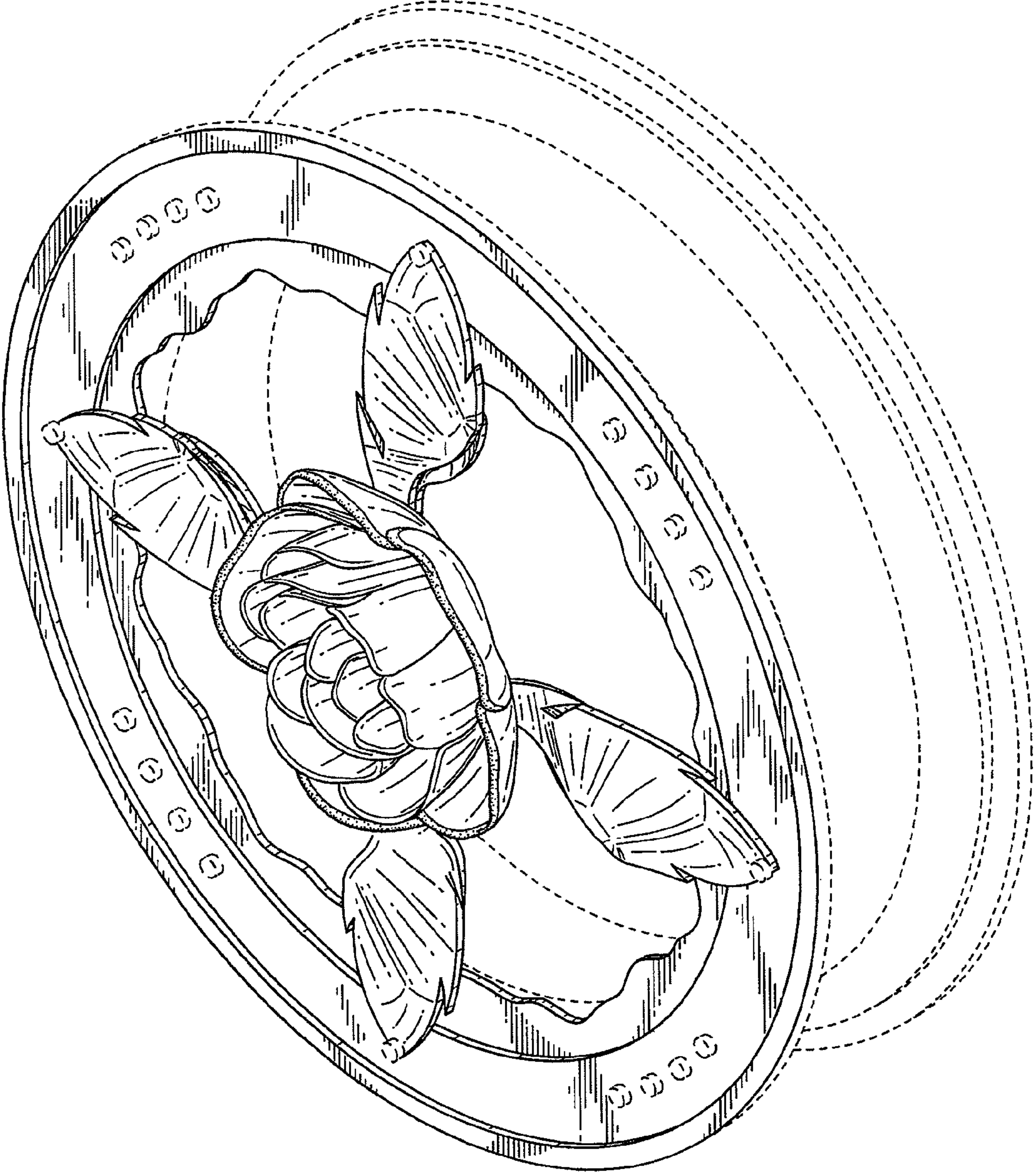




FIG. 2



FIG. 3

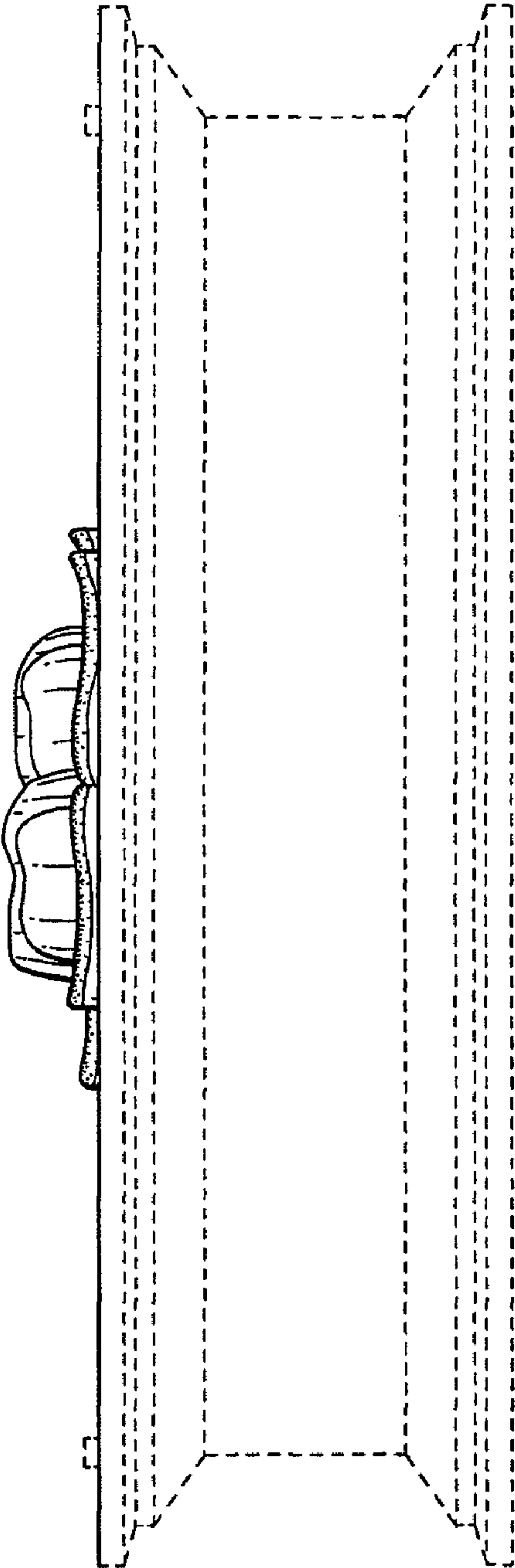


FIG. 4

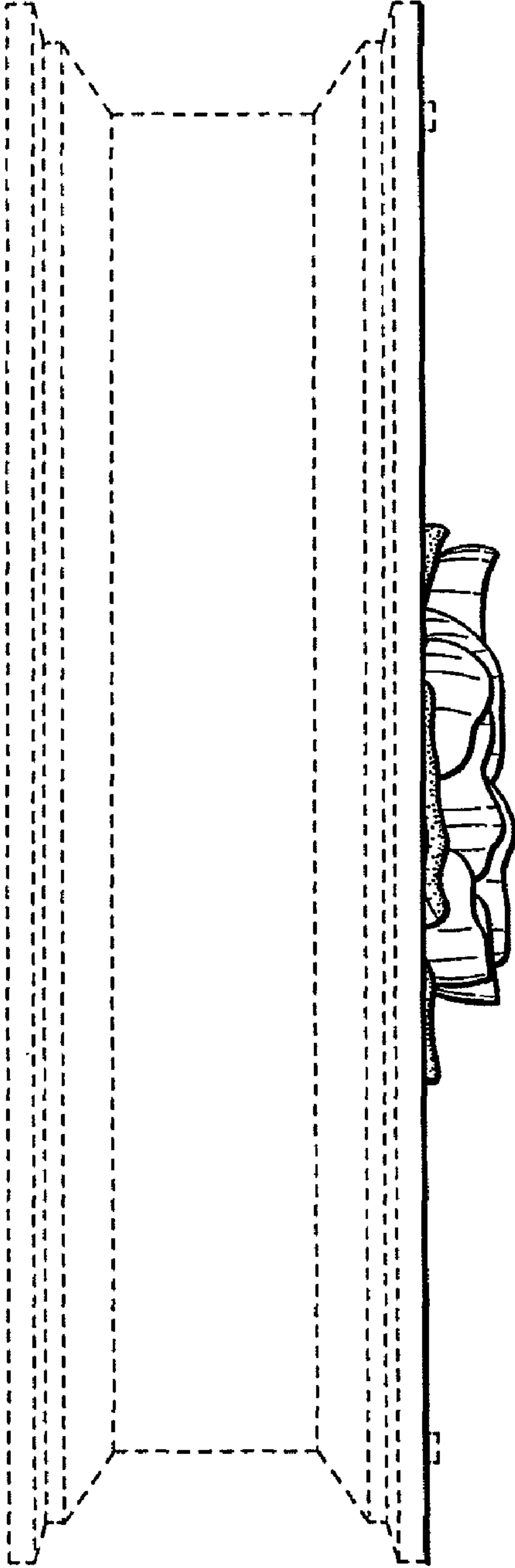


FIG. 5

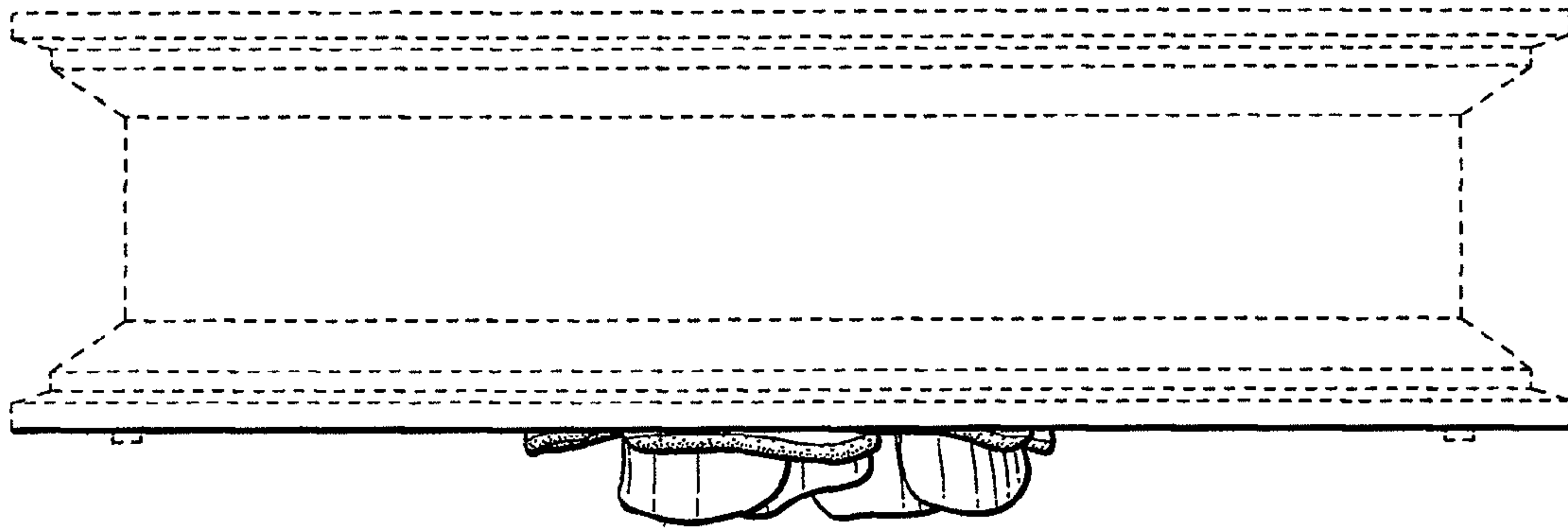


FIG. 6

