



US00D635065S

(12) **United States Design Patent**
Seo

(10) **Patent No.:** **US D635,065 S**

(45) **Date of Patent:** **** Mar. 29, 2011**

(54) **RADIATOR GRILL FOR AUTOMOBILE**

(75) Inventor: **Kuniharu Seo**, Hiratsuka (JP)

(73) Assignee: **Nissan Motor Co., Ltd.**, Yokohama (JP)

(**) Term: **14 Years**

(21) Appl. No.: **29/377,111**

(22) Filed: **Oct. 18, 2010**

(30) **Foreign Application Priority Data**

Apr. 21, 2010 (JP) 2010-010031

(51) **LOC (9) Cl.** **12-16**

(52) **U.S. Cl.** **D12/163**

(58) **Field of Classification Search** D12/163,
D12/196, 90-92, 86, 171, 169, 216; 180/68.1,
180/68.6; 296/193.11

See application file for complete search history.

(56) **References Cited**

U.S. PATENT DOCUMENTS

D515,987 S *	2/2006	Yamamoto	D12/163
D526,943 S *	8/2006	Wu	D12/163
D537,019 S *	2/2007	Pfeiffer	D12/163
D565,478 S *	4/2008	Abe	D12/163
D570,259 S	6/2008	Choi	
D575,686 S *	8/2008	Fukui et al.	D12/163
D575,688 S *	8/2008	Miyata et al.	D12/163
D576,086 S *	9/2008	Ishizuka	D12/163
D584,198 S *	1/2009	Tamura	D12/163
D592,111 S *	5/2009	Janik et al.	D12/163
D592,564 S *	5/2009	Kusamoto et al.	D12/163
D602,820 S *	10/2009	Yukawa et al.	D12/163
D607,785 S *	1/2010	Walter et al.	D12/163
D614,542 S *	4/2010	Kasai et al.	D12/163

* cited by examiner

Primary Examiner — Melody N Brown

(74) *Attorney, Agent, or Firm* — Global IP Counselors, LLP

(57) **CLAIM**

The ornamental design for a radiator grill for an automobile, as shown and described.

DESCRIPTION

FIG. 1 is a perspective view of a radiator grill for an automobile in accordance with my new design;

FIG. 2 is a front elevational view of the radiator grill for an automobile in accordance with my new design;

FIG. 3 is a rear elevational view of the radiator grill for an automobile in accordance with my new design;

FIG. 4 is a right side elevational view of the radiator grill for an automobile in accordance with my new design;

FIG. 5 is a left side elevational view of the radiator grill for an automobile in accordance with my new design;

FIG. 6 is a top plan view of the radiator grill for an automobile in accordance with my new design;

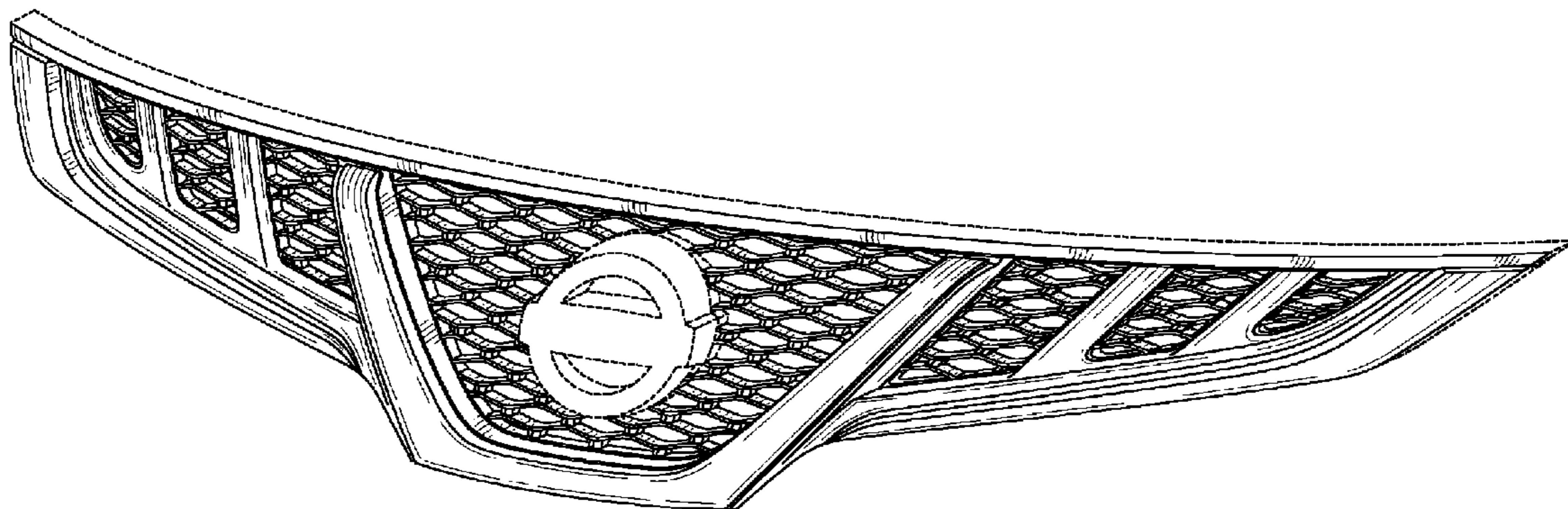
FIG. 7 is a bottom plan view of the radiator grill for an automobile in accordance with my new design; and,

FIG. 8 is a cross-sectional view of the radiator grill for an automobile in accordance with my new design as seen along a section line 8—8 of FIG. 2.

The broken line showing of the radiator grill for an automobile is for purpose of illustrating environmental structure and forms no part of the claimed design.

The cross sectional view illustrated in FIG. 8 is presented solely for the purpose of clarifying the shape of exterior surface of the claimed design.

1 Claim, 4 Drawing Sheets



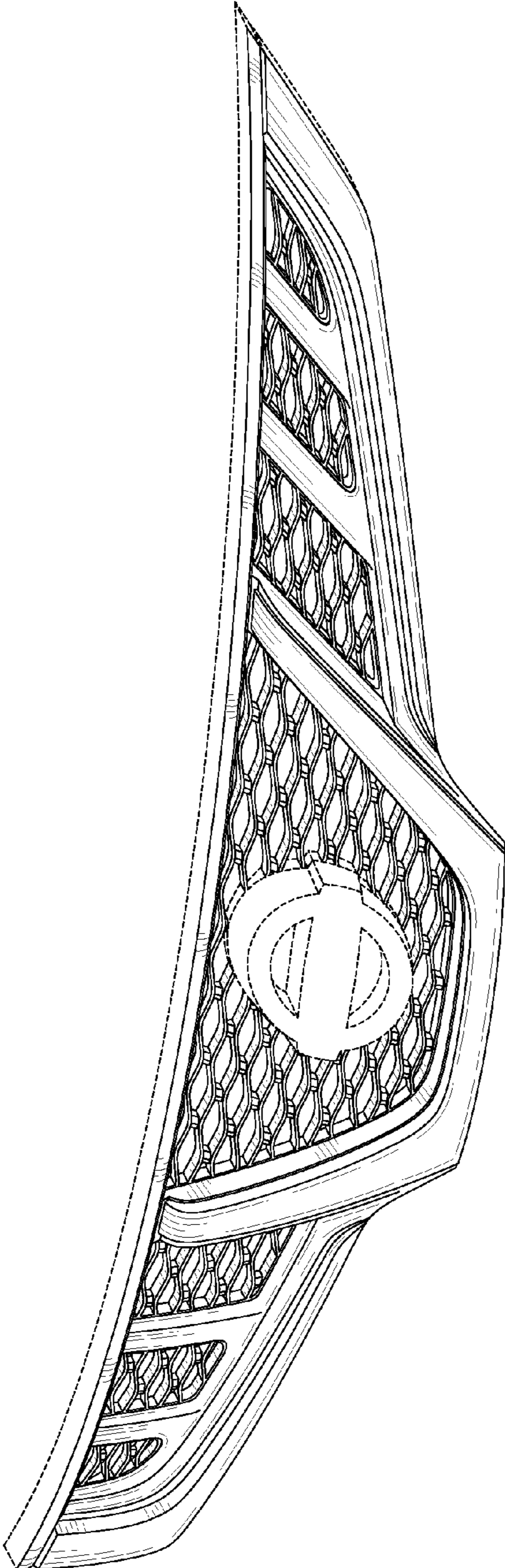


FIG. 1

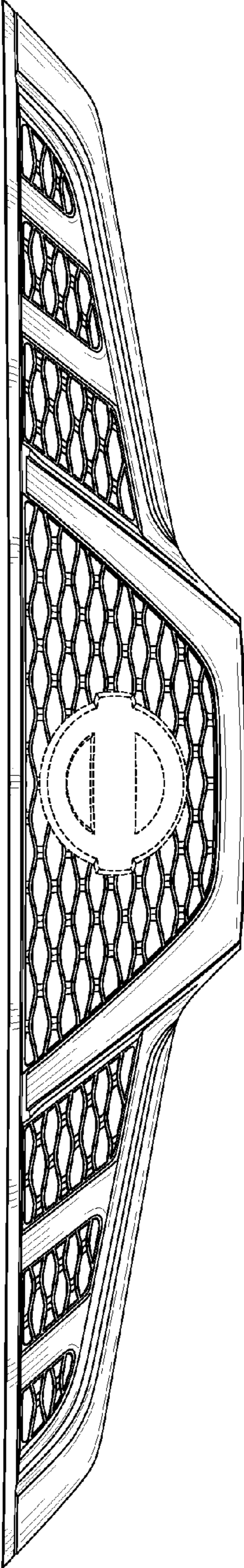
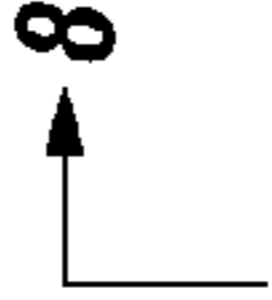
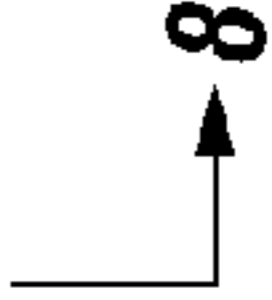


FIG. 2



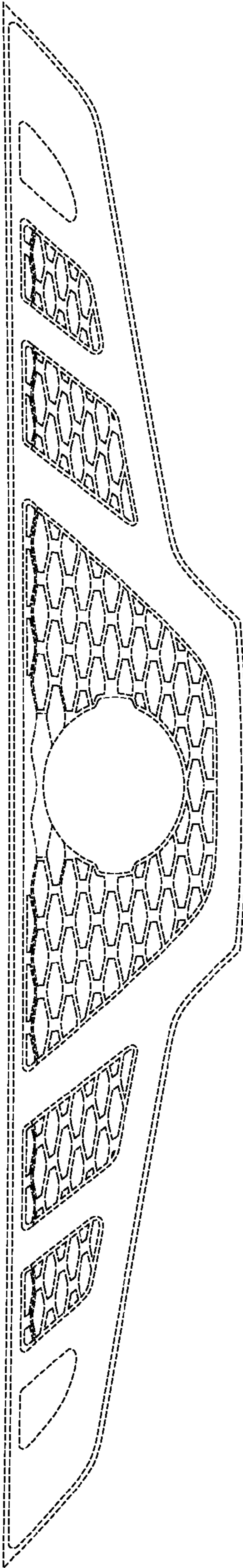


FIG. 3

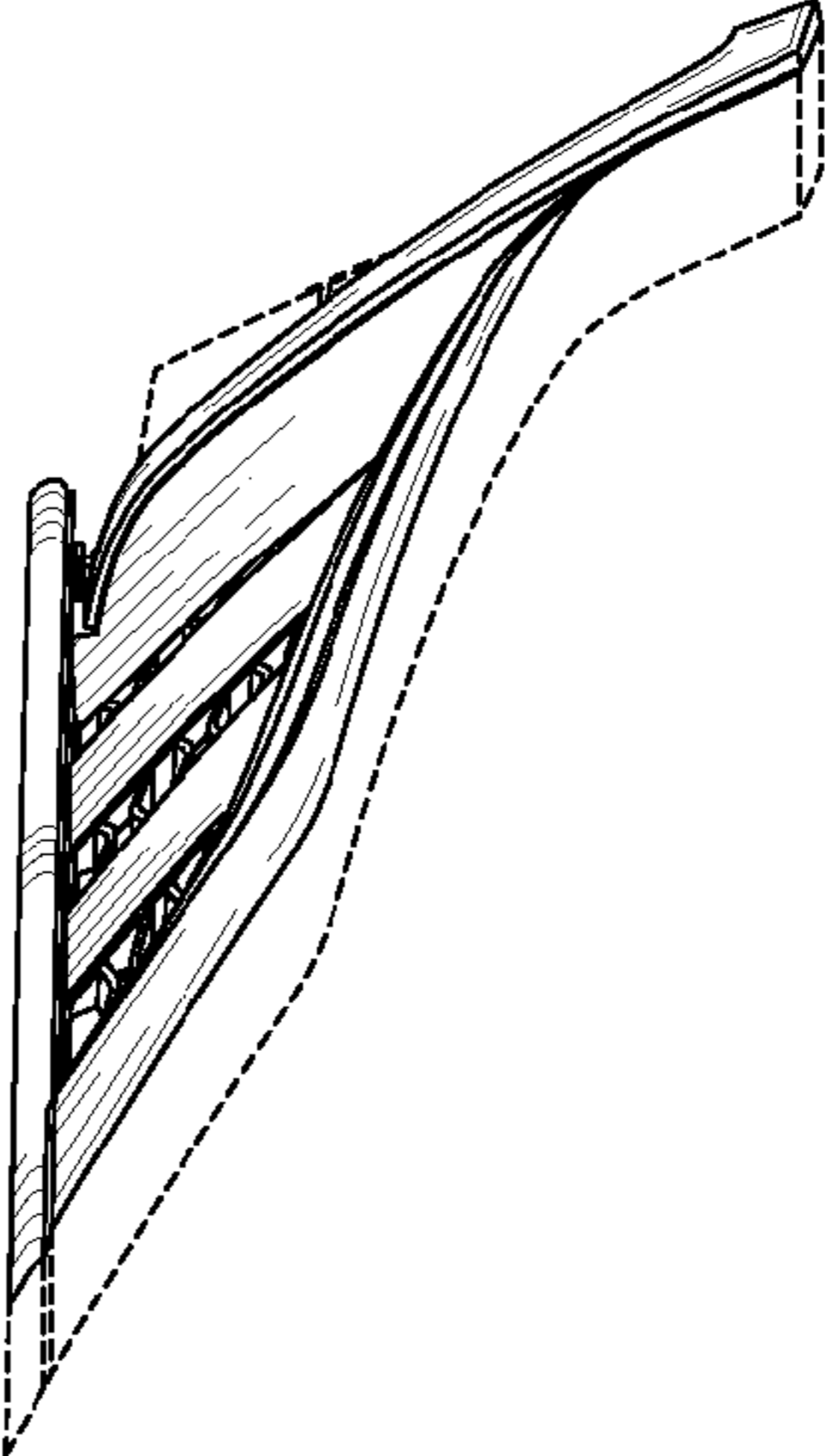


FIG. 5

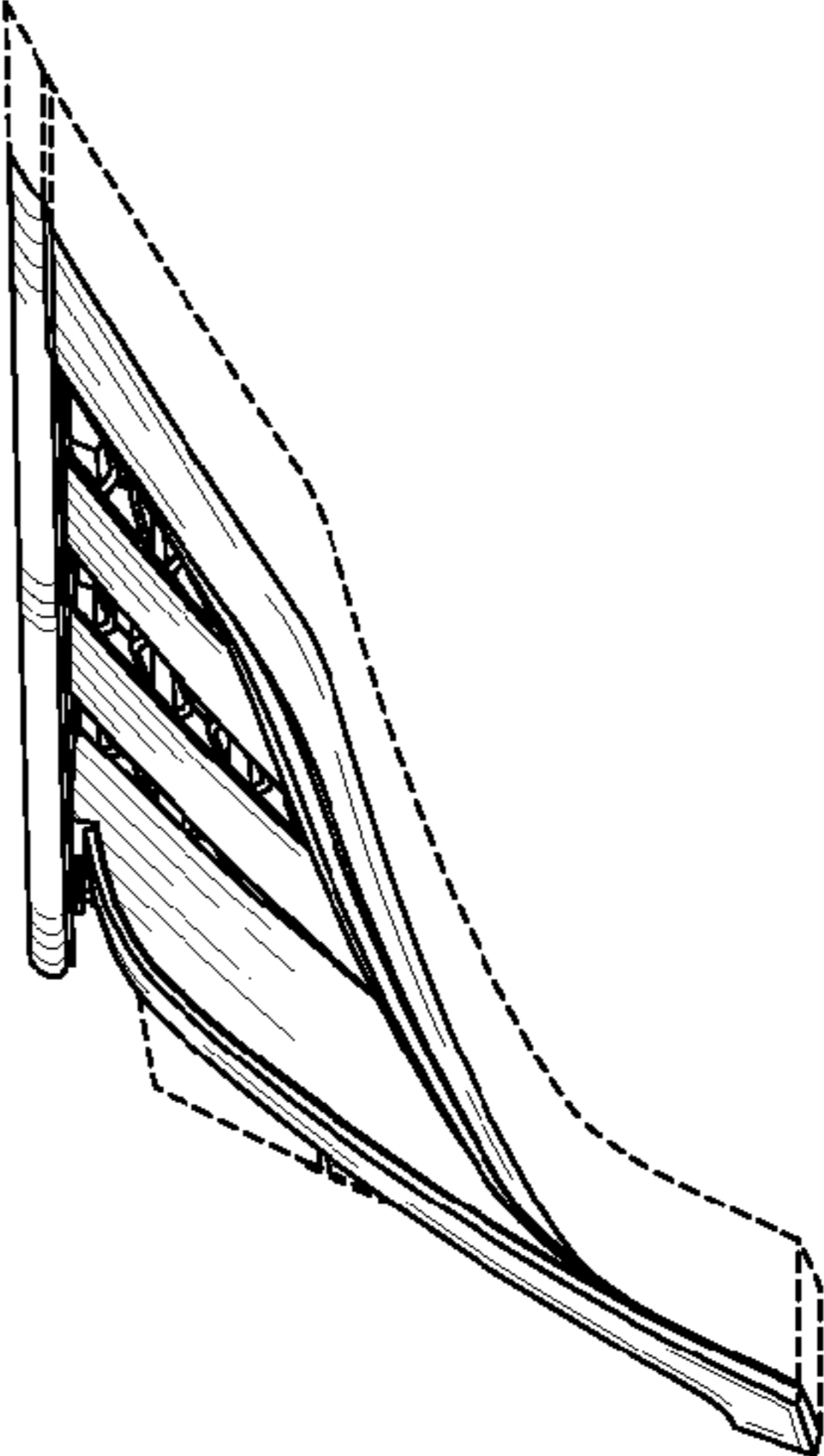


FIG. 4

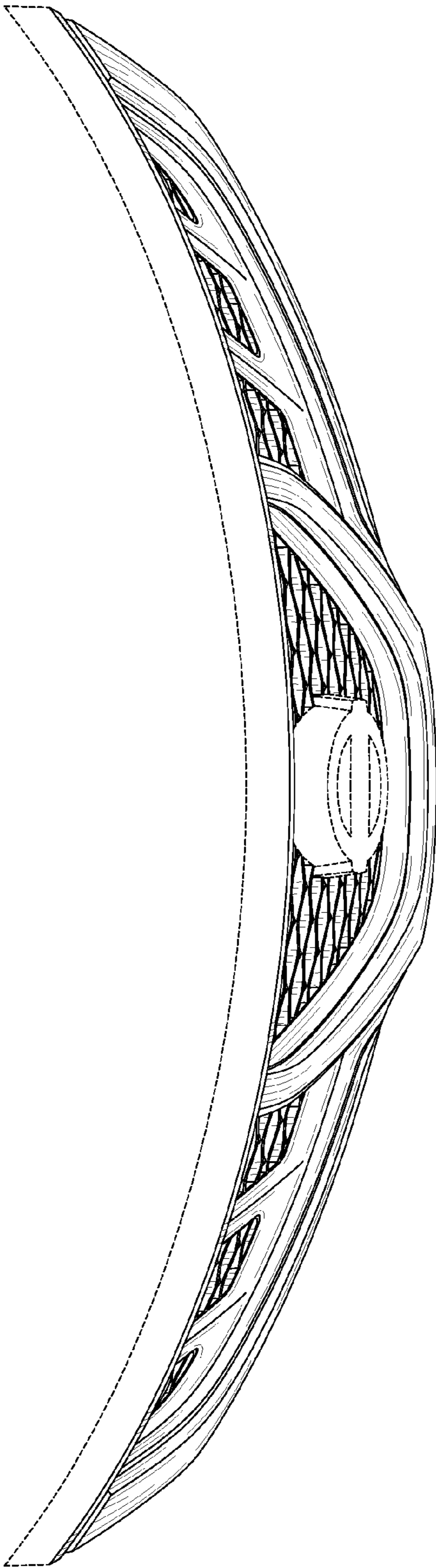


FIG. 6

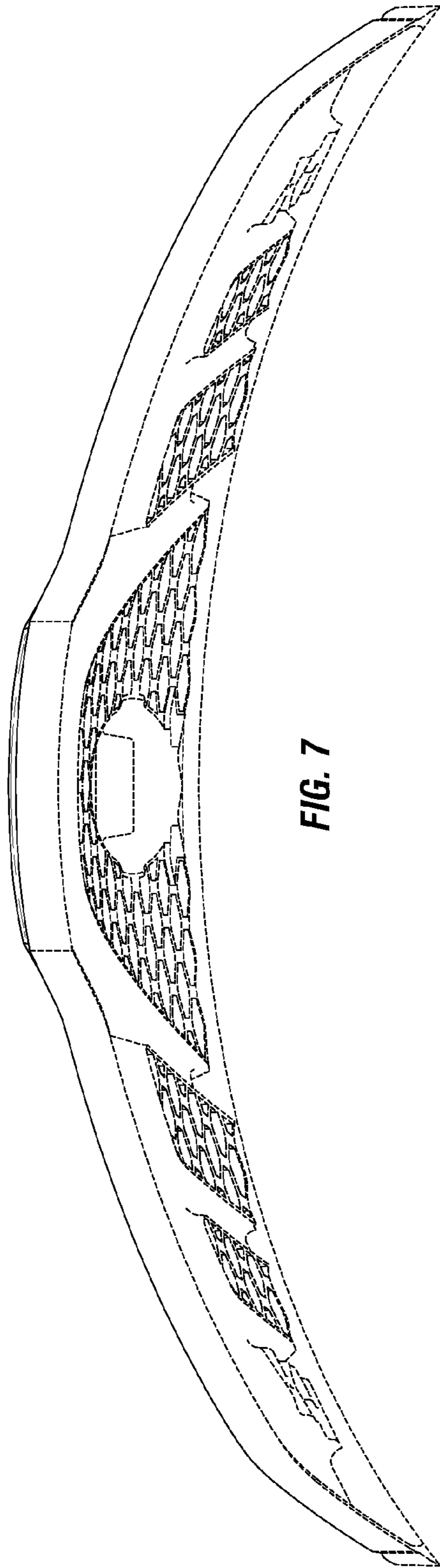


FIG. 7




FIG. 8