



US00D635059S

(12) **United States Design Patent**
Futschik et al.

(10) **Patent No.:** **US D635,059 S**
(45) **Date of Patent:** **** Mar. 29, 2011**

(54) **VEHICLE, TOY REPLICA AND/OR OTHER REPLICAS**

(75) Inventors: **Hans-Dieter Futschik**, Gechingen (DE); **Steffen Koehl**, Stuttgart (DE); **Hubert Lee**, Irvine, CA (US); **Gorden Wagener**, Stuttgart (DE)

(73) Assignee: **Daimler AG**, Stuttgart (DE)

(**) Term: **14 Years**

(21) Appl. No.: **29/311,619**

(22) Filed: **May 1, 2009**

(51) **LOC (9) Cl.** **12-08**

(52) **U.S. Cl.** **D12/92**

(58) **Field of Classification Search** D12/86,
D12/90-92, 164; D21/433, 434; 296/181.1,
296/181.5

See application file for complete search history.

(56) **References Cited**

U.S. PATENT DOCUMENTS

D499,358 S	12/2004	Pfeiffer	
D569,768 S	* 5/2008	Bauer et al.	D12/92
D580,826 S	* 11/2008	Rhoades et al.	D12/92
D588,499 S	* 3/2009	Pfeiffer	D12/92
D596,078 S	* 7/2009	Pfeiffer et al.	D12/92
D596,079 S	* 7/2009	Pfeiffer et al.	D12/92
D601,455 S	* 10/2009	Pfeiffer et al.	D12/92

* cited by examiner

Primary Examiner — Melody N Brown

(74) *Attorney, Agent, or Firm* — Crowell & Moring LLP

(57) **CLAIM**

The ornamental design for a vehicle, toy replica and/or other replicas, as shown and described.

DESCRIPTION

This application contains subject matter related to the following co-pending U.S. applications:

Application Ser. No. 29/309,774, filed Oct. 7, 2008 and entitled "Radiator Grill for a Vehicle";

Application Ser. No. 29/309,776, filed Oct. 7, 2008 and entitled "Radiator Grill for a Vehicle";

Application Ser. No. 29/311,115, filed Dec. 23, 2008 and entitled "Headlight for a Vehicle";

Application Ser. No. 29/311,118, filed Dec. 23, 2008 and entitled "Taillight for a Vehicle";

Application Ser. No. 29/311,621, filed May 1, 2009 and entitled "Front Portion of a Vehicle and Vehicle Shaped Articles"; and

Application Ser. No. 29/311,620, filed May 1, 2009 and entitled "Rear Portion of a Vehicle and Vehicle Shaped Articles".

FIG. 1 is a left, front perspective view of a vehicle, toy replica and/or other replicas according to our novel design, the right, front perspective view being mirror symmetrical;

FIG. 2 is a left, rear perspective view thereof, the right, rear perspective view being mirror symmetrical;

FIG. 3 is a left side view thereof, the right side being mirror symmetrical;


FIG. 4 is a front view thereof;

FIG. 5 is a rear view thereof; and,

FIG. 6 is a top view thereof.

The broken lines are for illustrative purposes only and form no part of the claimed design.

1 Claim, 5 Drawing Sheets



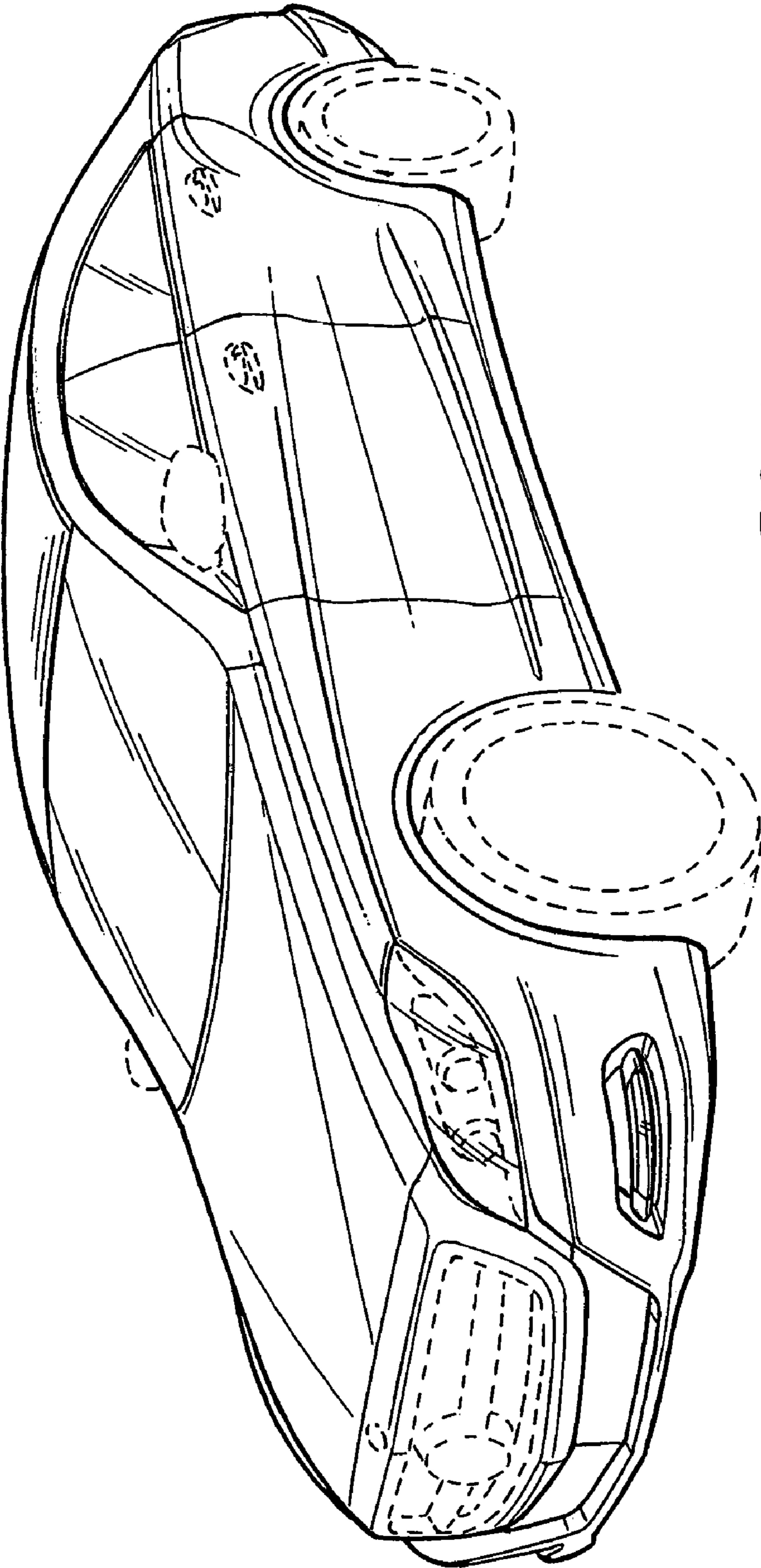


FIG. 1

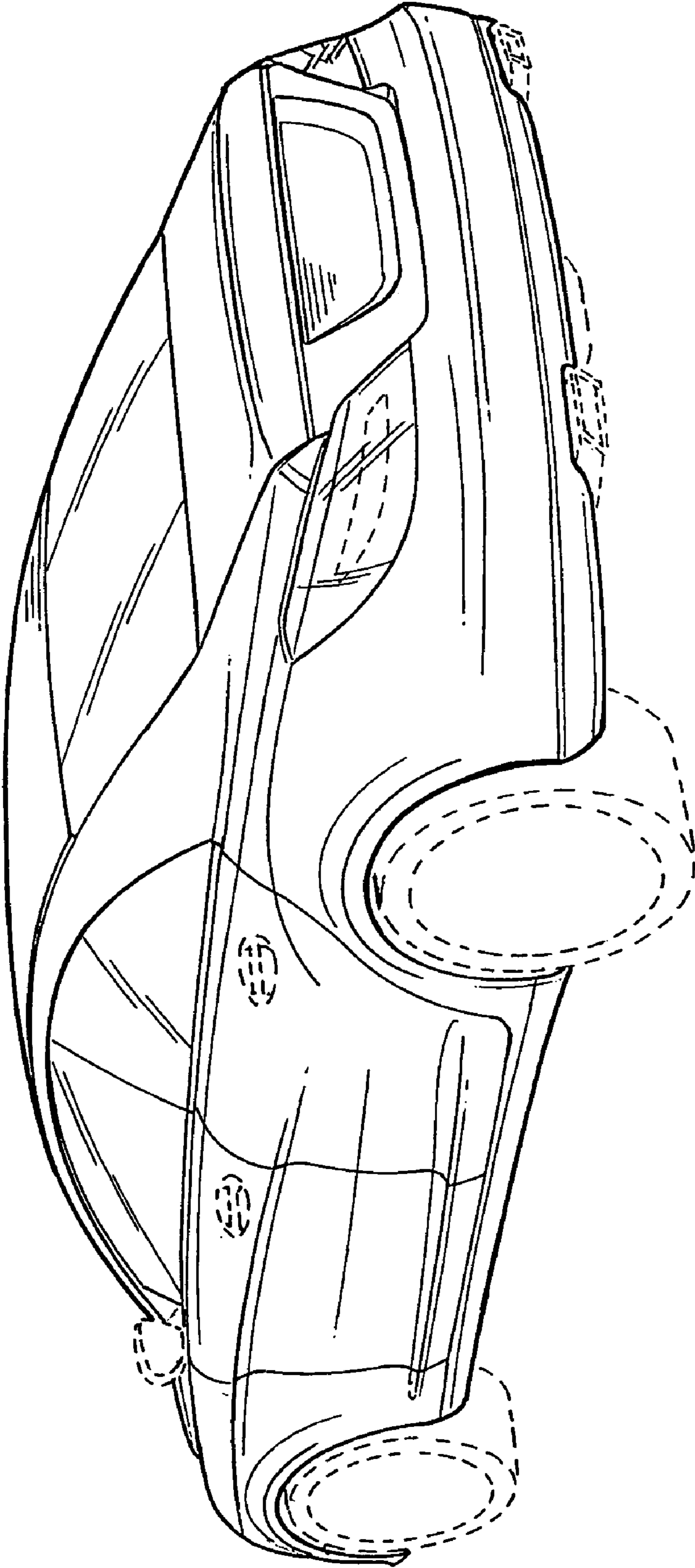


FIG. 2

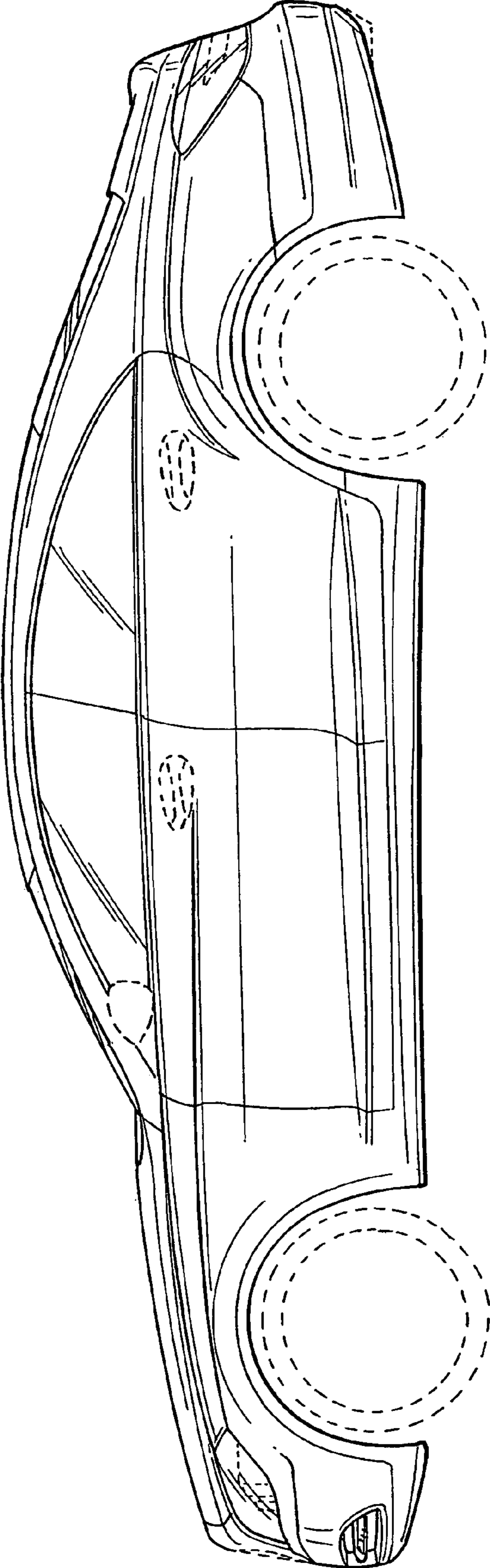


FIG. 3




FIG. 4




FIG. 5

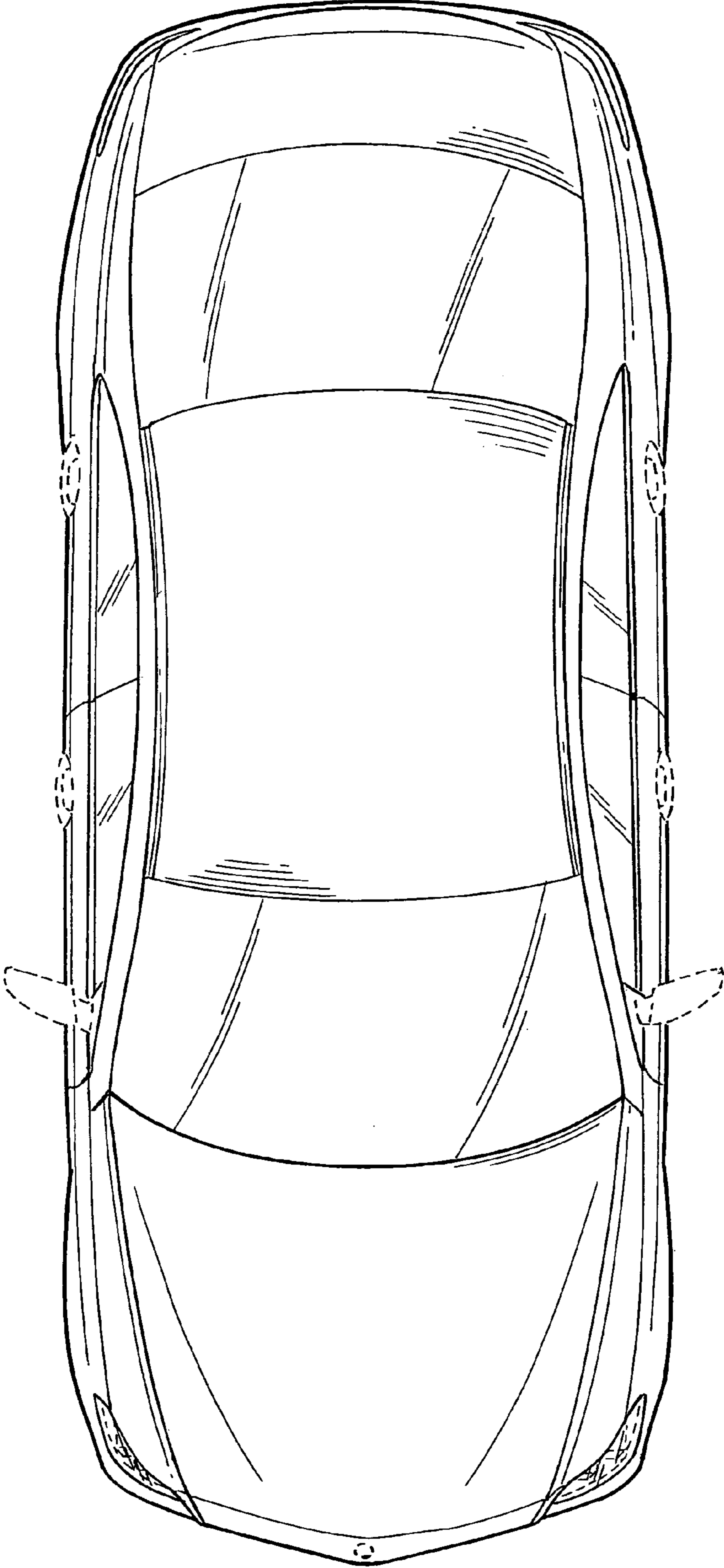


FIG. 6