



US00D635048S

(12) **United States Design Patent
Marks**

(10) **Patent No.:** **US D635,048 S**
(45) **Date of Patent:** **** Mar. 29, 2011**

- (54) **JEWELRY**
- (75) Inventor: **Sandy Marks**, Dallas, TX (US)
- (73) Assignee: **SBRE, LLC**, New York, NY (US)
- (**) Term: **14 Years**
- (21) Appl. No.: **29/372,294**
- (22) Filed: **Oct. 25, 2010**

Related U.S. Application Data

- (62) Division of application No. 29/360,500, filed on Apr. 27, 2010, now Pat. No. Des. 626,448.
- (51) **LOC (9) Cl.** **11-02**
- (52) **U.S. Cl.** **D11/60**
- (58) **Field of Classification Search** D11/60,
D11/61, 1, 2, 7, 40, 41, 44, 48, 79-81, 86,
D11/95, 96, 97, 88, 100, 108, 109, 116; 63/13,
63/14.1, 18-20, 23; D3/207-211; D8/347,
D8/348; D32/46
See application file for complete search history.

D283,409 S	4/1986	Hergert	
D291,425 S	8/1987	Webb	
D305,216 S	* 12/1989	Aucoin	D11/105
D390,149 S	2/1998	Shenhav	
D430,059 S	8/2000	Beber et al.	
D466,827 S	12/2002	Fornas	
D478,836 S	8/2003	McCormack	
D507,985 S	8/2005	Sandberg	
D512,660 S	12/2005	Steshik	
D538,531 S	3/2007	Chua	
D542,171 S	5/2007	Olsen	
D547,229 S	7/2007	Sandberg et al.	
D550,113 S	9/2007	Osterbaek	
D566,524 S	4/2008	Daas	
D567,698 S	4/2008	Gruosi-Scheufele	
D578,303 S	* 10/2008	Shetler	D3/211
D581,308 S	11/2008	Fernandez	
D589,391 S	3/2009	Sandberg	
D601,404 S	10/2009	Sinisi et al.	
D601,405 S	10/2009	Sinisi et al.	
D601,406 S	10/2009	Sinisi et al.	

(Continued)

Primary Examiner — Cathron C Brooks
Assistant Examiner — Melanie Levy
 (74) *Attorney, Agent, or Firm* — Pearl Cohen Zedek Latzer, LLP

(56) **References Cited**

U.S. PATENT DOCUMENTS

316,132 A	4/1885	Doubler	
D25,309 S	3/1896	Taylor	
D36,793 S	2/1904	Chase	
D128,804 S	* 8/1941	Silverman	D11/204
D142,569 S	10/1945	Katz	
D145,213 S	7/1946	Hobe	
D148,569 S	* 2/1948	Philippe	D11/60
D155,297 S	10/1949	Kushner	
D161,883 S	* 2/1951	Tashman	D11/83
D169,179 S	3/1953	Philippe	
D169,209 S	3/1953	Philippe	
D182,639 S	4/1958	Barbieri	
D186,941 S	12/1959	Boys	
D212,118 S	8/1968	Tomchin	
D218,192 S	7/1970	Mechanic	
D236,644 S	9/1975	Stowe	

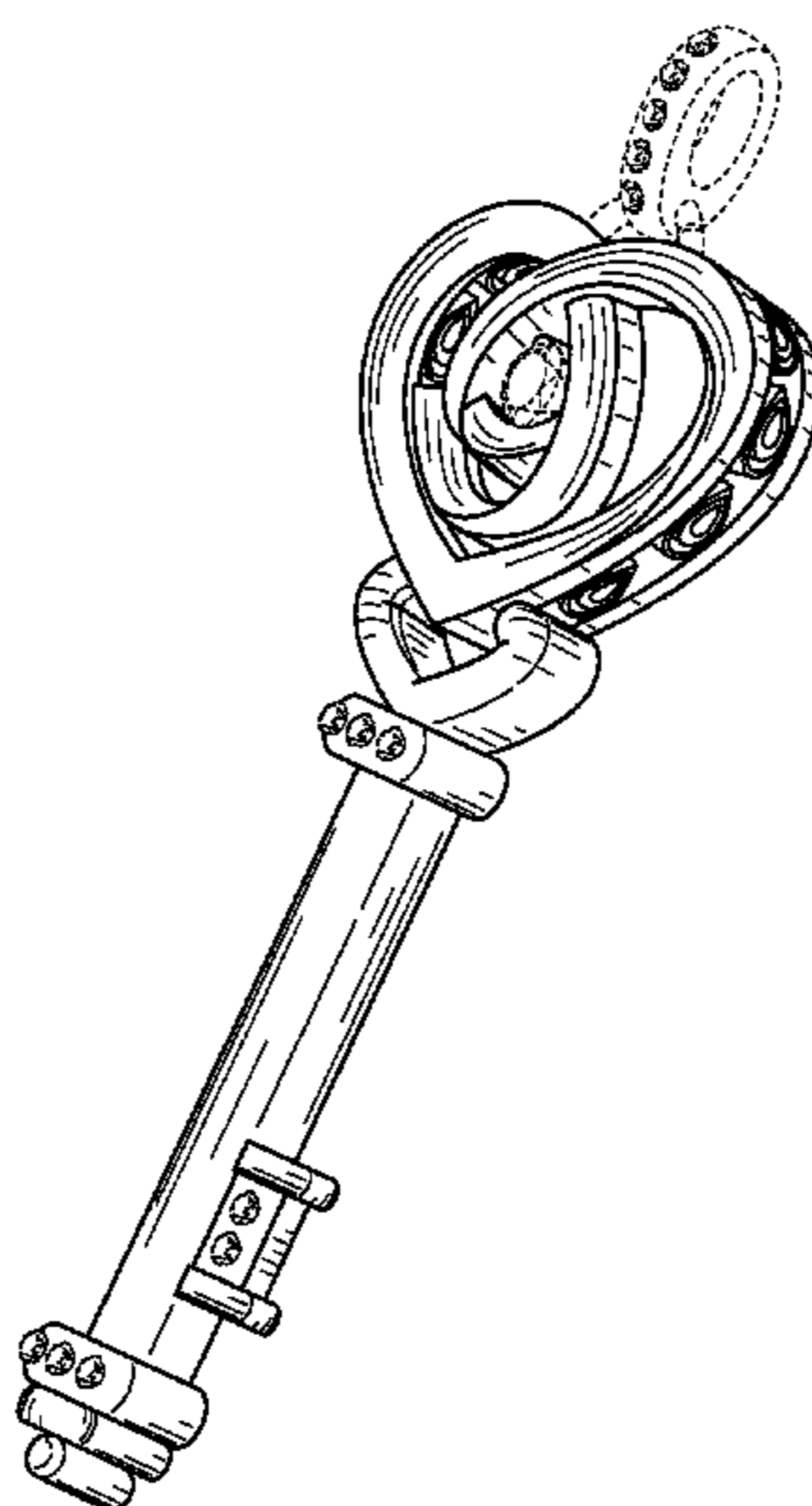
(57) **CLAIM**

The ornamental design for jewelry, as shown and described.

DESCRIPTION

FIG. 1 is a bottom, front, right side perspective view of the jewelry;
 FIG. 2 is a front elevational view thereof;
 FIG. 3 is a top plan view thereof;
 FIG. 4 is a bottom plan view thereof;
 FIG. 5 is a right side elevational view thereof; and,
 FIG. 6 is a left side elevational view thereof.
 The broken line portions are shown for environmental purposes and form no part of the claimed design.

1 Claim, 3 Drawing Sheets



US D635,048 S

Page 2

U.S. PATENT DOCUMENTS

D601,407 S 10/2009 Sinisi et al.
D601,408 S 10/2009 Sinisi et al.
D602,761 S 10/2009 Sinisi et al.

D605,495 S 12/2009 Elhaj
D605,971 S 12/2009 Esposito
D626,448 S * 11/2010 Marks D11/60
* cited by examiner

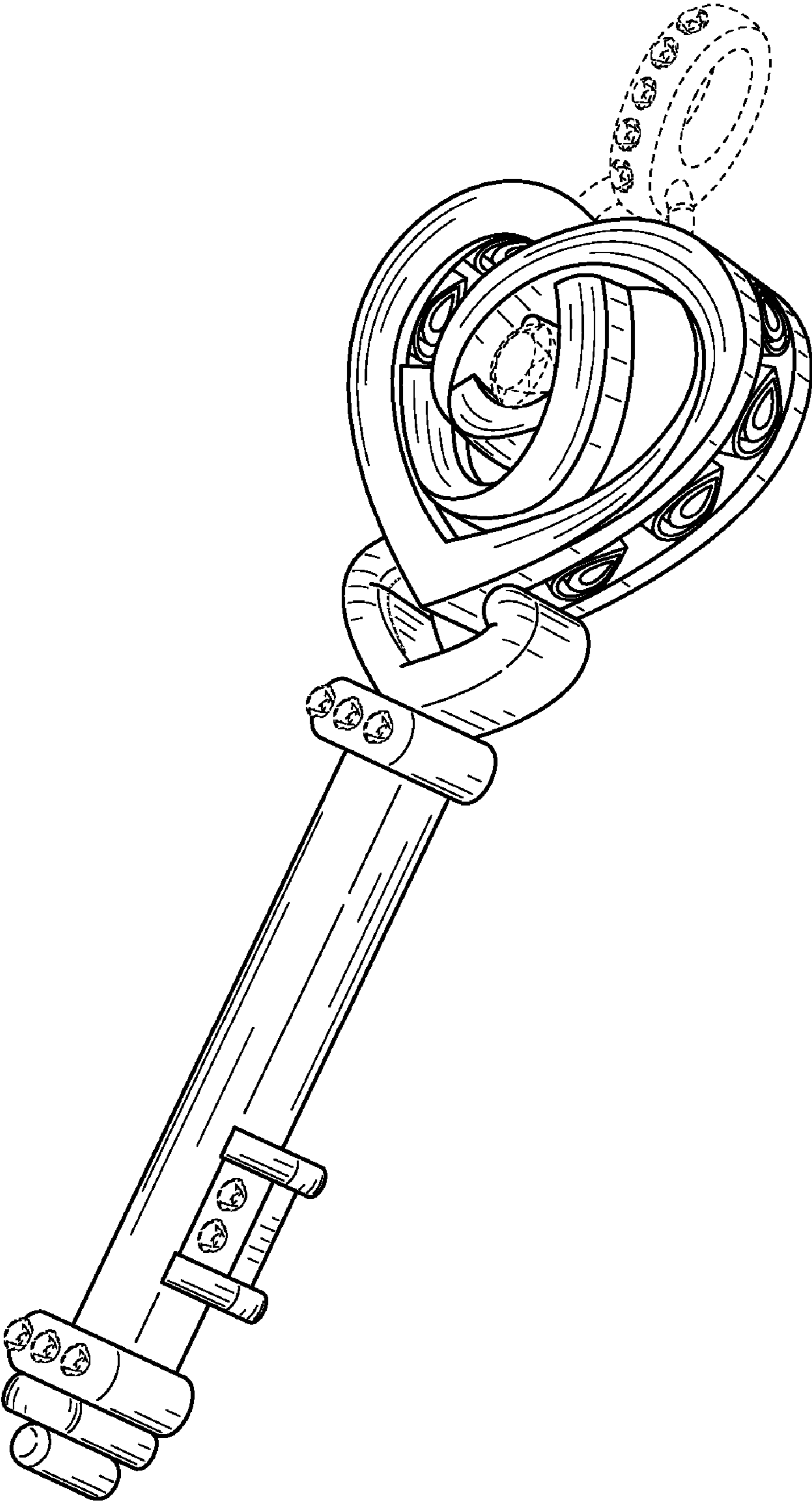


FIG. 1

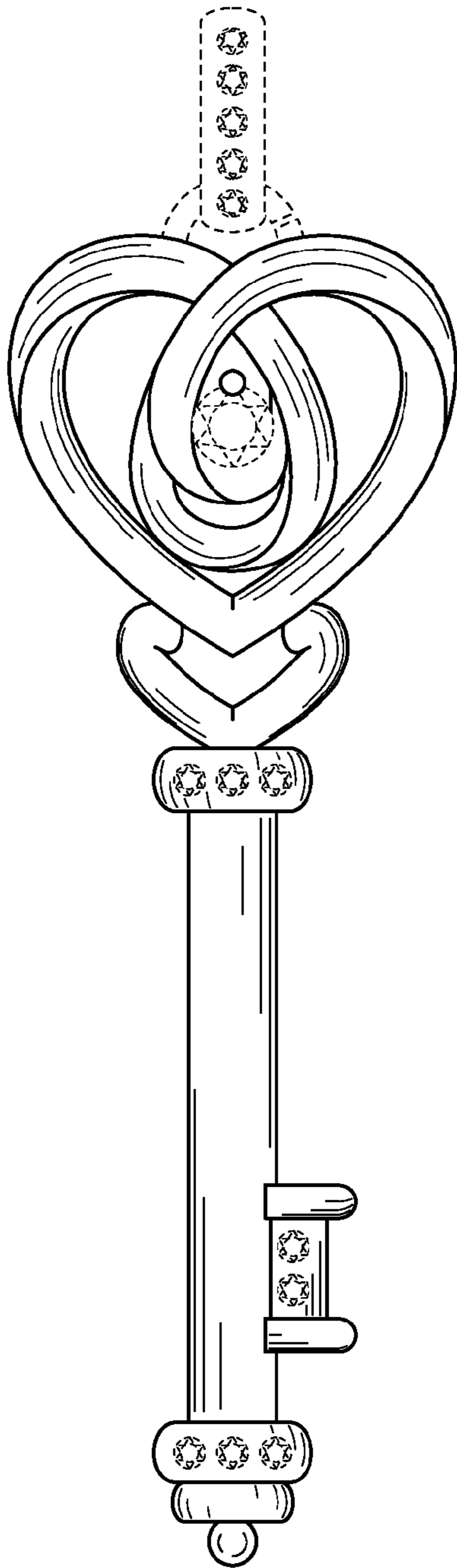


FIG. 2

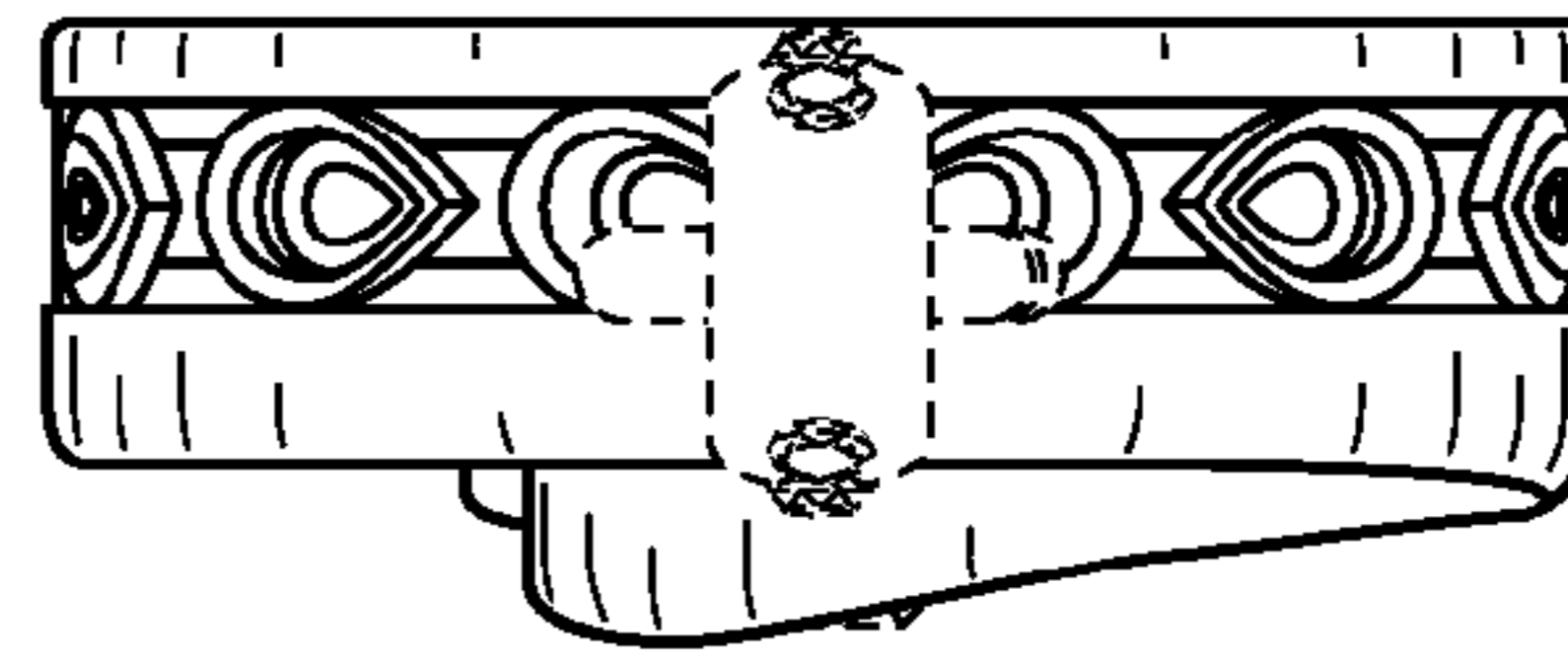


FIG. 3

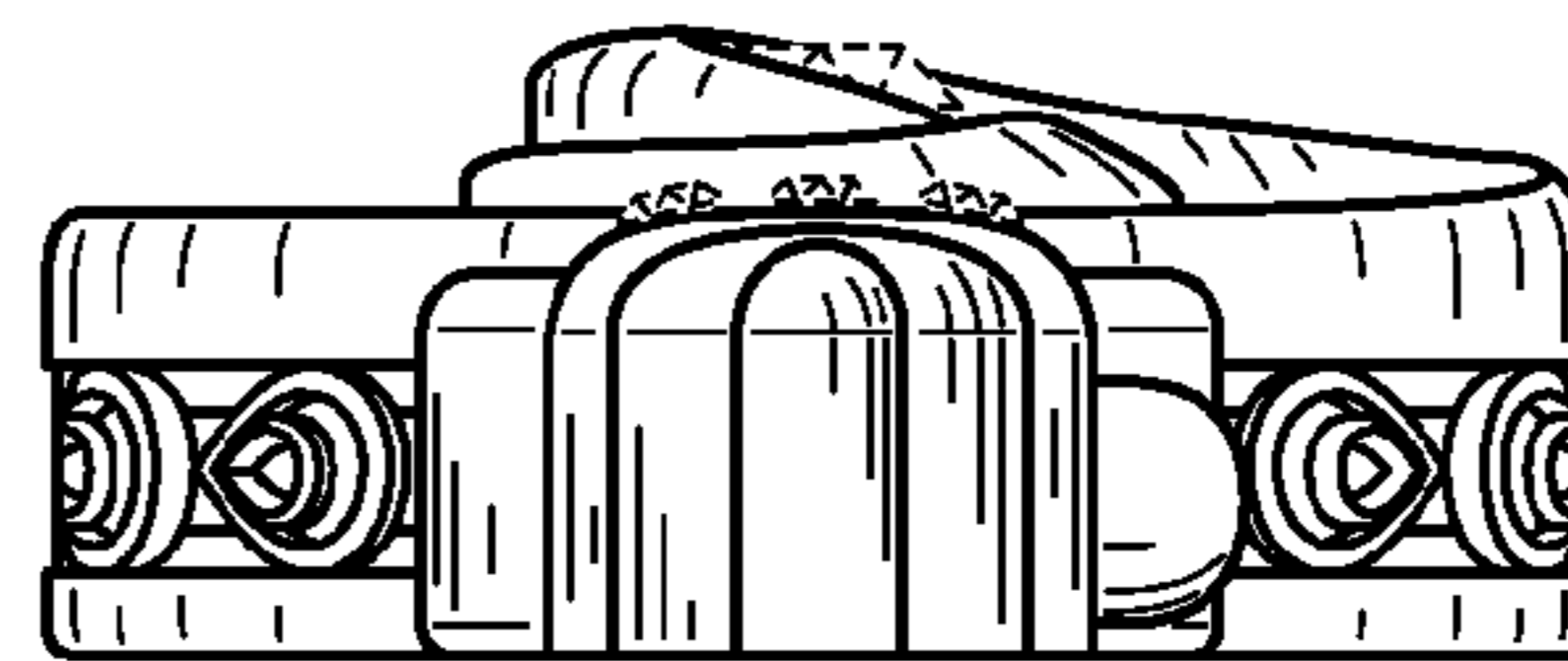


FIG. 4

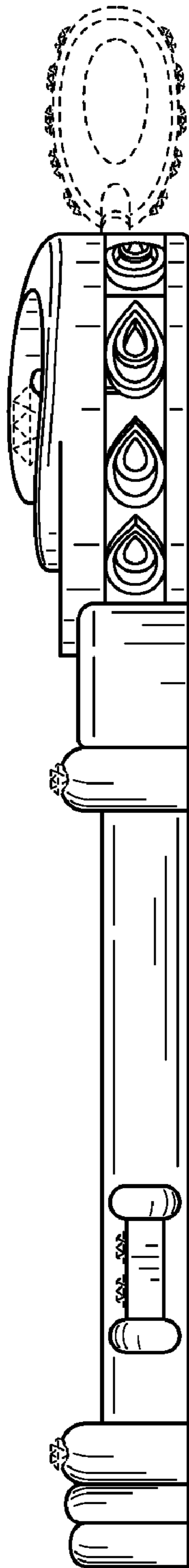


FIG. 5

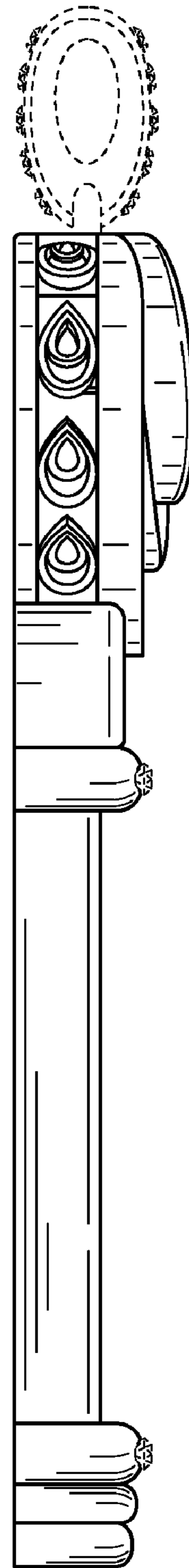


FIG. 6