



US00D635047S

(12) **United States Design Patent**
Papadimitriou

(10) **Patent No.:** **US D635,047 S**
(45) **Date of Patent:** **** Mar. 29, 2011**

(54) **JEWELRY DESIGN**

(75) Inventor: **Costantino Papadimitriou**, Milan (IT)

(73) Assignee: **De Beers Centenary AG**, Lucerne (CH)

(**) Term: **14 Years**

(21) Appl. No.: **29/366,496**

(22) Filed: **Jul. 26, 2010**

Related U.S. Application Data

(62) Division of application No. 29/342,184, filed on Aug. 20, 2009, now abandoned.

(30) **Foreign Application Priority Data**

Feb. 20, 2009	(EM)	001091862-05
Feb. 20, 2009	(EM)	001091862-07
Feb. 20, 2009	(EM)	001091862-09
Feb. 20, 2009	(EM)	001091862-11
Feb. 20, 2009	(EM)	001091862-17
Feb. 20, 2009	(EM)	001091862-19
Apr. 24, 2009	(EM)	001127583

(51) **LOC (9) Cl.** **11-02**

(52) **U.S. Cl.** **D11/43; D11/79**

(58) **Field of Classification Search** D11/1-84;
63/12, 13, 14.1-14.8, 15, 15.1-15.4, 15.45,
63/15.5, 15.7, 26-28

See application file for complete search history.

(56) **References Cited**

U.S. PATENT DOCUMENTS

D595,178	S	*	6/2009	Colombani	D11/79
D605,968	S	*	12/2009	Colombani	D11/40
D605,970	S	*	12/2009	Colombani	D11/41
D607,364	S	*	1/2010	Marks	D11/40
D610,934	S	*	3/2010	Papadimitriou	D11/40
D610,935	S	*	3/2010	Papadimitriou	D11/43
D619,030	S	*	7/2010	Papadimitriou	D11/43
D619,032	S	*	7/2010	Papadimitriou	D11/79
D619,490	S	*	7/2010	Papadimitriou	D11/79
D620,833	S	*	8/2010	Papadimitriou	D11/40
D621,291	S	*	8/2010	Papadimitriou	D11/43

D623,081	S	*	9/2010	Papadimitriou	D11/40
D624,842	S	*	10/2010	Marks	D11/26
D624,843	S	*	10/2010	Colombani	D11/43

* cited by examiner

Primary Examiner — Cathron C Brooks

Assistant Examiner — Melanie Levy

(74) *Attorney, Agent, or Firm* — SNR Denton US LLP;
Brian R. McGinley

(57) **CLAIM**

The ornamental design for a jewelry design, as shown and described.

DESCRIPTION

FIG. 1 is a front view of a first embodiment of a jewelry design;

FIG. 2 is a rear view thereof;

FIG. 3 is a top view thereof;

FIG. 4 is a bottom view thereof;

FIG. 5 is a right elevational view thereof;

FIG. 6 is a left elevational view thereof;

FIG. 7 is a front view of a second embodiment of a jewelry design;

FIG. 8 is a rear view of the jewelry design illustrated in FIG. 7;

FIG. 9 is a top view of the jewelry design illustrated in FIG. 7;

FIG. 10 is a bottom view of the jewelry design illustrated in FIG. 7;

FIG. 11 is a right elevational view of the jewelry design illustrated in FIG. 7;

FIG. 12 is a left elevational view of the jewelry design illustrated in FIG. 7;

FIG. 13 is a front view of a third embodiment of a jewelry design;

FIG. 14 is a rear view of the jewelry design illustrated in FIG. 13;

FIG. 15 is a top view of the jewelry design illustrated in FIG. 13;

FIG. 16 is a bottom view of the jewelry design illustrated in FIG. 13;

FIG. 17 is a right elevational view of the jewelry design illustrated in FIG. 13; and,

FIG. 18 is a left elevational view of the jewelry design illustrated in FIG. 13.

1 Claim, 6 Drawing Sheets




FIG. 1

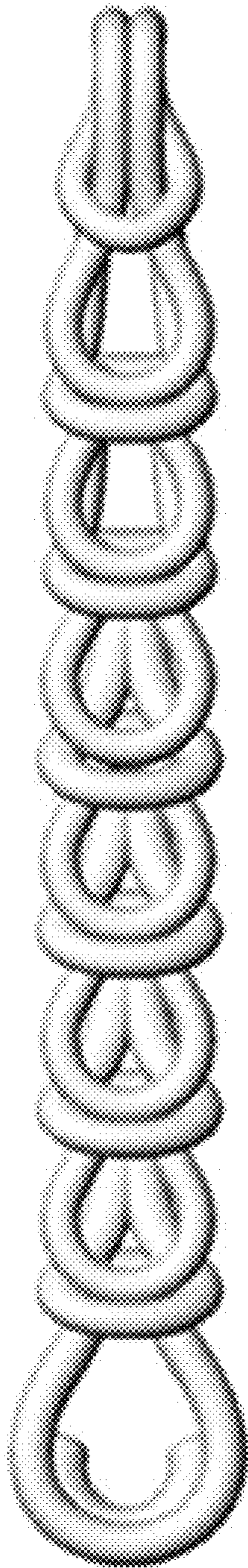


FIG. 2




FIG. 3




FIG. 4




FIG. 5

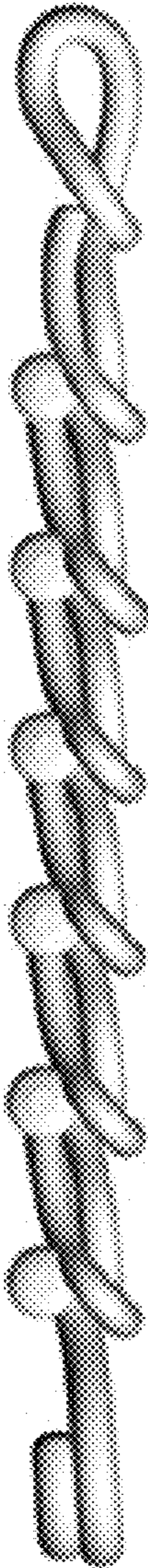


FIG. 6

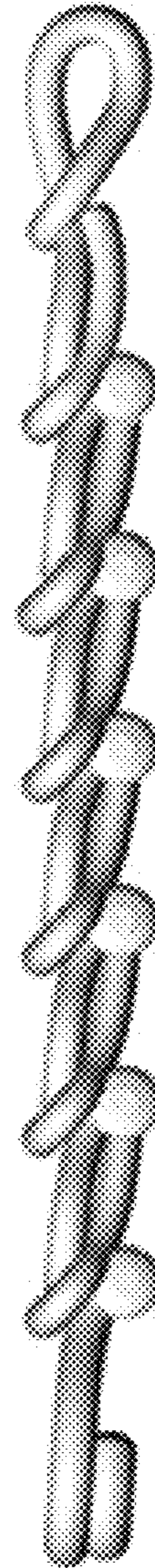


FIG. 7

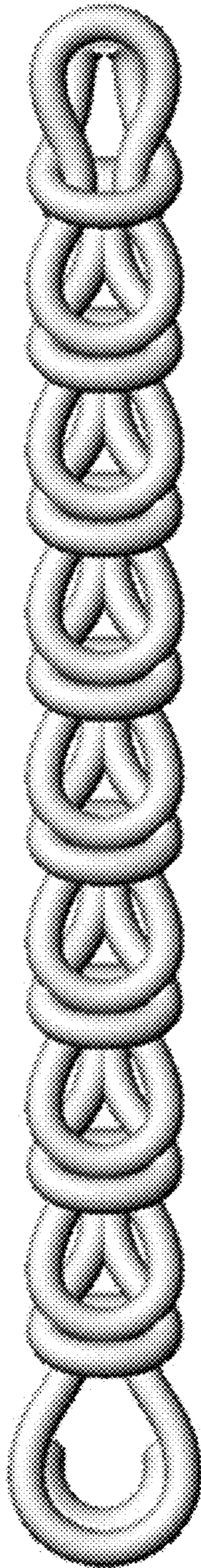


FIG. 8




FIG. 9

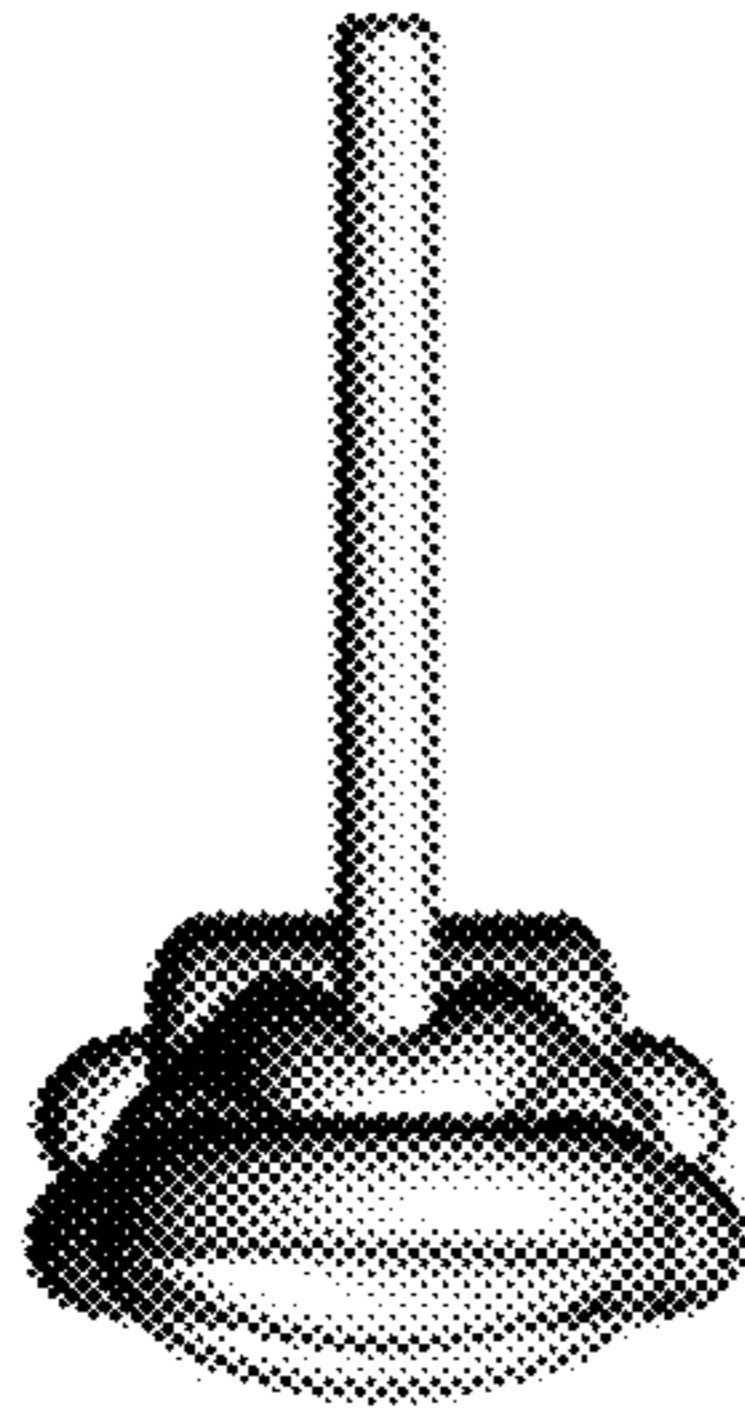


FIG. 10

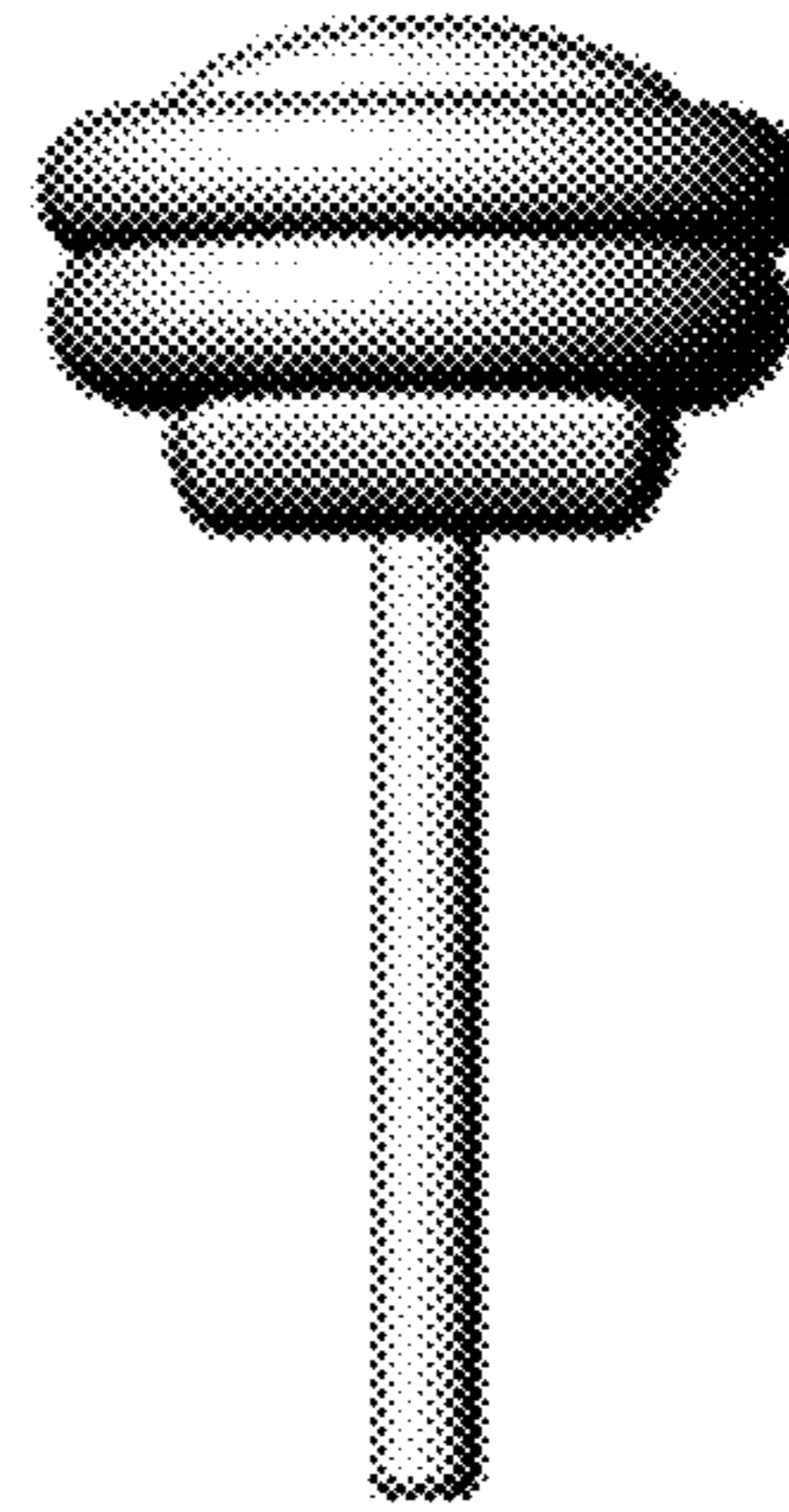


FIG. 11

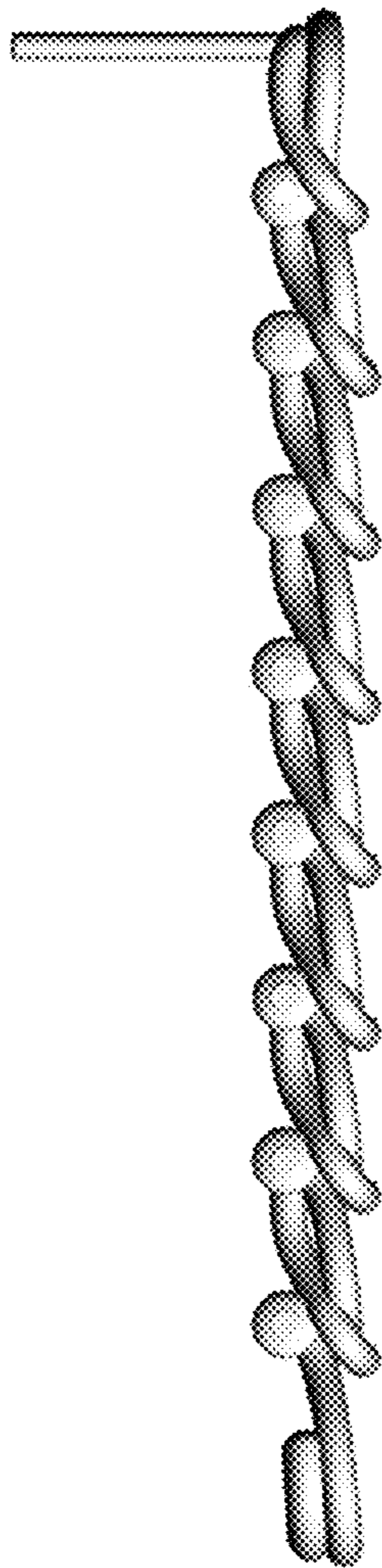


FIG. 12

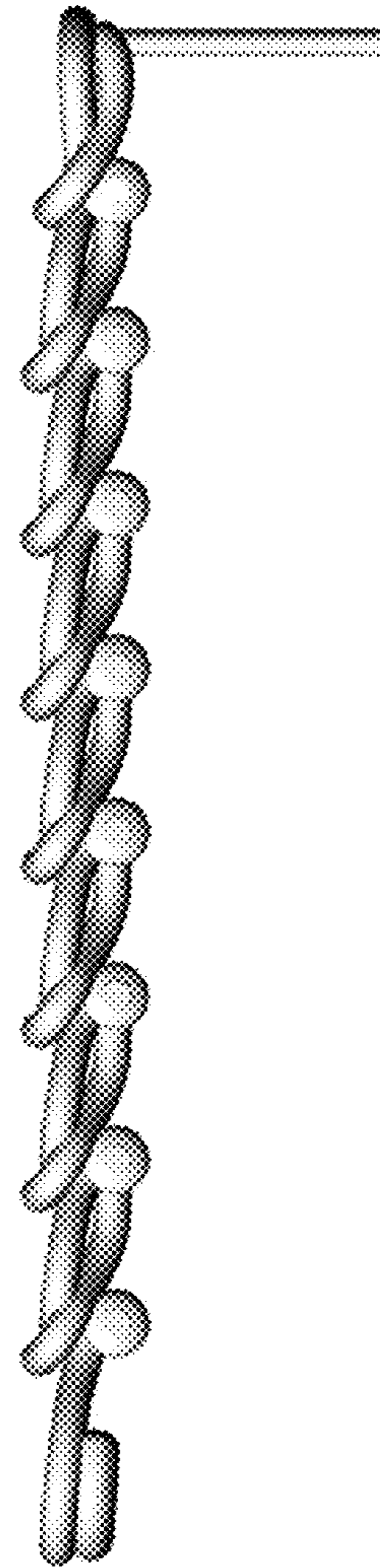


FIG. 13

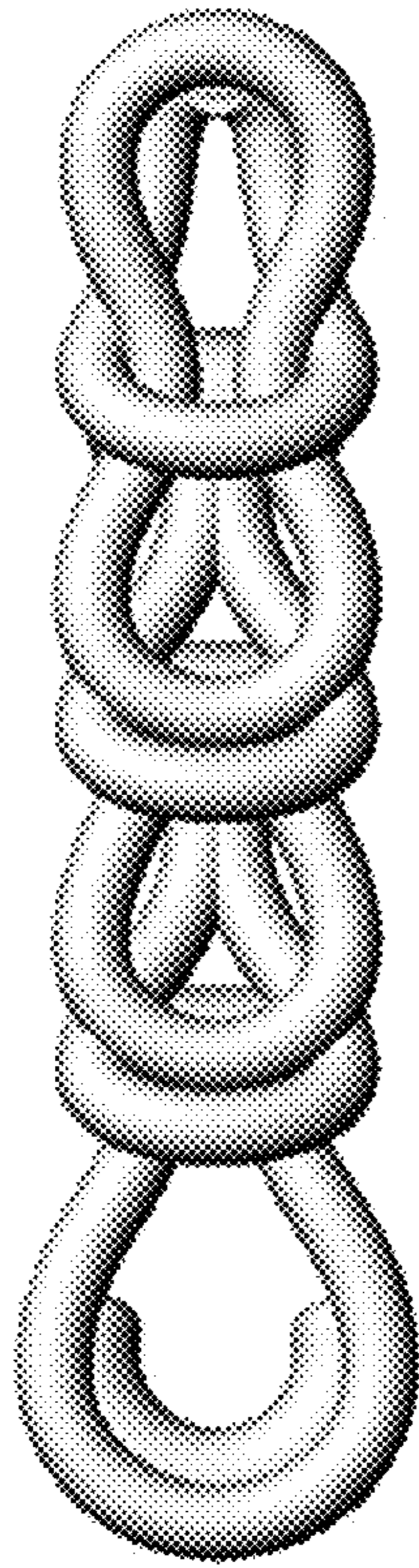


FIG. 14

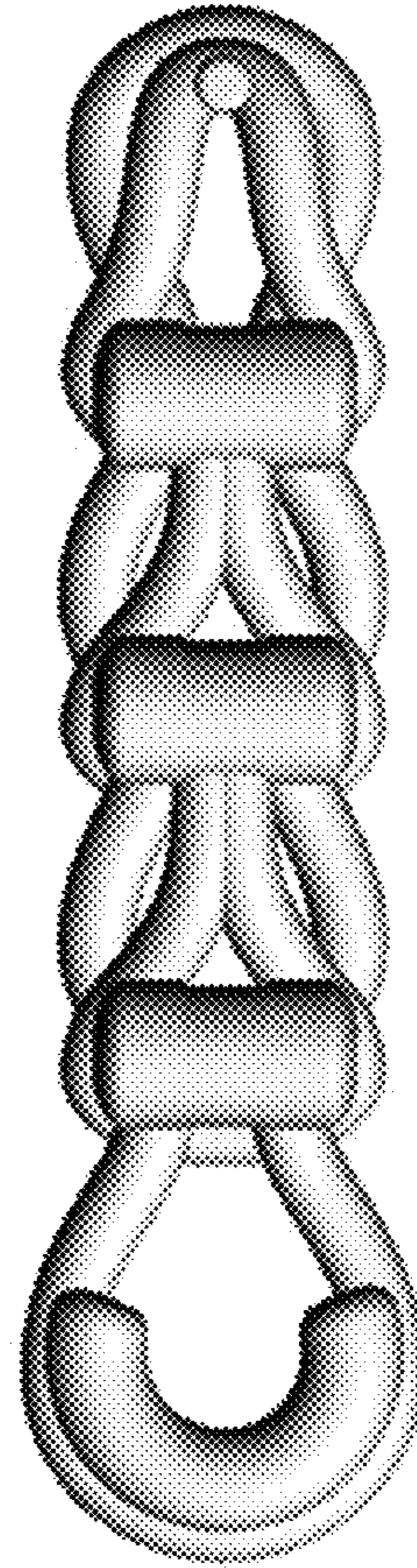


FIG. 15

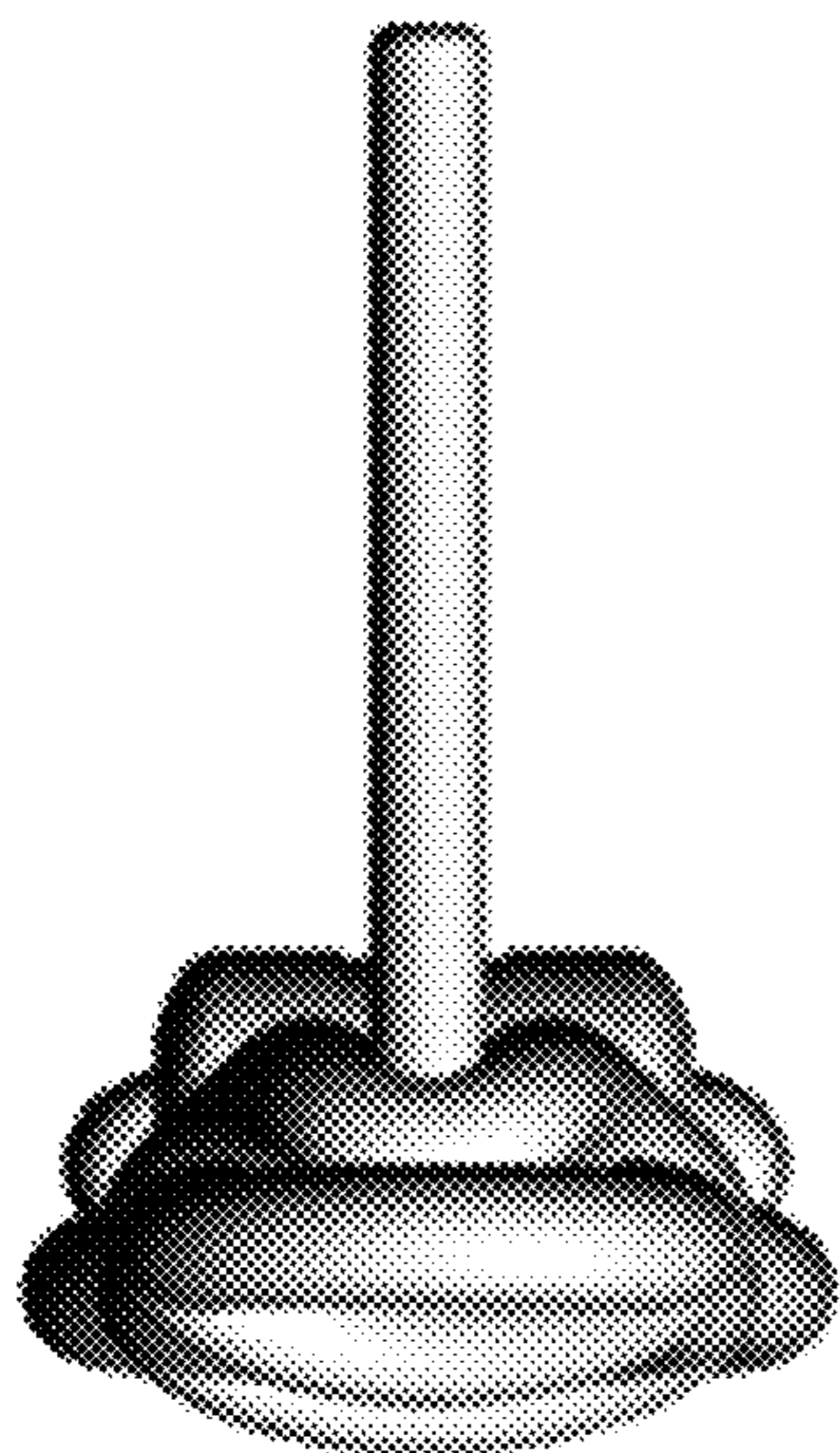


FIG. 16

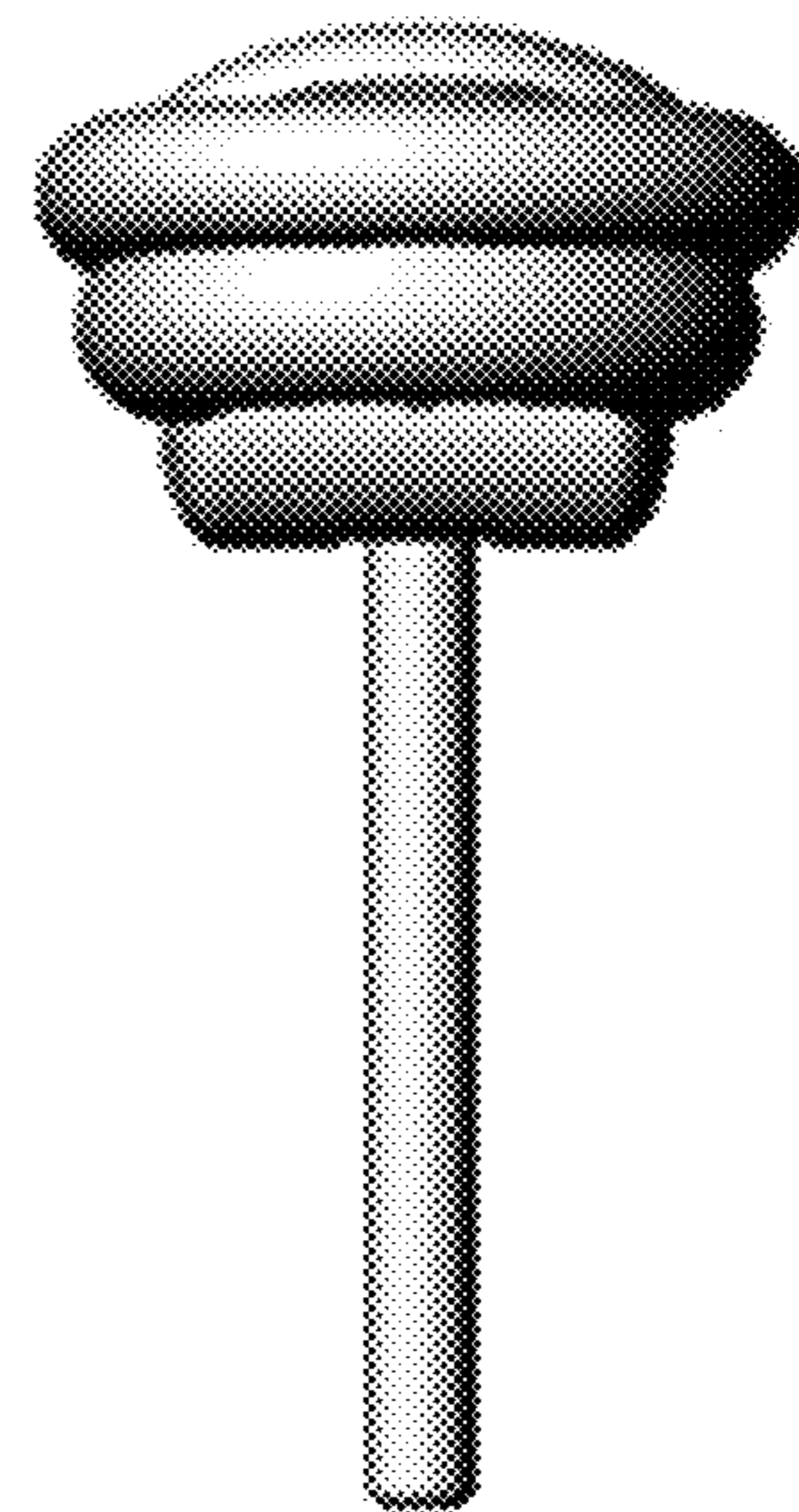


FIG. 17

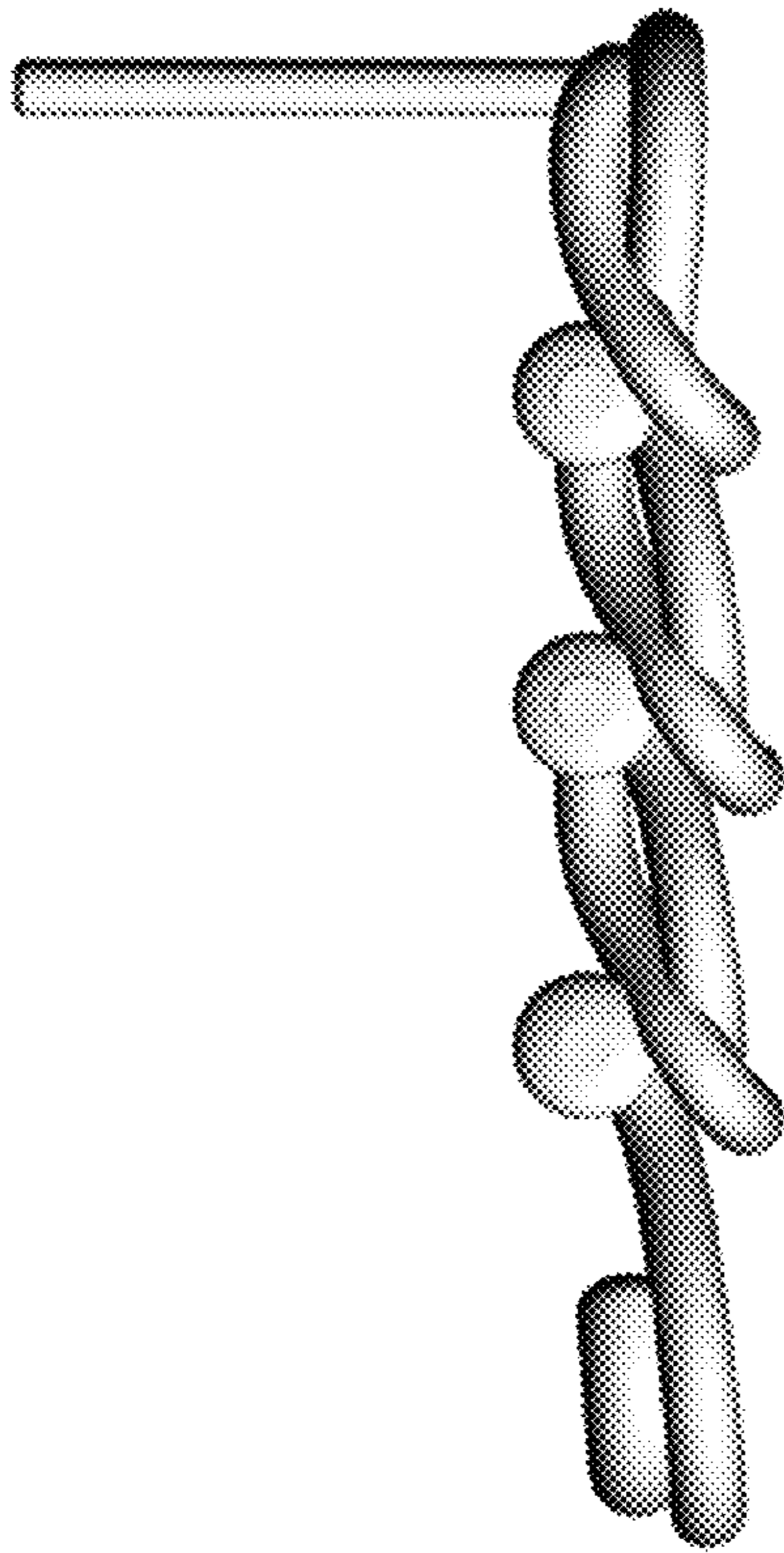


FIG. 18

