



US00D635025S

(12) **United States Design Patent**
Stolle

(10) **Patent No.:** **US D635,025 S**
(45) **Date of Patent:** **** Mar. 29, 2011**

- (54) **LOCKING CAP**
- (75) Inventor: **Jens-Olaf Stolle**, Crailsheim (DE)
- (73) Assignee: **SHB GmbH**, Crailsheim (DE)
- (**) Term: **14 Years**
- (21) Appl. No.: **29/351,393**
- (22) Filed: **Dec. 4, 2009**
- (51) **LOC (9) Cl.** **09-07**
- (52) **U.S. Cl.** **D9/449; D9/435**
- (58) **Field of Classification Search** D9/529,
D9/504, 503, 454, 453, 452, 450, 449, 447,
D9/446, 443, 435; D7/900, 396.2, 392.1;
222/556, 544, 494, 480, 472, 321.9, 212,
222/185.1; 220/837, 835, 813, 810, 375,
220/254.5; 215/305, 228, 226, 200
See application file for complete search history.

(56) **References Cited**

U.S. PATENT DOCUMENTS

- D450,593 S * 11/2001 Jebb et al. D9/529
- D466,015 S * 11/2002 Faucon D9/435
- D504,611 S * 5/2005 Bakic D9/446
- D505,327 S * 5/2005 Bakic D9/449
- D534,426 S * 1/2007 Bakic D9/449

- D548,601 S * 8/2007 Mongeon et al. D9/529
- D553,983 S * 10/2007 Bunce et al. D9/454
- D576,038 S * 9/2008 Mazurkiewicz et al. D9/449
- D576,490 S * 9/2008 Mazurkiewicz et al. D9/449
- D601,425 S * 10/2009 Miller et al. D9/522
- D602,354 S * 10/2009 Dibnah et al. D9/449
- D608,639 S * 1/2010 Jackel et al. D9/449
- D612,728 S * 3/2010 Borstel D9/449

* cited by examiner

Primary Examiner — Susan Bennett Hattan

(74) *Attorney, Agent, or Firm* — Laurence A. Greenberg;
Werner H. Stemer; Ralph E. Locher

(57) **CLAIM**

The ornamental design for a locking cap, as shown and described

DESCRIPTION

FIG. 1 is a top perspective view of a locking cap, showing my new design;

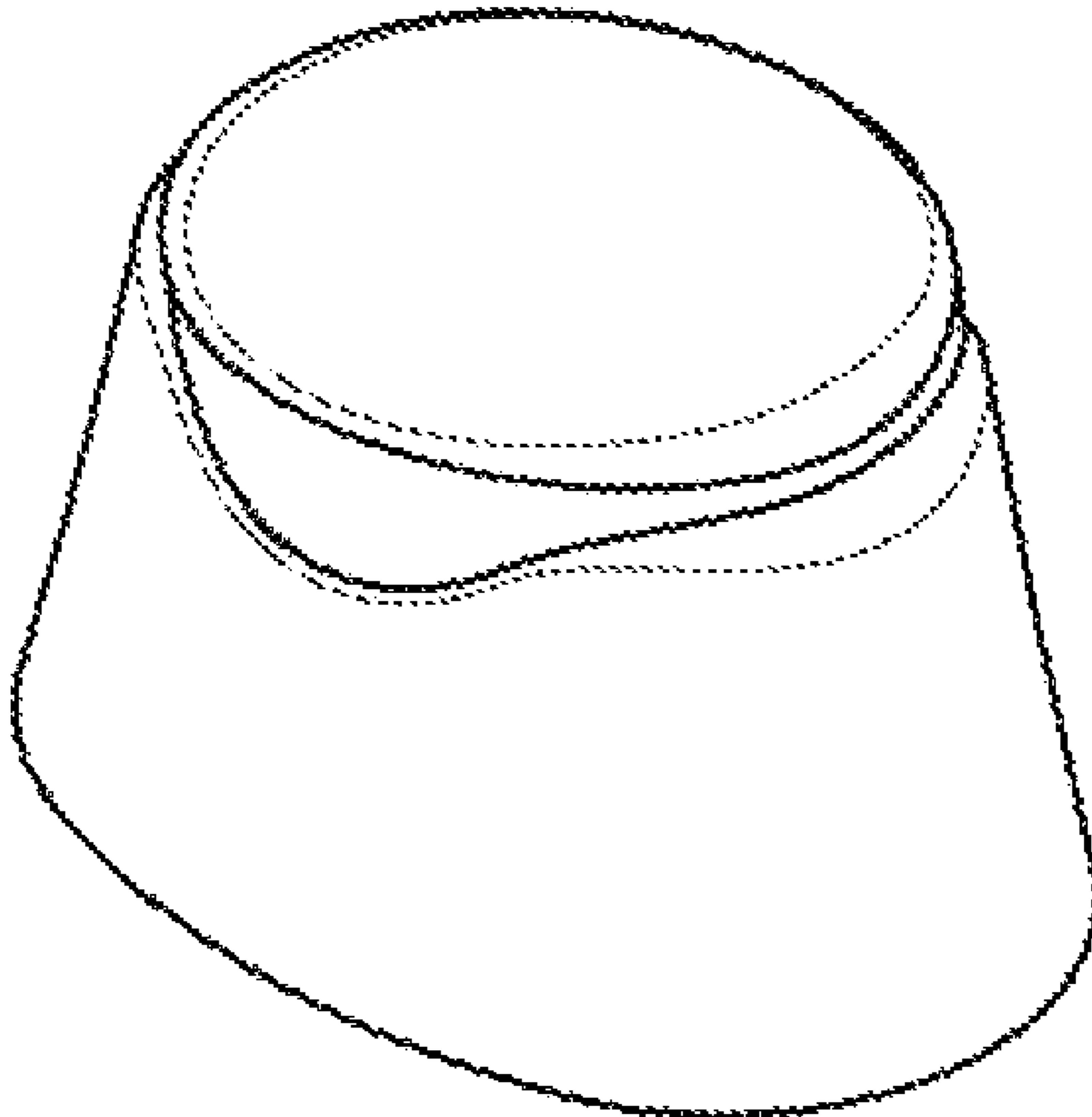
FIG. 2 is a front elevational view thereof;

FIG. 3 is a side elevational view thereof; and,

FIG. 4 is a front elevational view thereof, showing an exemplary bottle in dashed lines.

Subject matter illustrated in dashed lines depicts environmental subject matter only and does not form part of the claim.

1 Claim, 2 Drawing Sheets



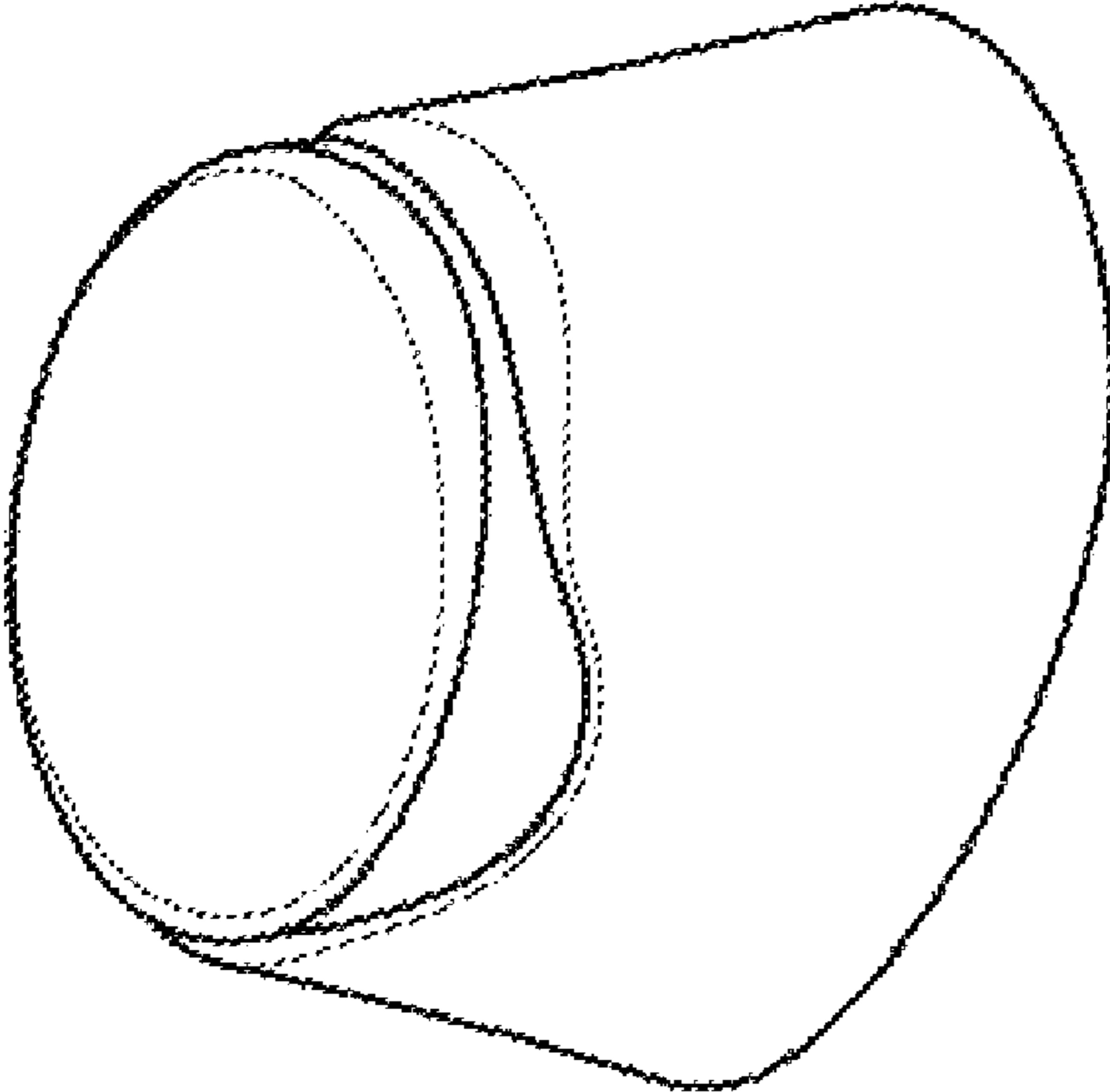


FIG. 1

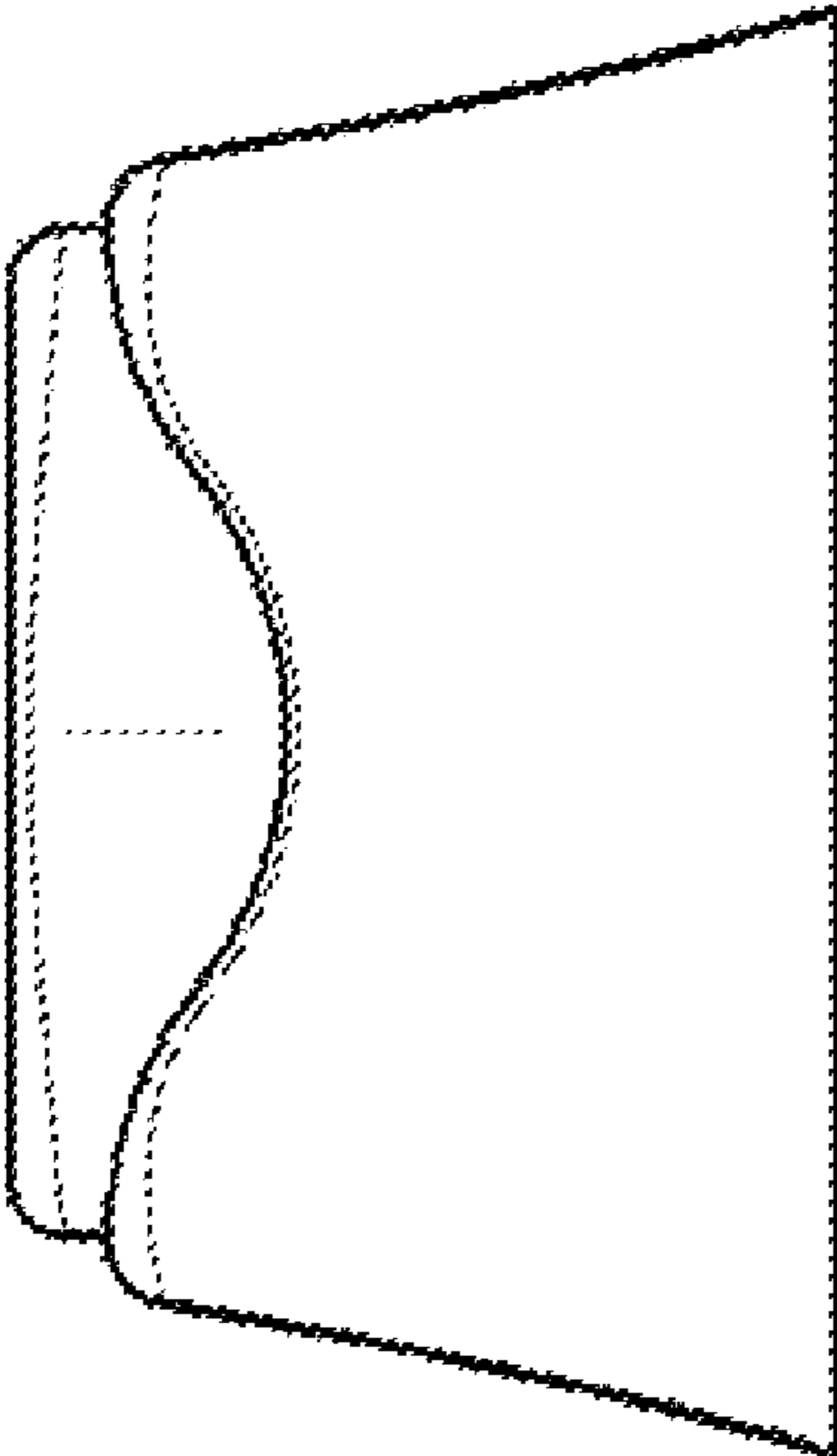


FIG. 2

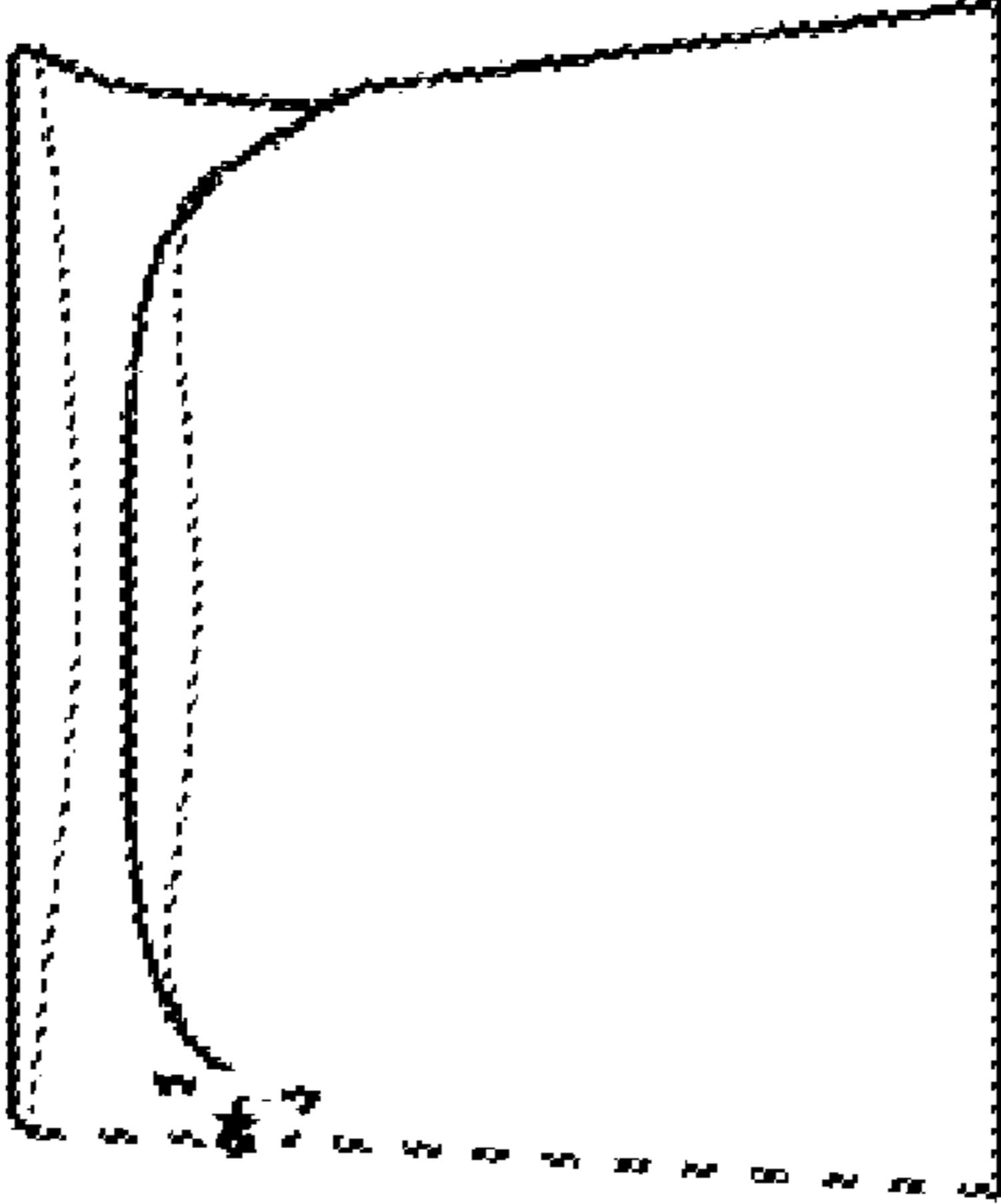


FIG. 3

FIG. 4

