



US00D635024S

(12) **United States Design Patent**  
**Stolle**

(10) **Patent No.:** **US D635,024 S**  
(45) **Date of Patent:** **\*\* Mar. 29, 2011**

- (54) **LOCKING CAP**
- (75) Inventor: **Jens-Olaf Stolle**, Crailsheim (DE)
- (73) Assignee: **SHB GmbH**, Crailsheim (DE)
- (\*\*) Term: **14 Years**
- (21) Appl. No.: **29/351,391**
- (22) Filed: **Dec. 4, 2009**
- (51) **LOC (9) Cl.** ..... **09-07**
- (52) **U.S. Cl.** ..... **D9/449; D9/435**
- (58) **Field of Classification Search** ..... D9/529,  
D9/504, 503, 454, 453, 452, 450, 449, 447,  
D9/446, 443, 435; D7/900, 396.2, 392.1;  
222/556, 544, 494, 480, 472, 321.9, 212,  
222/185.1; 220/837, 835, 813, 810, 375,  
220/254.5; 215/305, 228, 226, 200  
See application file for complete search history.

D450,593 S *	11/2001	Jebb et al. ....	D9/529
D520,873 S *	5/2006	Lovell .....	D9/449
D539,141 S *	3/2007	Penfold et al. ....	D9/442
D539,144 S *	3/2007	Penfold et al. ....	D9/449
D553,993 S *	10/2007	Toh .....	D9/535
D595,582 S *	7/2009	Cowan-Hughes et al. ....	D9/521
D605,514 S *	12/2009	Weber .....	D9/449
D609,098 S *	2/2010	Almstead et al. ....	D9/521

\* cited by examiner

*Primary Examiner* — Susan Bennett Hattan

(74) *Attorney, Agent, or Firm* — Laurence A. Greenberg;  
Werner H. Stemer; Ralph E. Locher

(57) **CLAIM**

The ornamental design for a locking cap, as shown and described.

**DESCRIPTION**

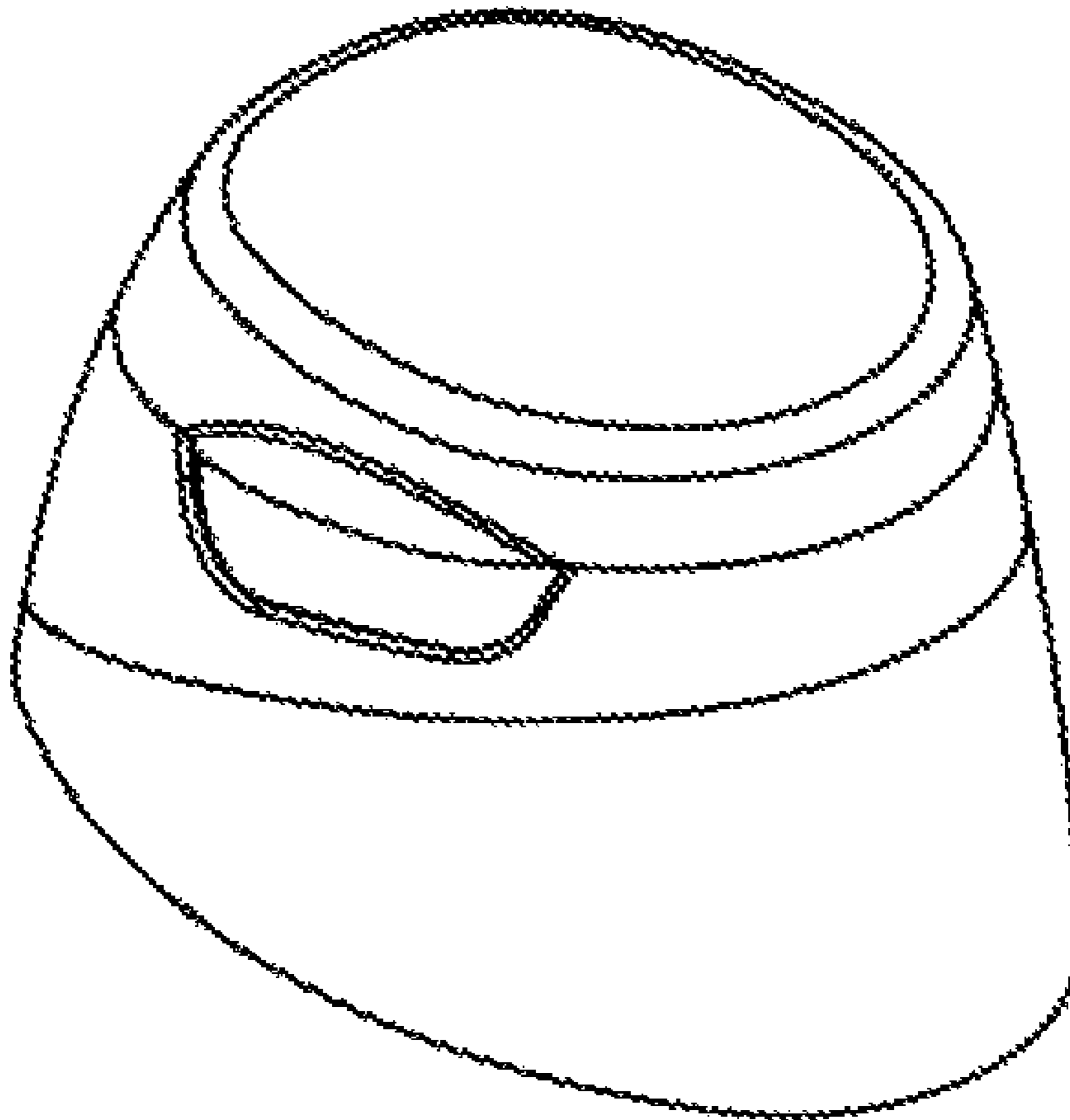
FIG. 1 is a top perspective view of a locking cap, showing my new design;  
FIG. 2 is a front elevational view thereof; and,  
FIG. 3 is a side elevational view thereof.  
Subject matter illustrated in dashed lines depicts environmental subject matter only and does not form part of the claim.

(56) **References Cited**

U.S. PATENT DOCUMENTS

D214,263 S *	5/1969	McConnell .....	D9/450
D382,803 S *	8/1997	Gavin .....	D9/526

**1 Claim, 1 Drawing Sheet**



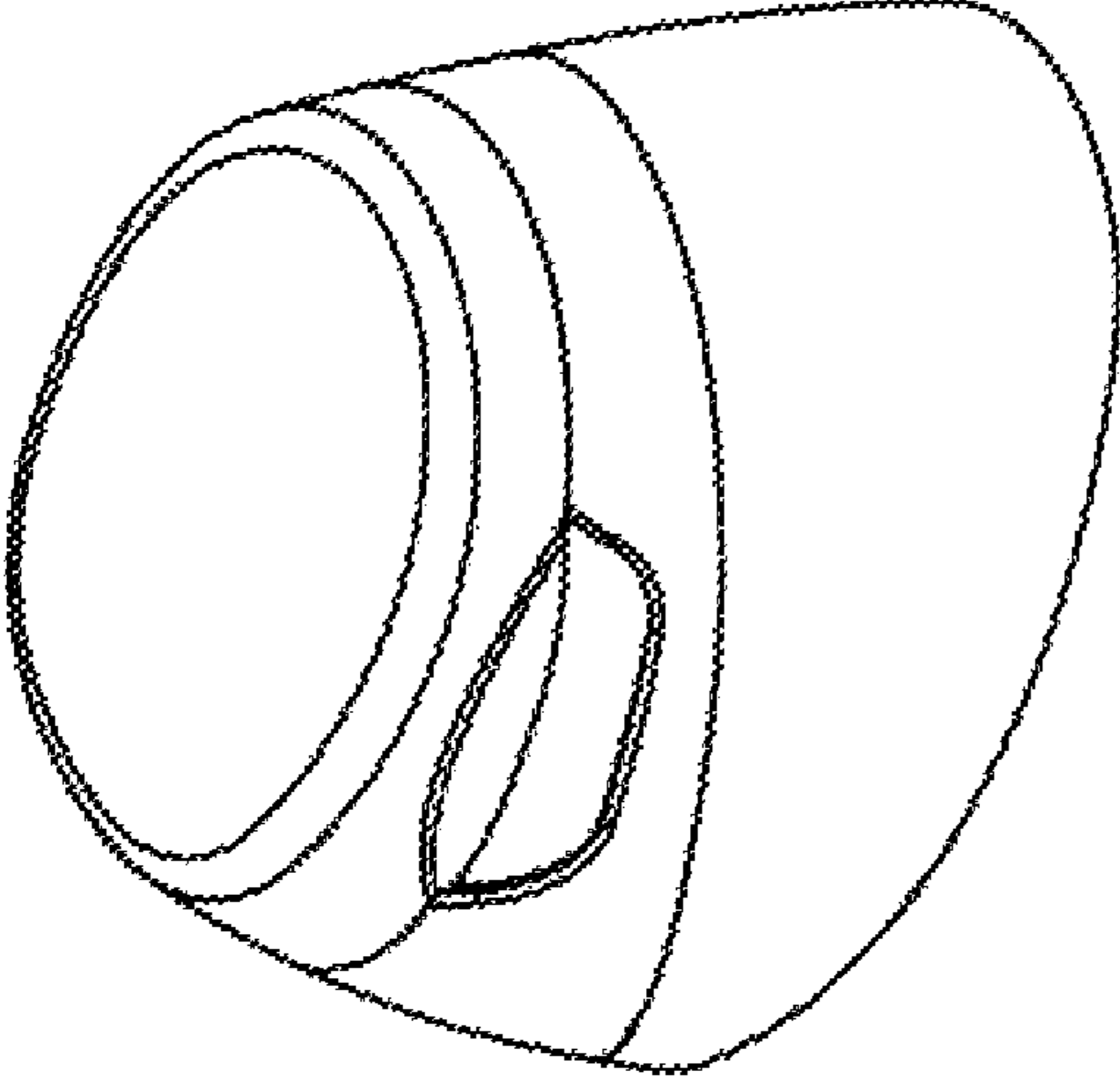


FIG. 1

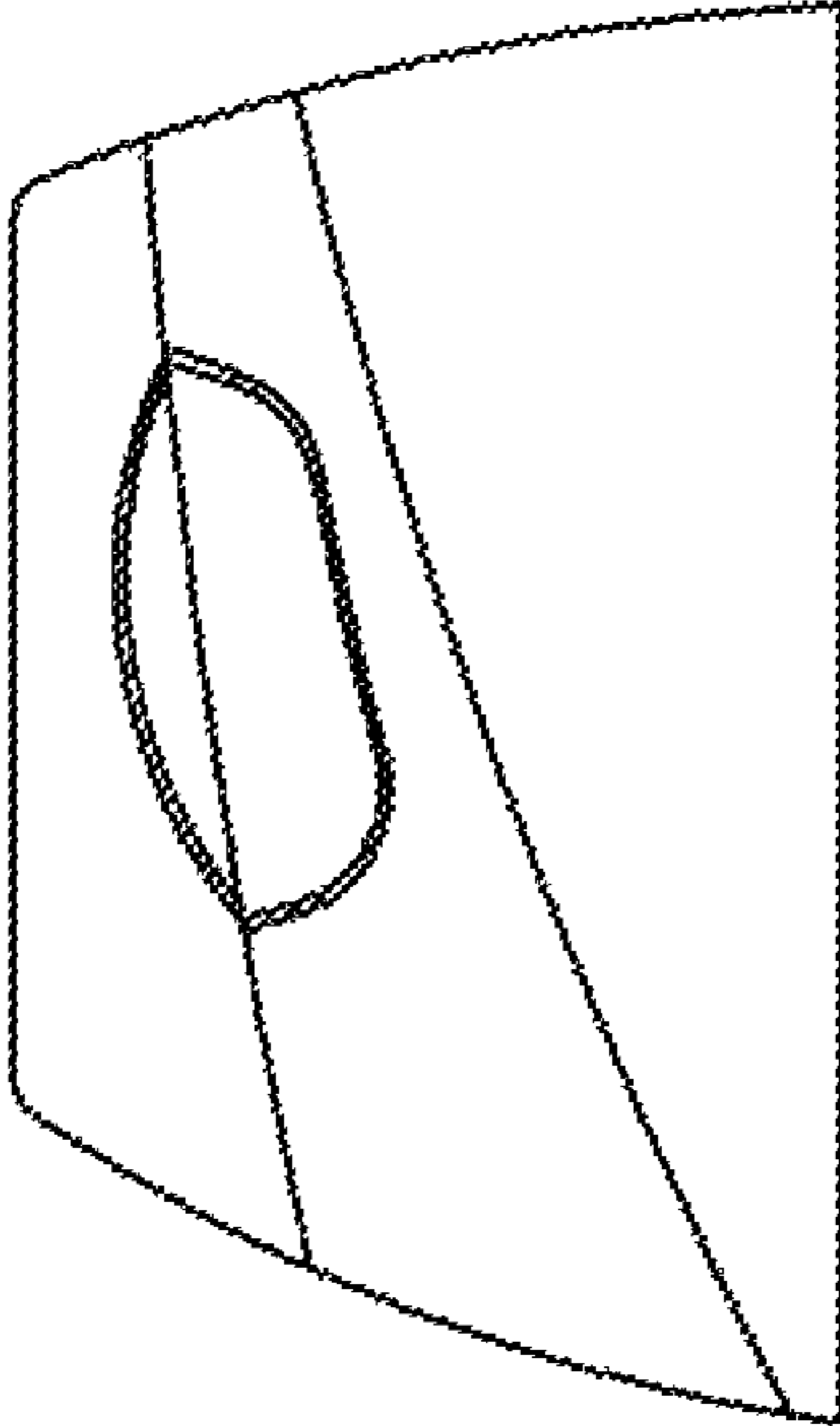


FIG. 2

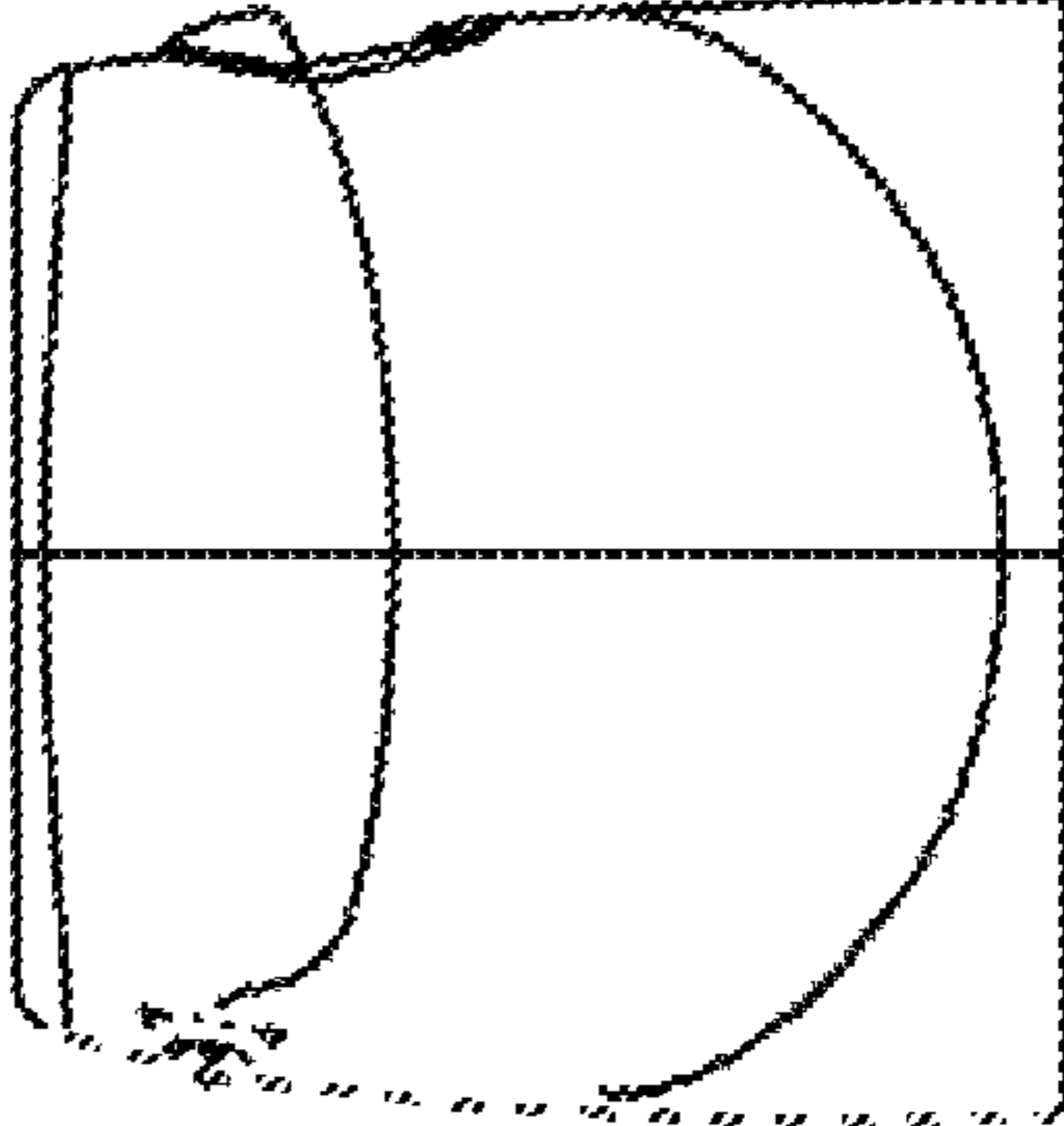


FIG. 3