



US00D635022S

(12) **United States Design Patent**
Stolle

(10) **Patent No.:** **US D635,022 S**
(45) **Date of Patent:** **** Mar. 29, 2011**

(54) **LOCKING CAP**

(75) Inventor: **Jens-Olaf Stolle**, Crailsheim (DE)

(73) Assignee: **SHB GmbH**, Crailsheim (DE)

(**) Term: **14 Years**

(21) Appl. No.: **29/351,389**

(22) Filed: **Dec. 4, 2009**

(51) **LOC (9) Cl.** **09-07**

(52) **U.S. Cl.** **D9/449; D9/435**

(58) **Field of Classification Search** D9/529,
D9/504, 503, 454, 453, 452, 450, 449, 447,
D9/446, 443, 435; D7/900, 396.2, 392.1;
222/556, 544, 494, 480, 472, 321.9, 212,
222/185.1; 220/837, 835, 813, 810, 375,
220/254.5; 215/305, 228, 226, 200
See application file for complete search history.

(56) **References Cited**

U.S. PATENT DOCUMENTS

D265,459 S * 7/1982 Picot D9/686
D372,195 S * 7/1996 Gerhart et al. D9/521

D417,153 S * 11/1999 Crawford D9/543
D532,313 S * 11/2006 Stolle D9/542
D546,693 S * 7/2007 Okin et al. D9/529
D598,753 S * 8/2009 Schwartz et al. D9/449
2005/0242095 A1 * 11/2005 Serrano et al. 220/254.3
* cited by examiner

Primary Examiner — Susan Bennett Hattan

(74) *Attorney, Agent, or Firm* — Laurence A. Greenberg;
Werner H. Stemer; Ralph E. Locher

(57) **CLAIM**

The ornamental design for a locking cap, as shown and described.

DESCRIPTION

FIG. 1 is a top perspective view of a locking cap, showing my new design;
FIG. 2 is a front elevational view thereof;
FIG. 3 is a side elevational view thereof; and,
FIG. 4 is a front elevational view thereof, showing an exemplary bottle in dashed lines.
Subject matter illustrated in dashed lines depicts environmental subject matter only and does not form part of the claim.

1 Claim, 2 Drawing Sheets

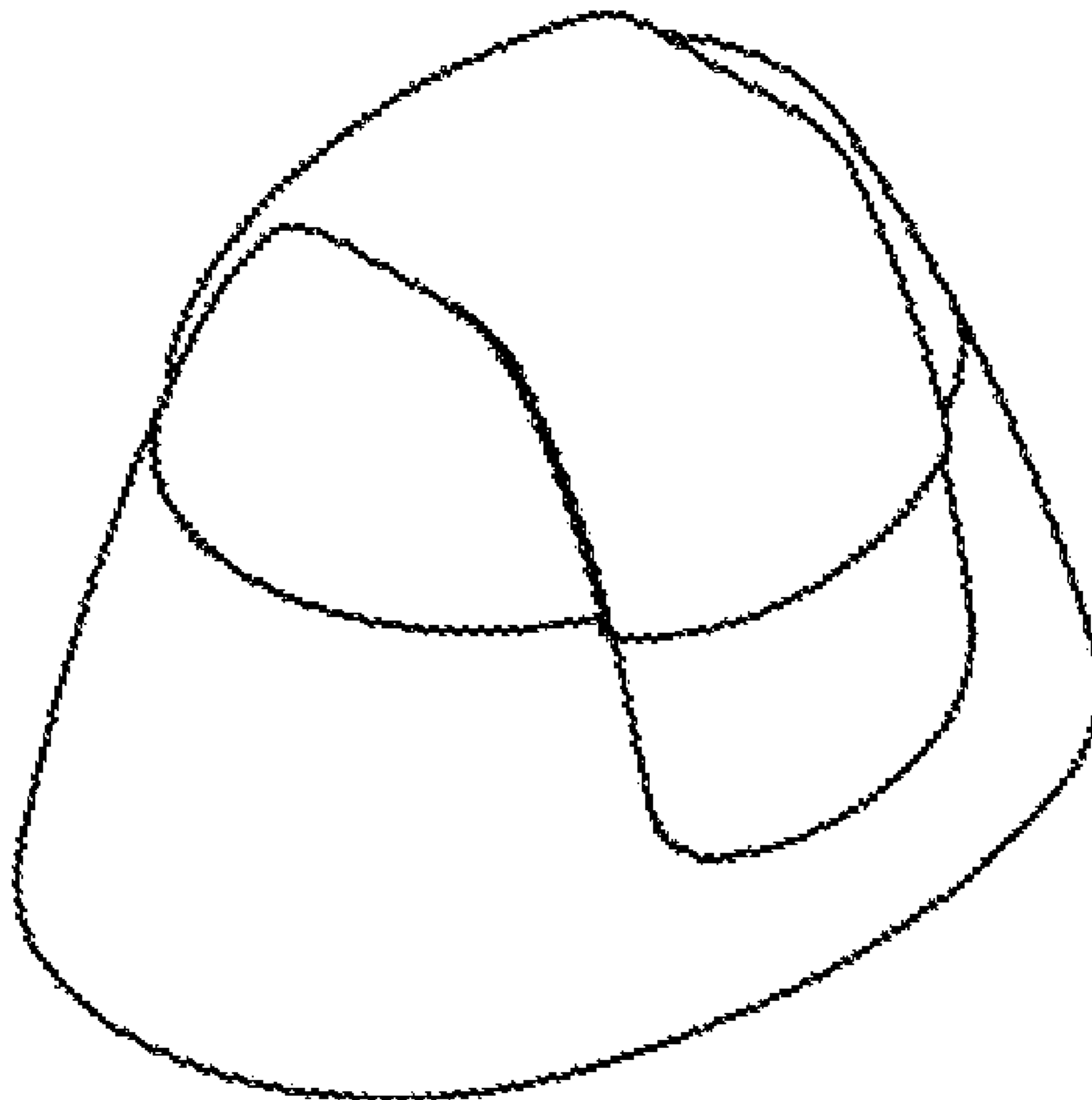


FIG. 1

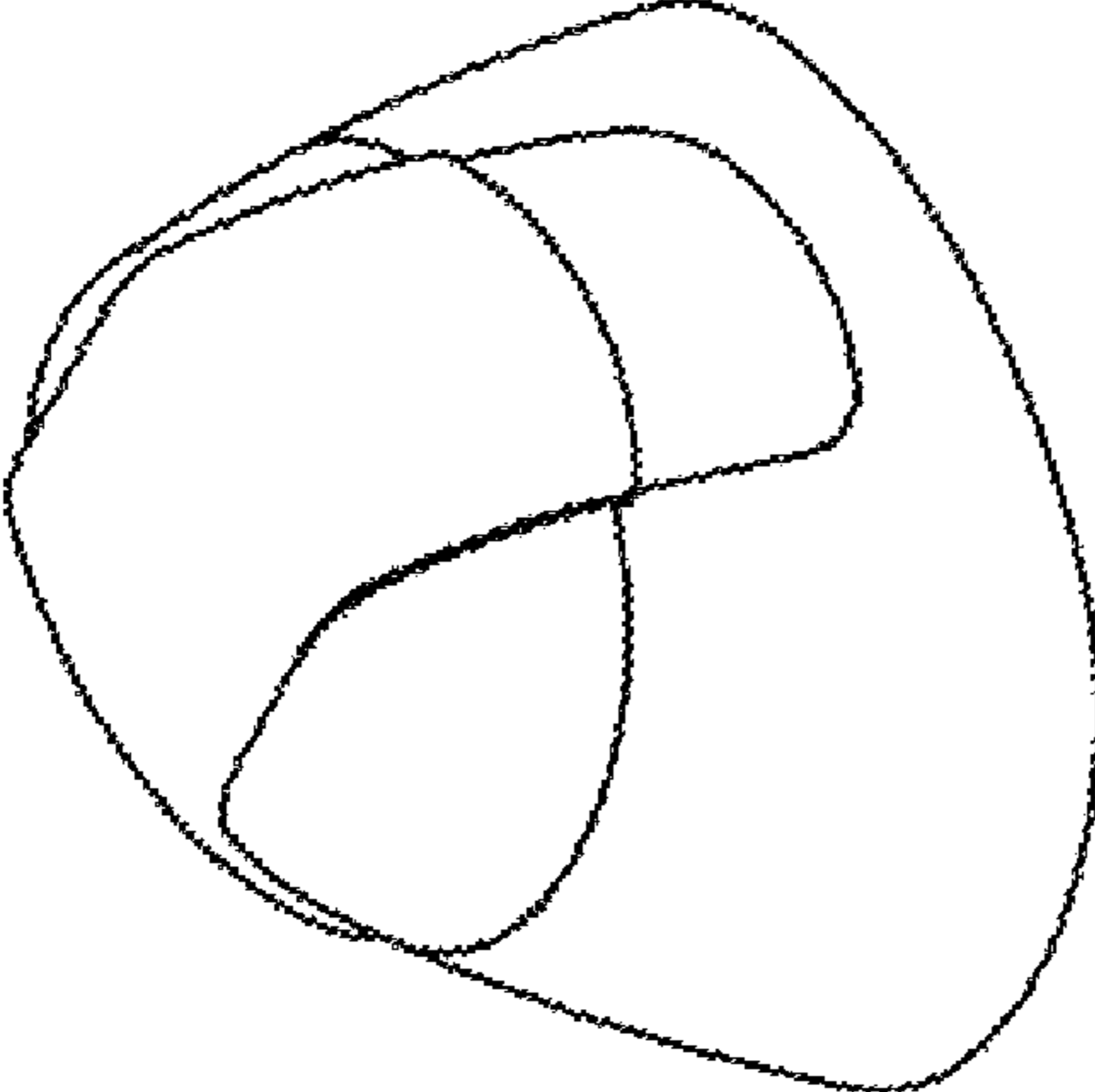


FIG. 2

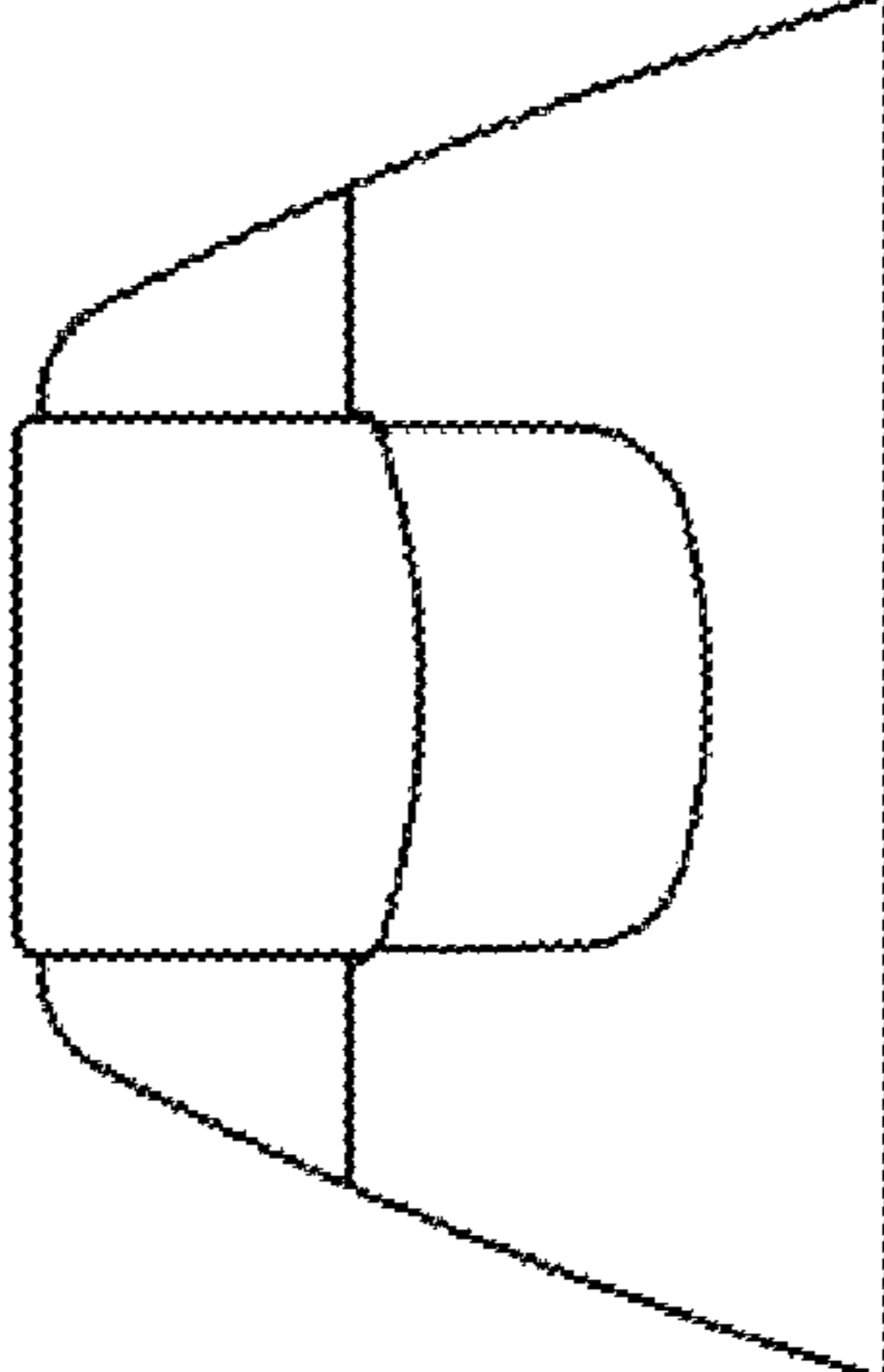
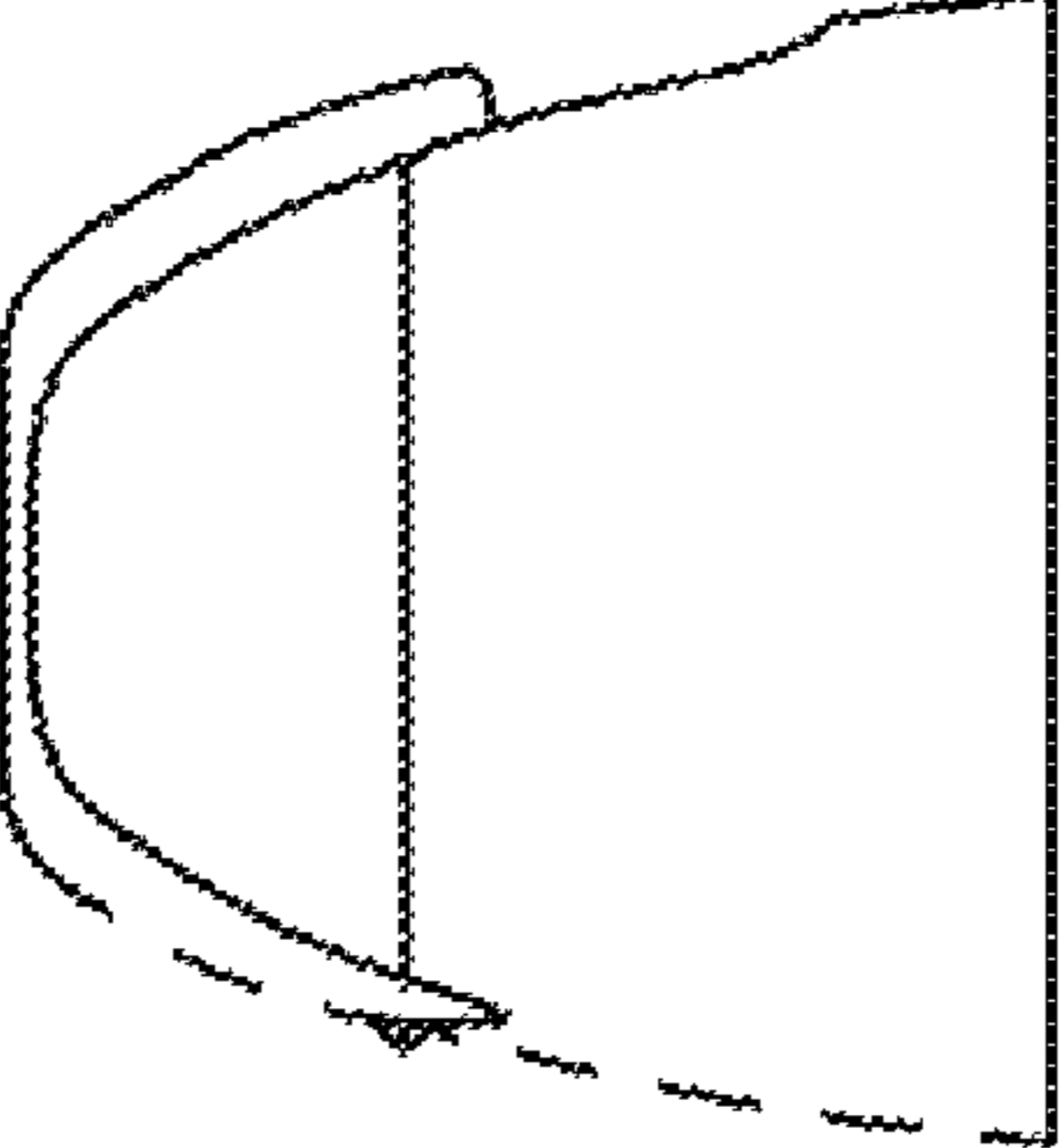


FIG. 3






FIG. 4