



US00D634995S

(12) **United States Design Patent**  
**Huang**

(10) **Patent No.:** **US D634,995 S**

(45) **Date of Patent:** **\*\* Mar. 29, 2011**

(54) **GARDEN SHEARS**

(75) Inventor: **Yao-Chung Huang**, Fu Shing Hsiang  
(TW)

(73) Assignee: **Ho Cheng Garden Tools Co., Ltd.**, Fu  
Shing Hsiang, Chang Hua Hsien (TW)

(\*\*) Term: **14 Years**

(21) Appl. No.: **29/367,910**

(22) Filed: **Aug. 15, 2010**

(51) **LOC (9) Cl.** ..... **08-01**

(52) **U.S. Cl.** ..... **D8/5**

(58) **Field of Classification Search** ..... D8/5, 52,  
D8/54, 58; 30/131, 260, 193, 194, 296.1  
See application file for complete search history.

(56) **References Cited**

U.S. PATENT DOCUMENTS

5,544,416 A \* 8/1996 Lin ..... 30/193  
D393,577 S \* 4/1998 Huang ..... D8/5  
D437,751 S \* 2/2001 Lin ..... D8/5

D458,094 S \* 6/2002 Clivio ..... D8/5  
D479,960 S \* 9/2003 Huang ..... D8/5  
D481,273 S \* 10/2003 Huang ..... D8/5  
D501,766 S \* 2/2005 Collins ..... D8/5

\* cited by examiner

*Primary Examiner* — Holly H Baynham

*Assistant Examiner* — Sheryl Lane

(57) **CLAIM**

The ornamental design for a garden shears, as shown and described.

**DESCRIPTION**

FIG. 1 is a perspective view of a garden shears showing my new design;

FIG. 2 is a front view of the embodiment shown in FIG. 1;

FIG. 3 is a rear view of the embodiment shown in FIG. 1;

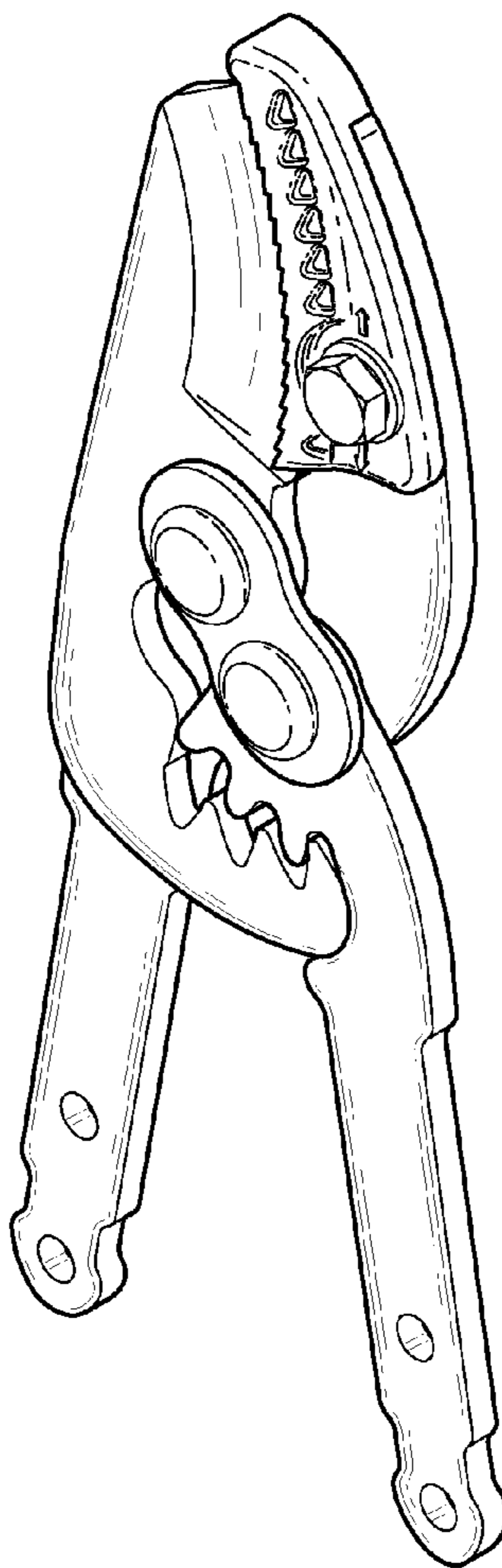
FIG. 4 is a left side view of the embodiment shown in FIG. 1;

FIG. 5 is a right side view of the embodiment shown in FIG. 1;

FIG. 6 is a top view of the embodiment shown in FIG. 1; and,

FIG. 7 is a bottom view of the embodiment shown in FIG. 1.

**1 Claim, 4 Drawing Sheets**



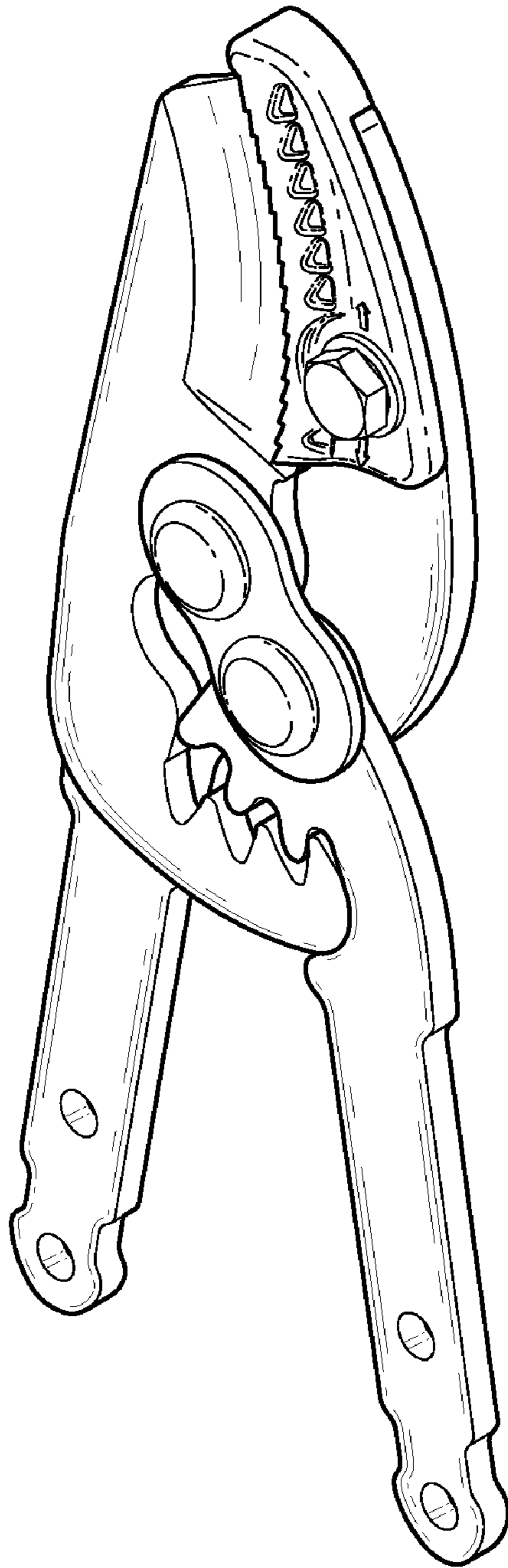


FIG. 1

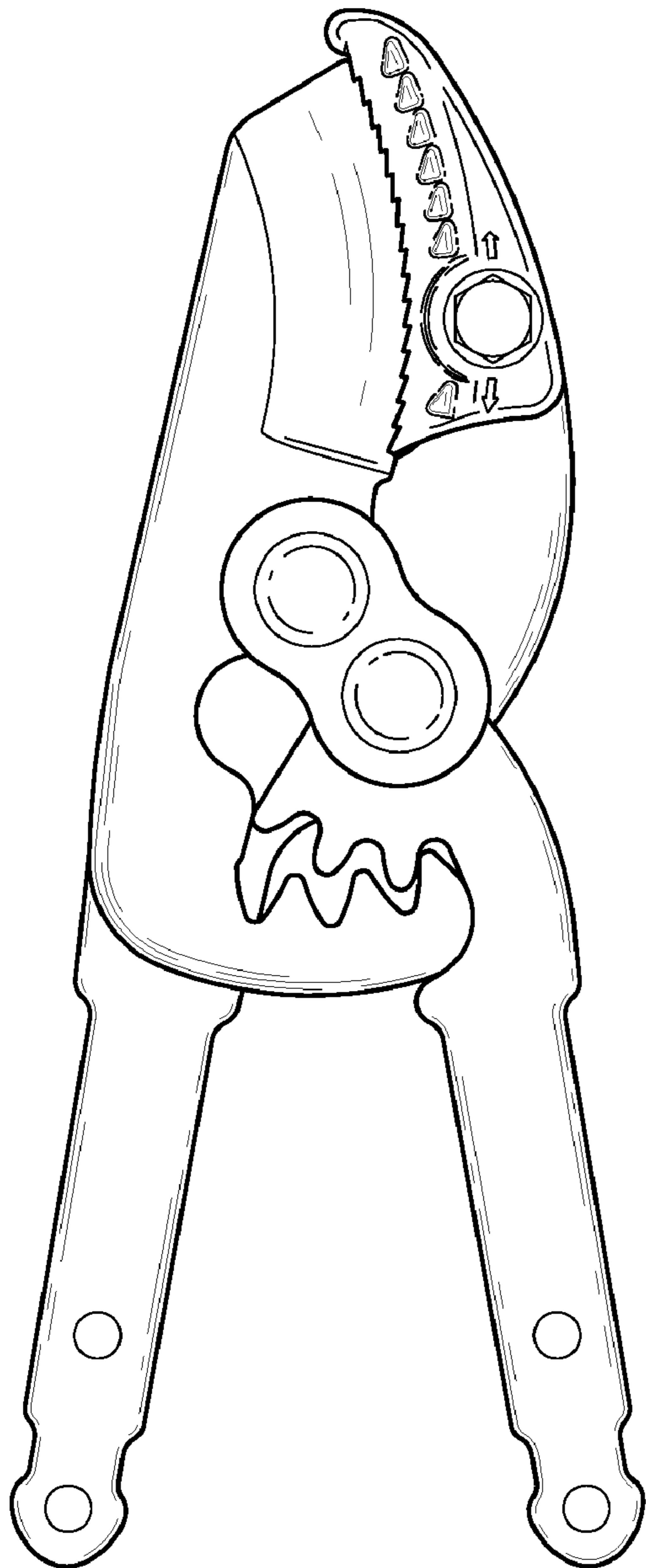


FIG. 2

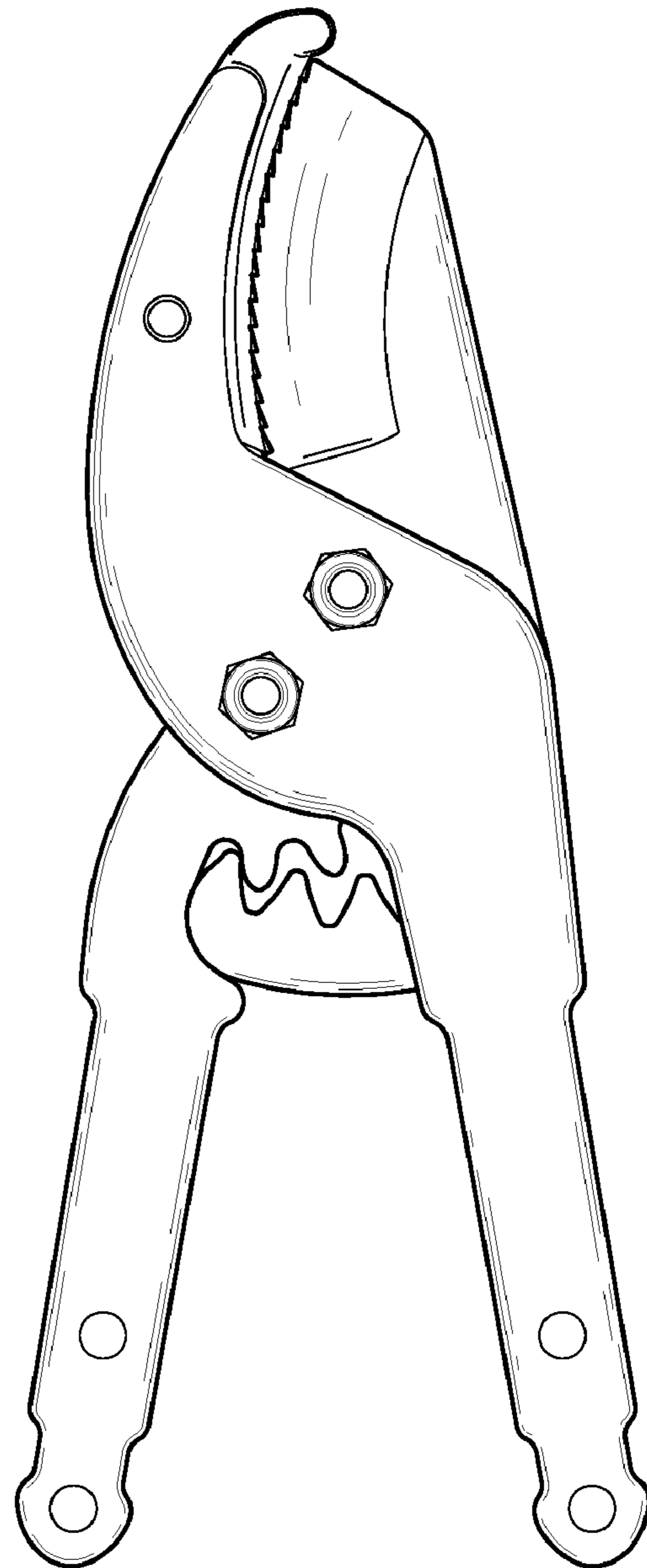


FIG. 3

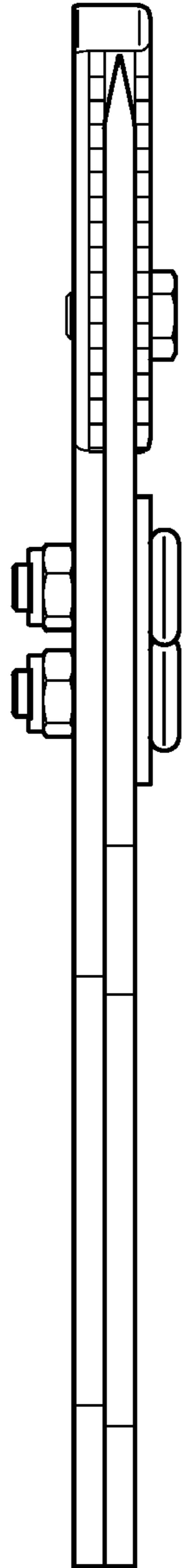


FIG. 4

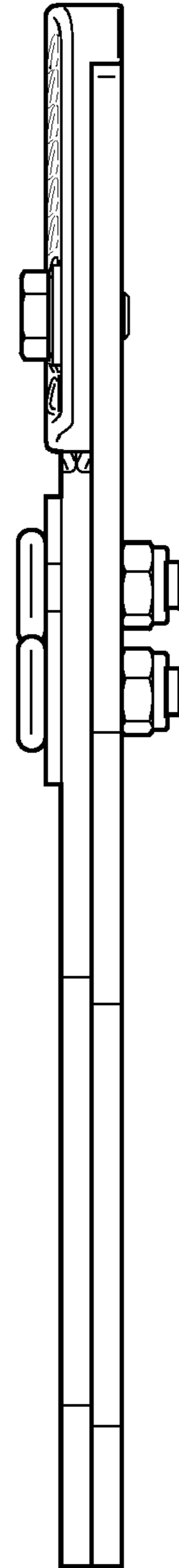


FIG. 5

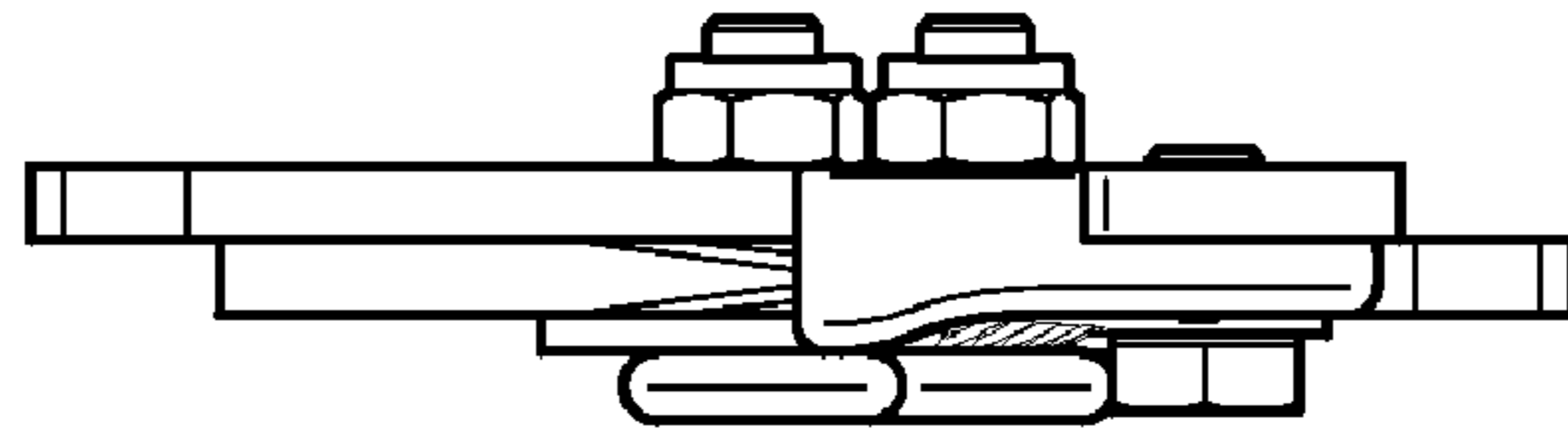


FIG. 6

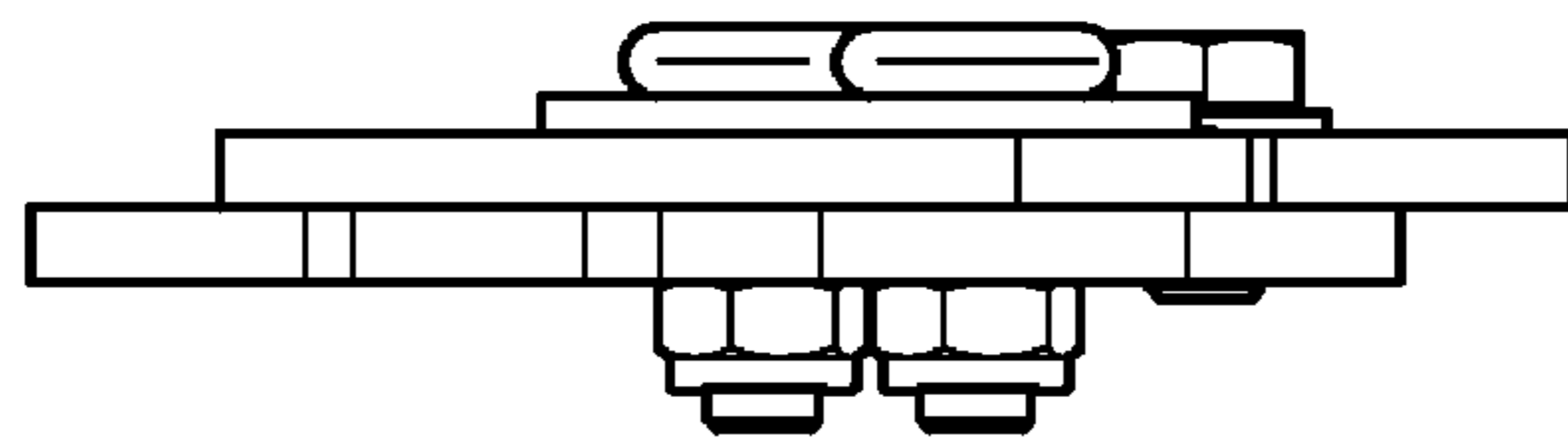


FIG. 7