



US00D634993S

(12) **United States Design Patent**  
**Huang**

(10) **Patent No.:** **US D634,993 S**

(45) **Date of Patent:** **\*\* Mar. 29, 2011**

(54) **GARDEN SHEARS**

D474,946 S \* 5/2003 Huang ..... D8/5  
D582,733 S \* 12/2008 Davies et al. .... D8/5  
D591,570 S \* 5/2009 Lee et al. .... D8/5

(75) Inventor: **Yao-Chung Huang**, Fu Shing Hsiang  
(TW)

\* cited by examiner

(73) Assignee: **Ho Cheng Garden Tools Co., Ltd.**, Fu  
Shing Hsiang, Chang Hua Hsien (TW)

*Primary Examiner* — Holly H Baynham  
*Assistant Examiner* — Sheryl Lane

(\*\*) Term: **14 Years**

(57) **CLAIM**

(21) Appl. No.: **29/367,886**

The ornamental design for a garden shears, as shown and described.

(22) Filed: **Aug. 13, 2010**

**DESCRIPTION**

(51) **LOC (9) Cl.** ..... **08-01**

(52) **U.S. Cl.** ..... **D8/5**

(58) **Field of Classification Search** ..... D8/5, 52,  
D8/54, 58, 68; 30/203, 131, 260, 193, 194,  
30/296.1

See application file for complete search history.

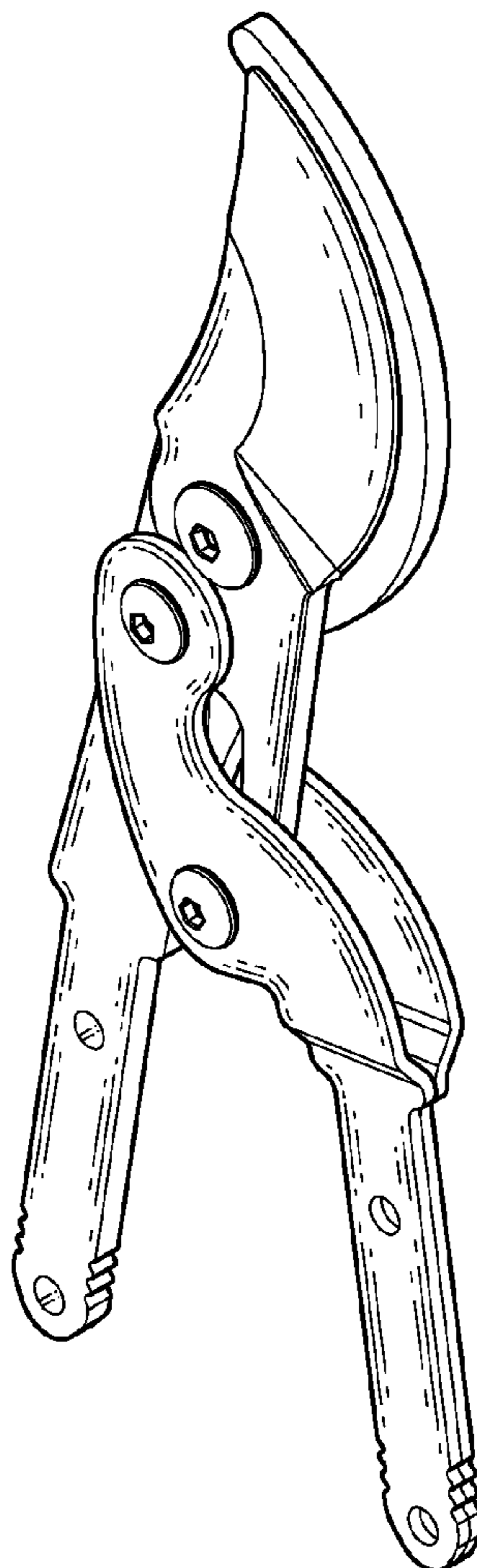
FIG. 1 is a perspective view of a garden shears showing my new design;  
FIG. 2 is a front view of the embodiment shown in FIG. 1;  
FIG. 3 is a rear view of the embodiment shown in FIG. 1;  
FIG. 4 is a left side view of the embodiment shown in FIG. 1;  
FIG. 5 is a right side view of the embodiment shown in FIG. 1;  
FIG. 6 is a top view of the embodiment shown in FIG. 1; and,  
FIG. 7 is a bottom view of the embodiment shown in FIG. 1.

(56) **References Cited**

**U.S. PATENT DOCUMENTS**

D393,577 S \* 4/1998 Huang ..... D8/5  
D437,751 S \* 2/2001 Lin ..... D8/5

**1 Claim, 4 Drawing Sheets**



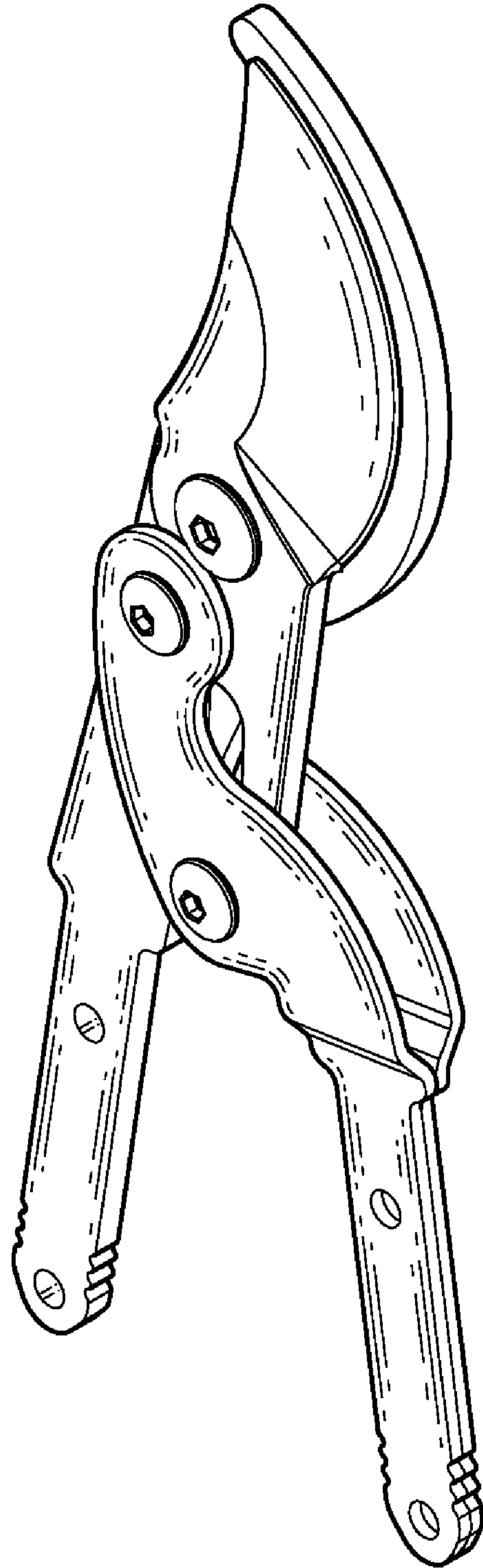


FIG. 1

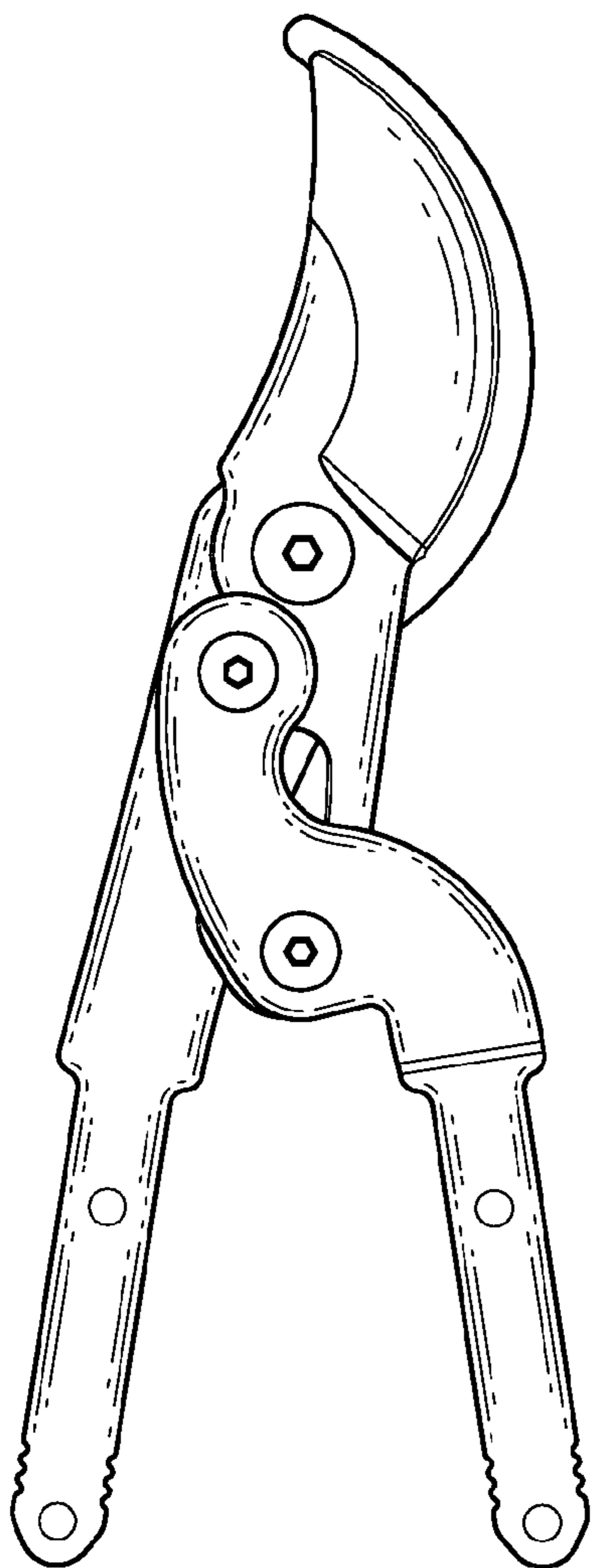


FIG. 2

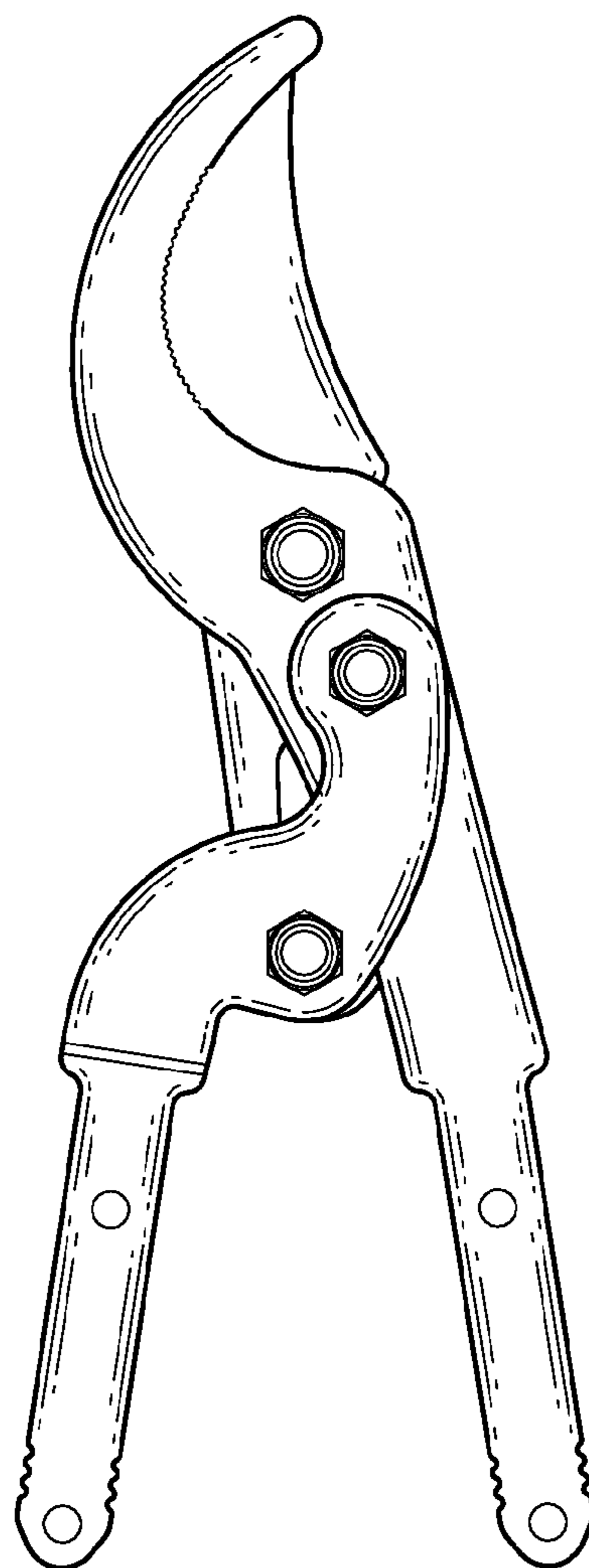


FIG. 3

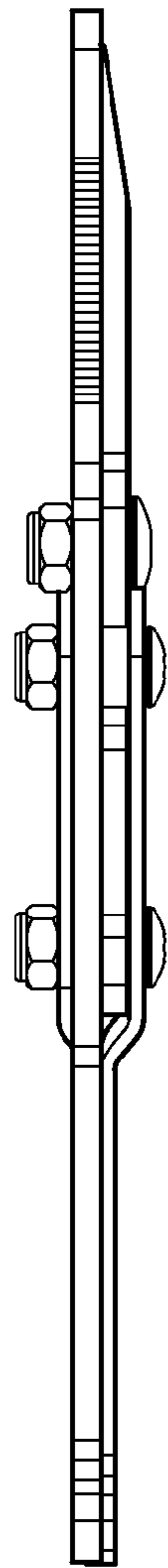


FIG. 4

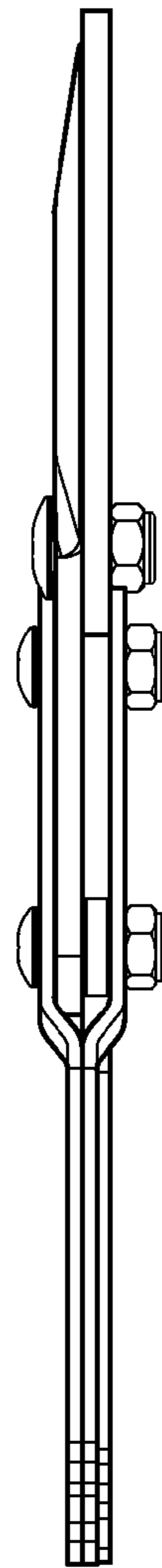


FIG. 5

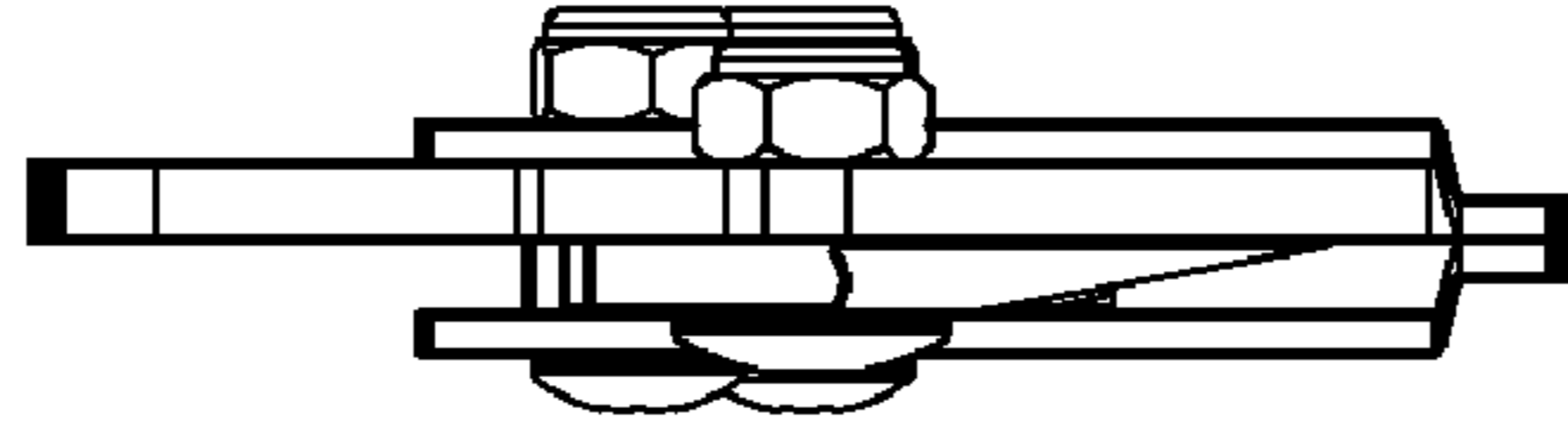


FIG. 6

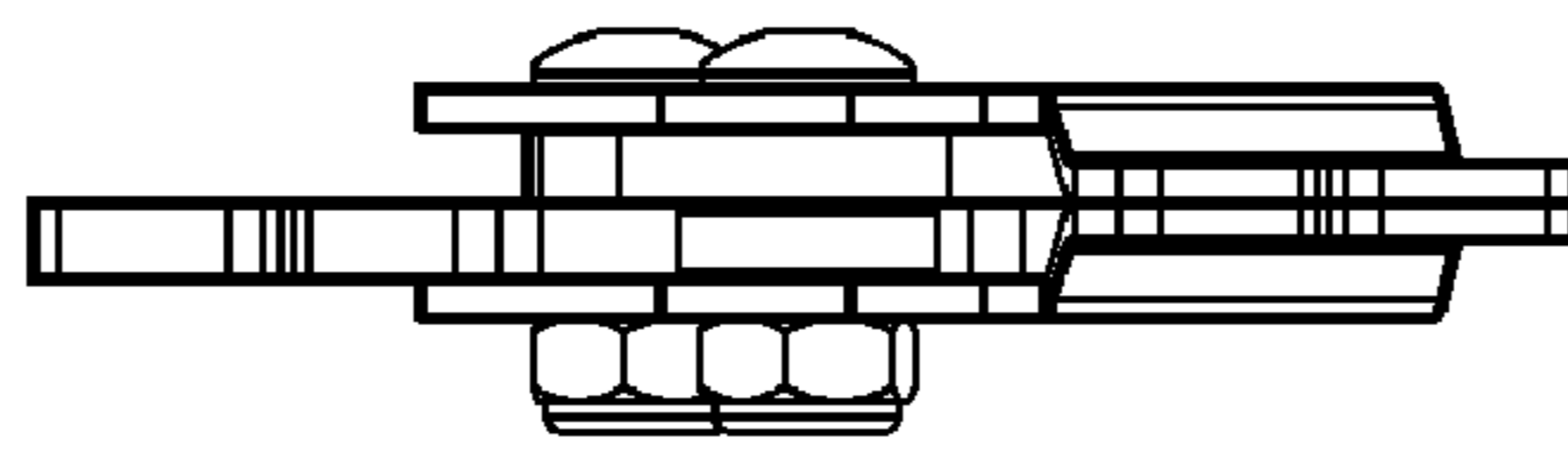


FIG. 7