



US00D634991S

(12) **United States Design Patent**
Chen

(10) **Patent No.:** **US D634,991 S**

(45) **Date of Patent:** **** Mar. 29, 2011**

(54) **CUP RACK**

(76) **Inventor:** **Fang-Yin Chen**, Lungching Village
(TW)

(**) **Term:** **14 Years**

(21) **Appl. No.:** **29/311,311**

(22) **Filed:** **Feb. 18, 2009**

(51) **LOC (9) Cl.** **07-06**

(52) **U.S. Cl.** **D7/704**

(58) **Field of Classification Search** D7/701-704;
D6/513, 514, 462-468; 211/41.2, 60.1, 70.1,
211/70.6, 71.01, 74, 75, 85.39, 86, 106, 119,
211/113

See application file for complete search history.

(56) **References Cited**

U.S. PATENT DOCUMENTS

3,154,196	A *	10/1964	Loska, Jr. et al.	211/41.2
D233,723	S *	11/1974	Gutierrez	D7/704
D391,122	S *	2/1998	Wu	D7/619.1
D461,987	S *	8/2002	Smith	D6/566
6,523,705	B2 *	2/2003	Henderson et al.	211/74

D502,631	S *	3/2005	Burke	D7/387
D538,608	S *	3/2007	Goodman et al.	D7/704
D610,384	S *	2/2010	Chen	D6/566
D610,385	S *	2/2010	Chen	D6/566
D625,570	S *	10/2010	Melocchi	D7/704

* cited by examiner

Primary Examiner — Charles A Rademaker

Assistant Examiner — Carissa C Fitts

(74) *Attorney, Agent, or Firm* — Rosenberg, Klein & Lee

(57) **CLAIM**

The ornamental design for a cup rack, as shown and described.

DESCRIPTION

FIG. 1 is a perspective view of a cup rack showing my new design;

FIG. 2 is a top plan view thereof;

FIG. 3 is a bottom plan view thereof;

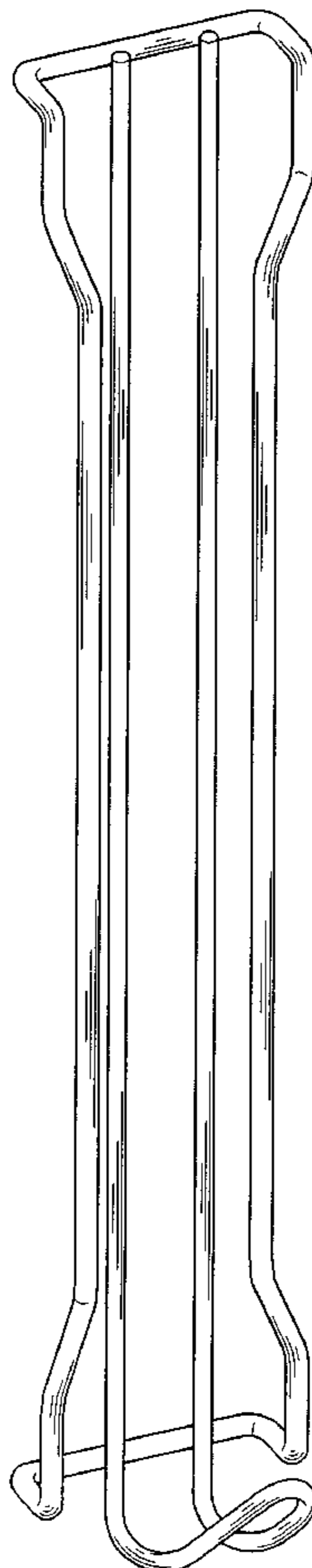
FIG. 4 is a front elevational view thereof;

FIG. 5 is a rear elevational view thereof;

FIG. 6 is a left side elevational view thereof; and,

FIG. 7 is a right side elevational view thereof.

1 Claim, 4 Drawing Sheets



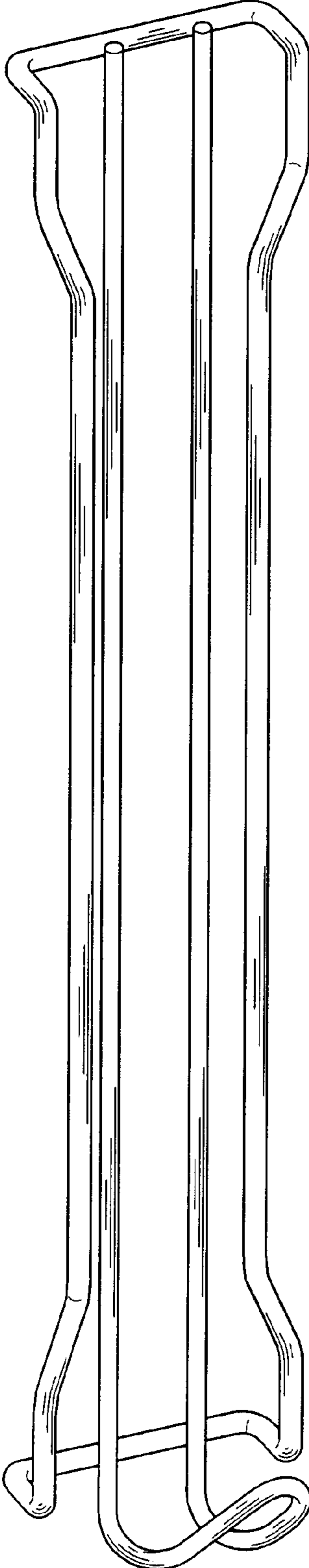


FIG. 1

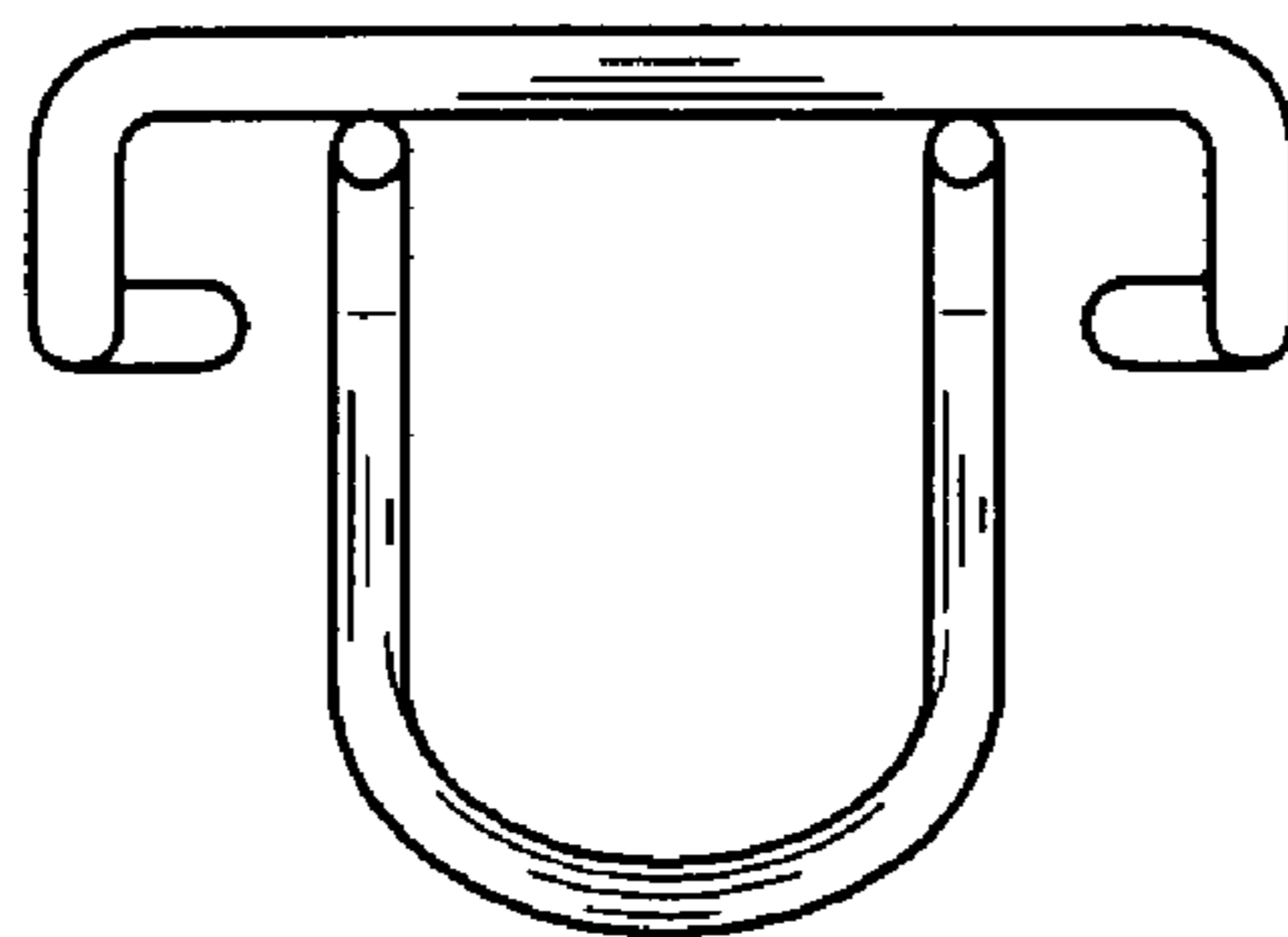


FIG. 2

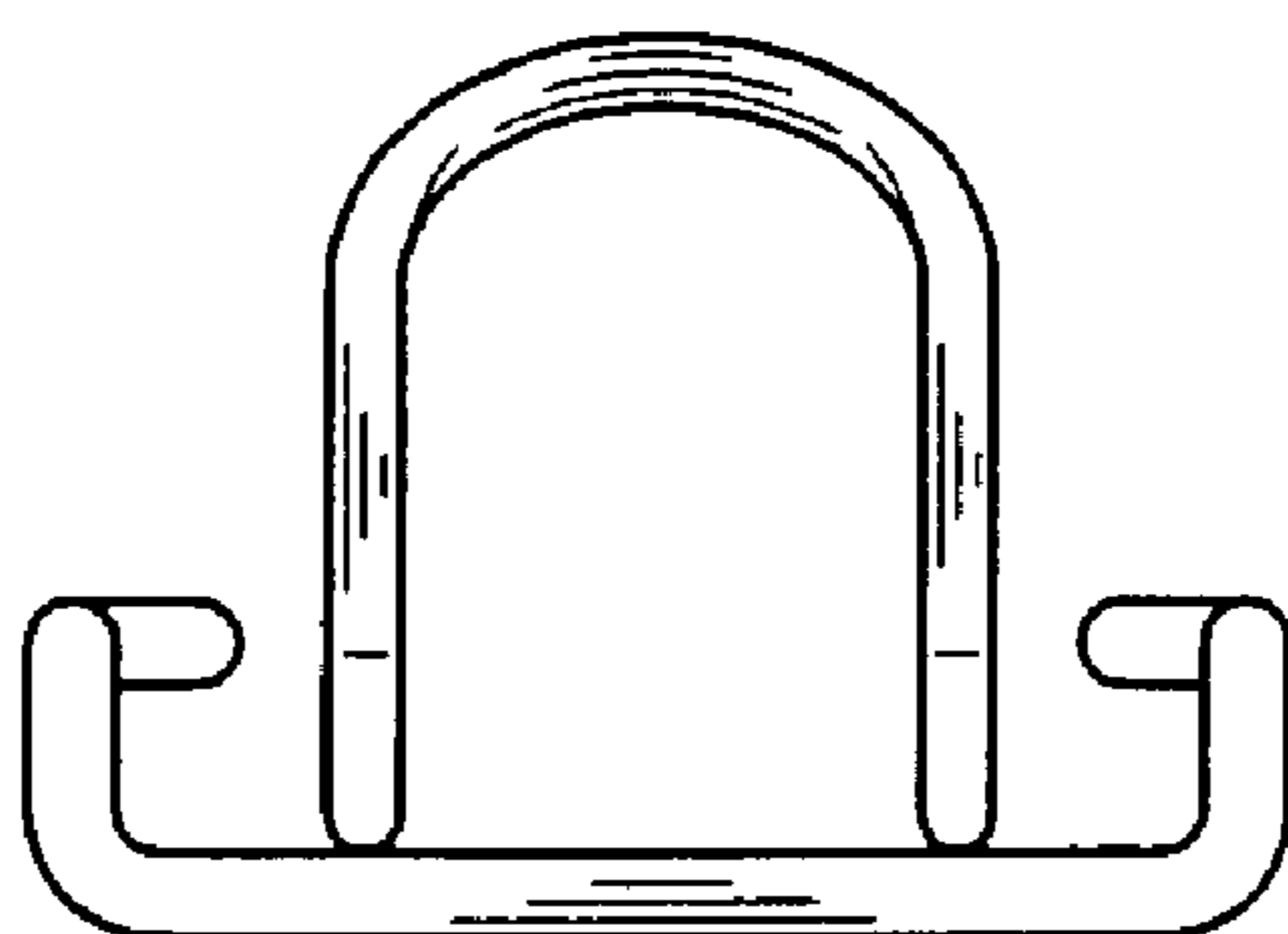


FIG. 3

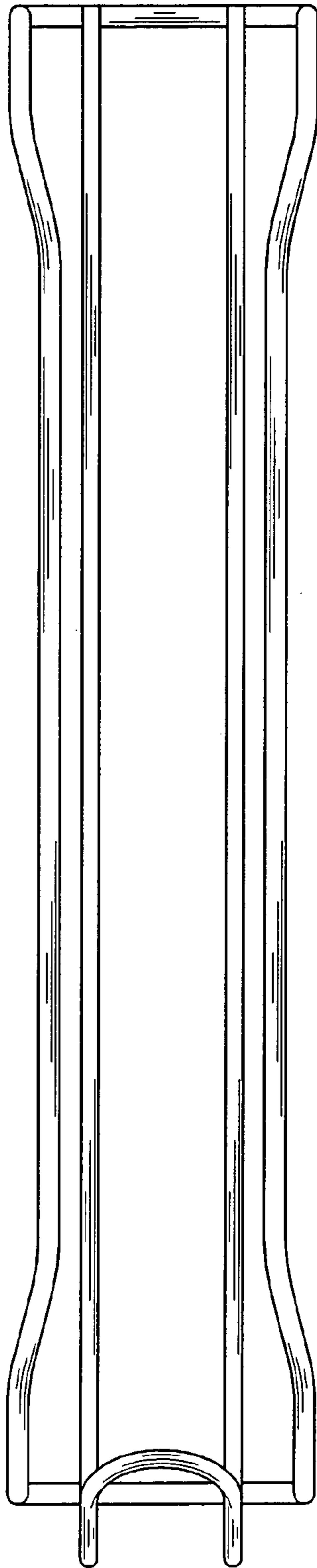


FIG. 4

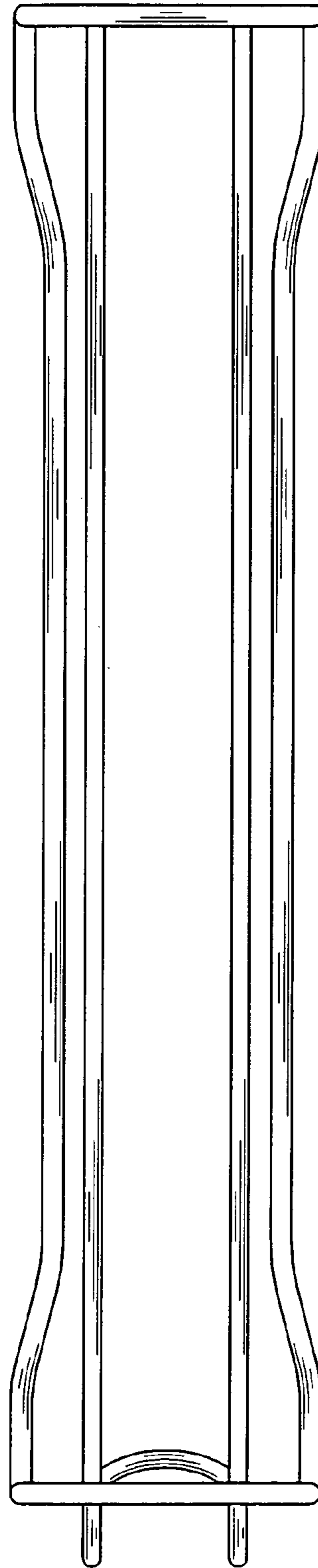


FIG. 5

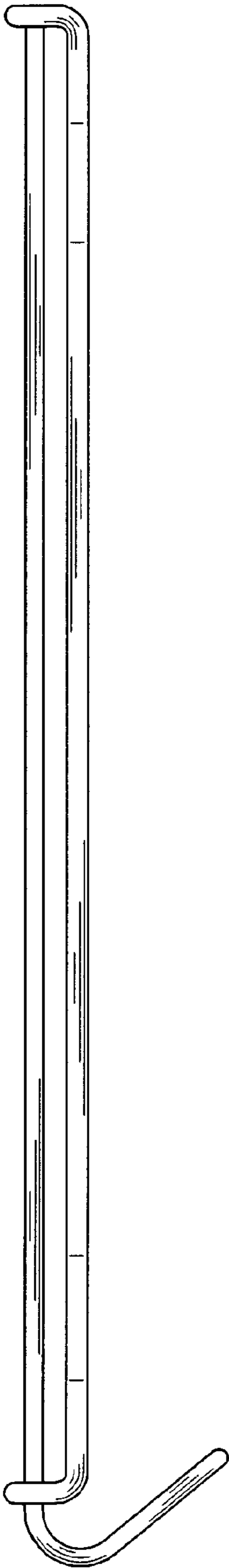


FIG. 6

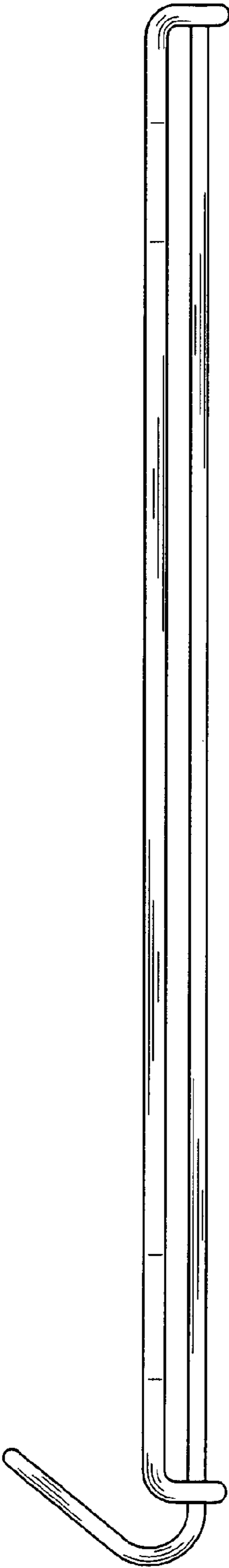


FIG. 7