



US00D634983S

(12) **United States Design Patent**  
**Chen**

(10) **Patent No.:** **US D634,983 S**

(45) **Date of Patent:** **\*\* Mar. 29, 2011**

(54) **SUPPORTER FOR HOLDING CUP-LIKE OBJECTS**

(76) Inventor: **Fang-Yin Chen**, Taichung Hsien (TW)

(\*\*) Term: **14 Years**

(21) Appl. No.: **29/355,028**

(22) Filed: **Feb. 1, 2010**

(51) **LOC (9) Cl.** ..... **07-06**

(52) **U.S. Cl.** ..... **D7/619.1; D7/701; D7/704**

(58) **Field of Classification Search** ..... D6/515,  
D6/516, 517, 566, 552, 553, 567, 535; D7/701,  
D7/704, 619.1; 206/499; 211/13.1, 49.1,  
211/59.1, 125, 181.1, 85.11, 106  
See application file for complete search history.

(56) **References Cited**

**U.S. PATENT DOCUMENTS**

D187,956 S \* 5/1960 Tribble ..... D6/566  
3,788,487 A \* 1/1974 Dawson ..... 211/49.1  
D233,120 S \* 10/1974 Dawson ..... D7/701

D382,748 S \* 8/1997 Risky ..... D6/516  
D421,356 S \* 3/2000 Wolff ..... D6/516  
D461,987 S \* 8/2002 Smith ..... D6/566  
D468,572 S \* 1/2003 Battaglia ..... D6/566  
D570,633 S \* 6/2008 Goodman et al. .... D6/566

\* cited by examiner

*Primary Examiner* — Brian N Vinson

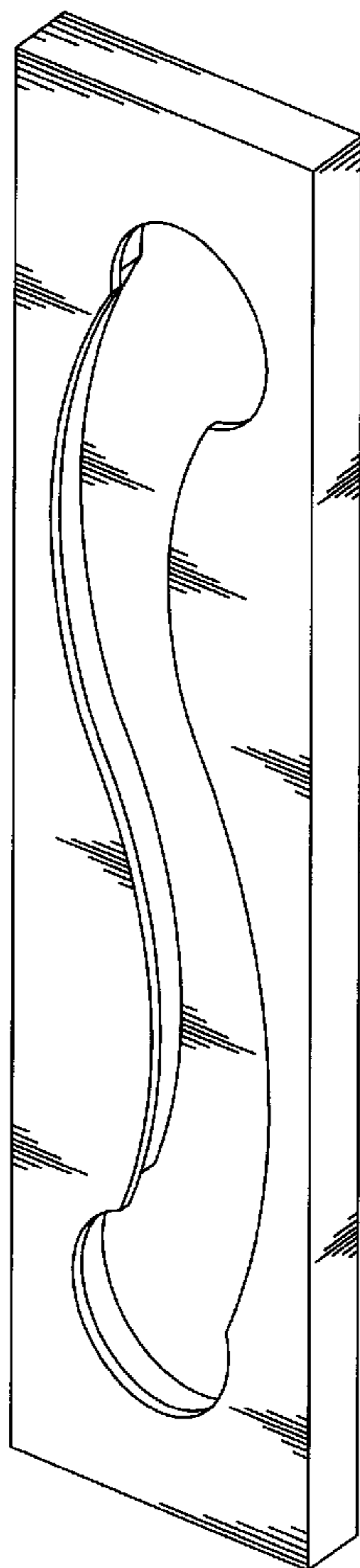
(57) **CLAIM**

The ornamental design for a supporter for holding cup-like objects, as shown and described.

**DESCRIPTION**

FIG. 1 is a perspective view of a supporter for holding cup-like objects showing my new design;  
FIG. 2 is a front elevational view thereof;  
FIG. 3 is a rear elevational view thereof;  
FIG. 4 is a left side view thereof;  
FIG. 5 is a right side view thereof;  
FIG. 6 is a top plan view thereof; and,  
FIG. 7 is a bottom plan view thereof.

**1 Claim, 4 Drawing Sheets**



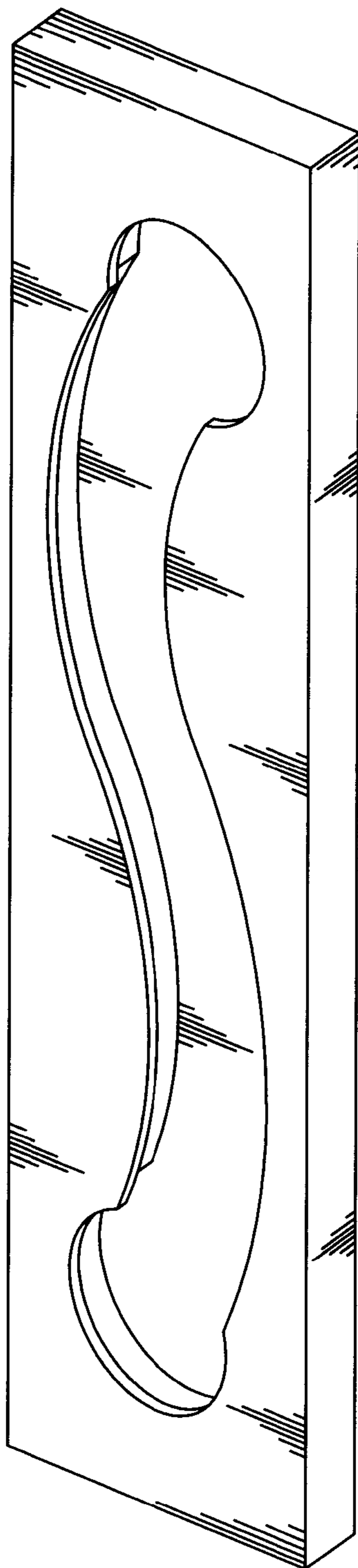


FIG. 1

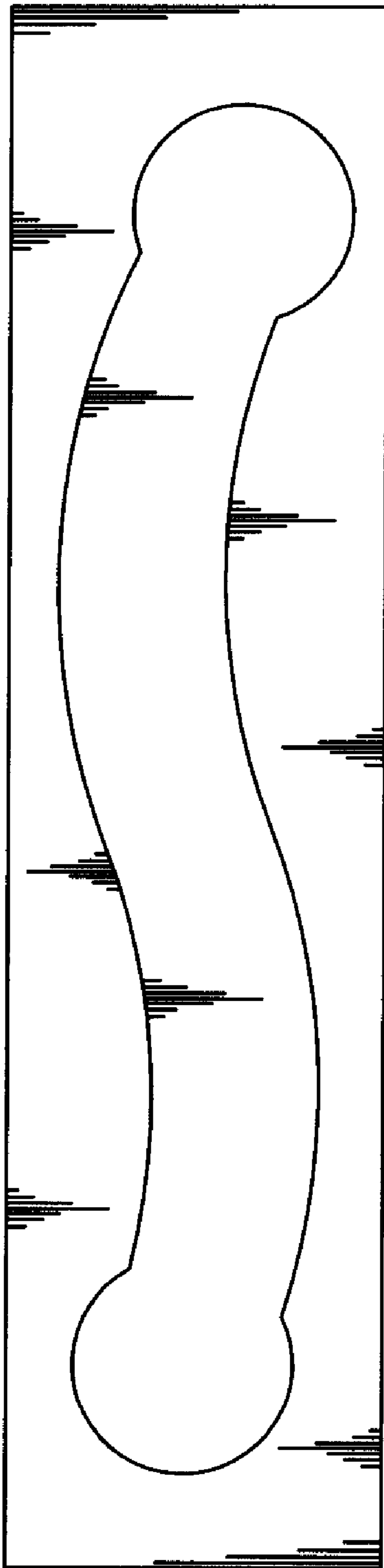


FIG. 2




FIG. 3

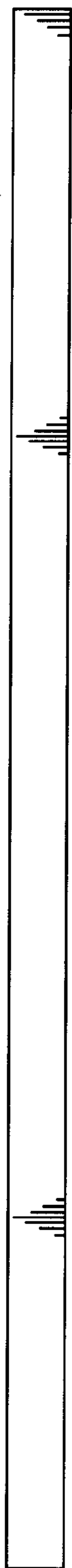


FIG. 4



FIG. 5



FIG. 6




FIG. 7