



US00D634981S

(12) **United States Design Patent**
Savarese

(10) **Patent No.:** **US D634,981 S**

(45) **Date of Patent:** **** Mar. 29, 2011**

(54) **BOTTLE CHILLER**

(76) Inventor: **Pasquale Savarese**, Smithtown, NY
(US)

(**) Term: **14 Years**

(21) Appl. No.: **29/369,411**

(22) Filed: **Sep. 8, 2010**

(51) **LOC (9) Cl.** **07-01**

(52) **U.S. Cl.** **D7/603**

(58) **Field of Classification Search** D7/603-608,
D7/619.1, 624.2, 624.1; 215/12.1, 12.2,
215/13.1, 394-396; 220/737, 739, 592.01,
220/592.09

See application file for complete search history.

(56) **References Cited**

U.S. PATENT DOCUMENTS

4,037,428 A * 7/1977 Giannotti 62/371
4,255,944 A * 3/1981 Gardner et al. 62/457.8
D290,572 S * 6/1987 Verduyn D7/603
6,237,360 B1 * 5/2001 Corona 62/457.4
RE37,213 E * 6/2001 Staggs 62/457.3

6,378,325 B1 * 4/2002 Yang 62/457.6
D458,086 S * 6/2002 Marks et al. D7/605
6,474,096 B1 * 11/2002 de la Guardia 62/457.3
D490,274 S * 5/2004 Irvine D7/603
2003/0010054 A1 * 1/2003 Esch et al. 62/354
2006/0060592 A1 * 3/2006 Kamite 220/737

* cited by examiner

Primary Examiner — Terry A Wallace

(74) *Attorney, Agent, or Firm* — Carter, DeLuca, Farrell &
Schmidt, LLP


(57) **CLAIM**

The ornamental design for a combined champagne and wine bottle chiller, as shown and described.

DESCRIPTION

FIG. 1 is a front right perspective view illustrating my new design for a combined champagne and wine bottle chiller; FIG. 2 is a front view thereof; FIG. 3 is a top view thereof; FIG. 4 is a bottom view thereof; and, FIG. 5 is a front perspective view partially showing the outer container.

1 Claim, 4 Drawing Sheets



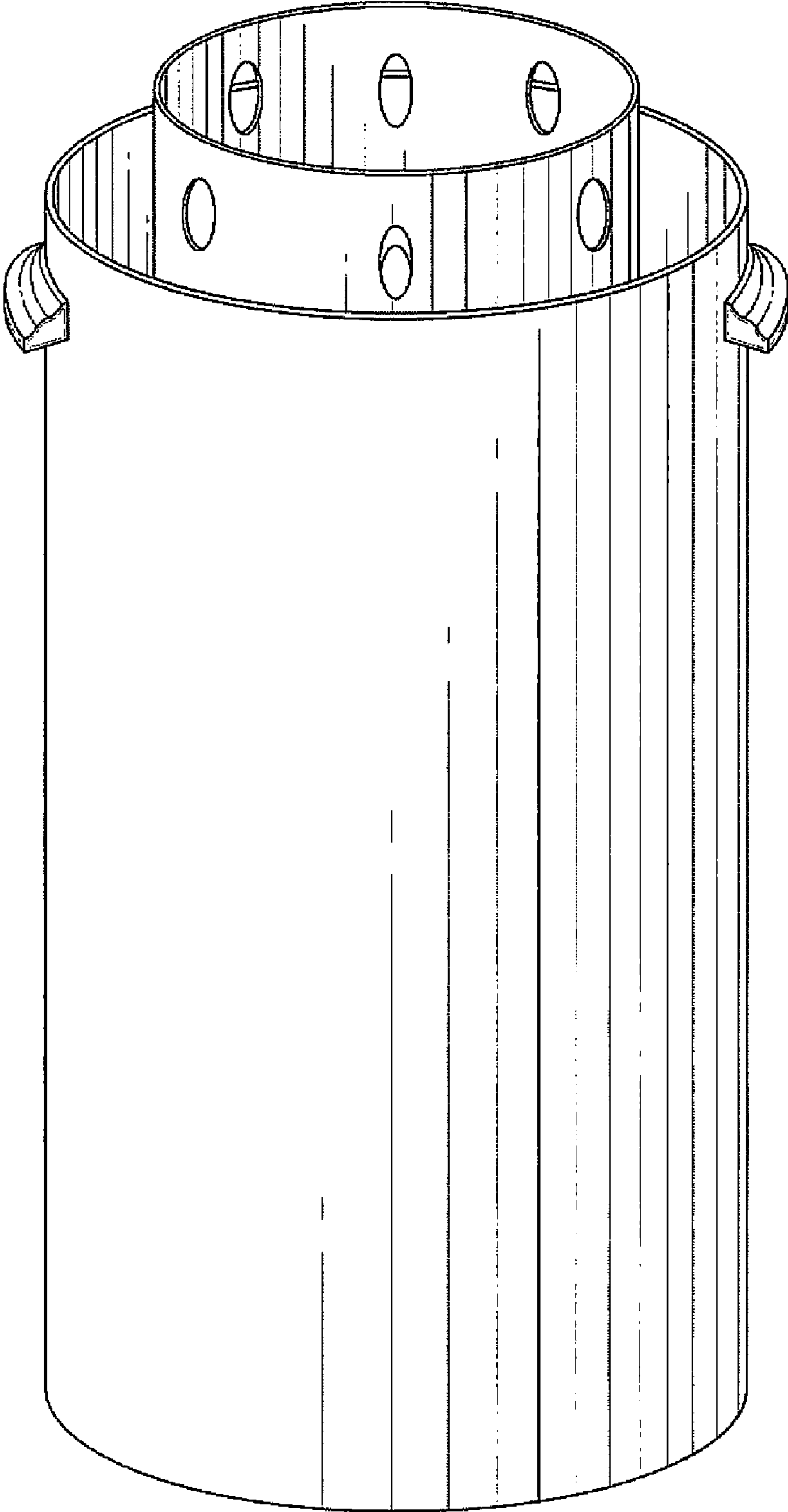


FIG. 1




FIG. 2

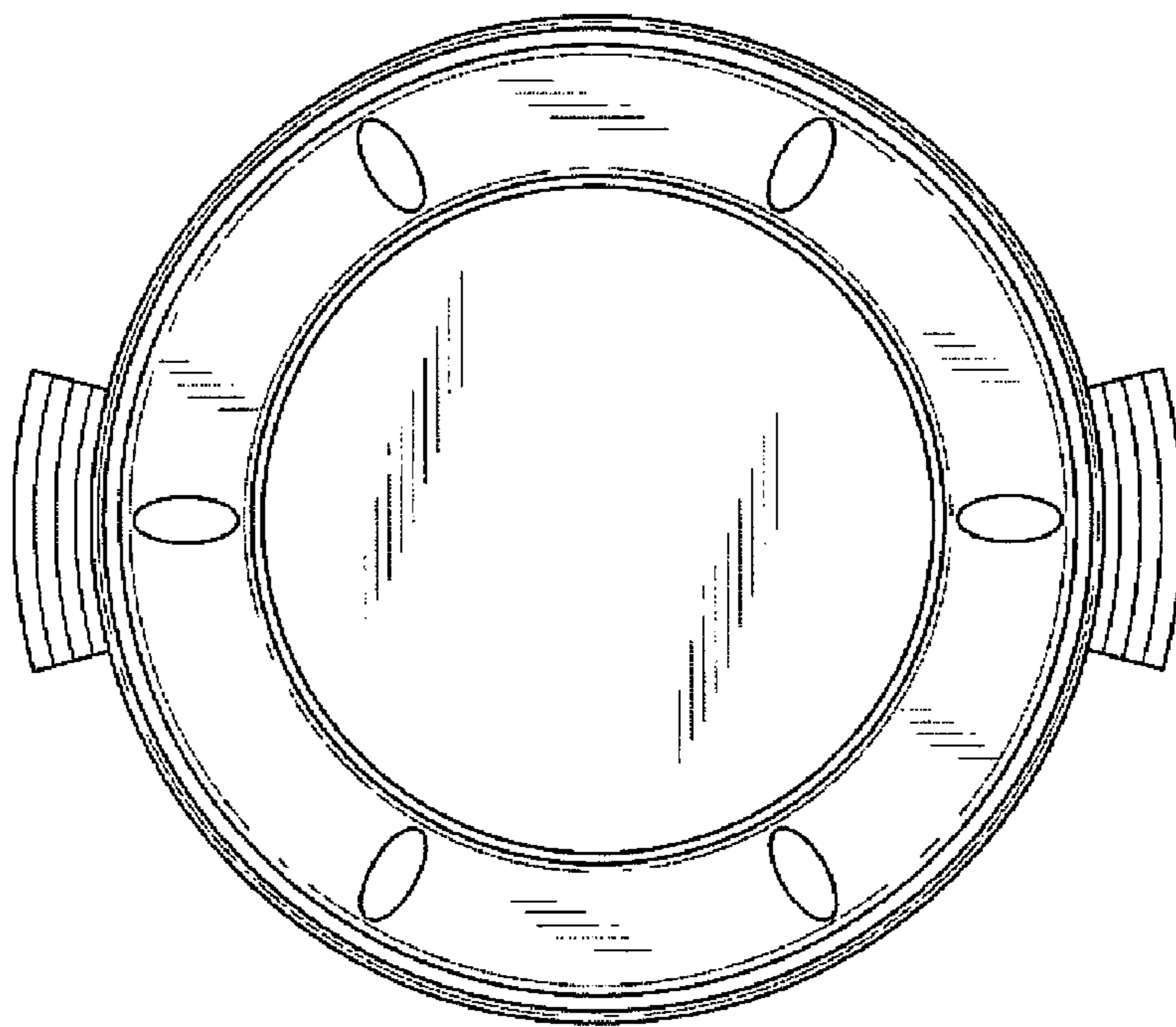


FIG. 3

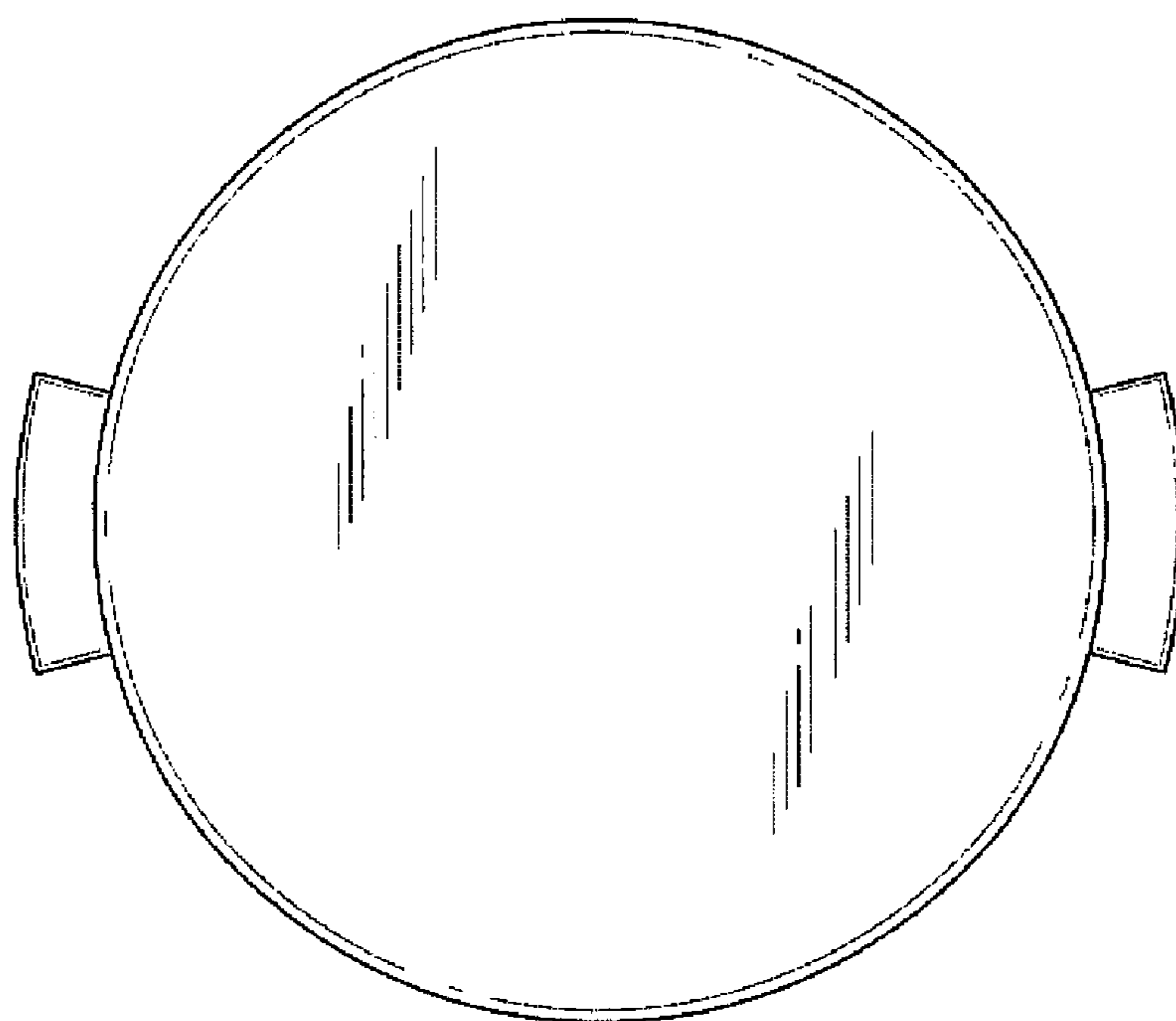


FIG. 4

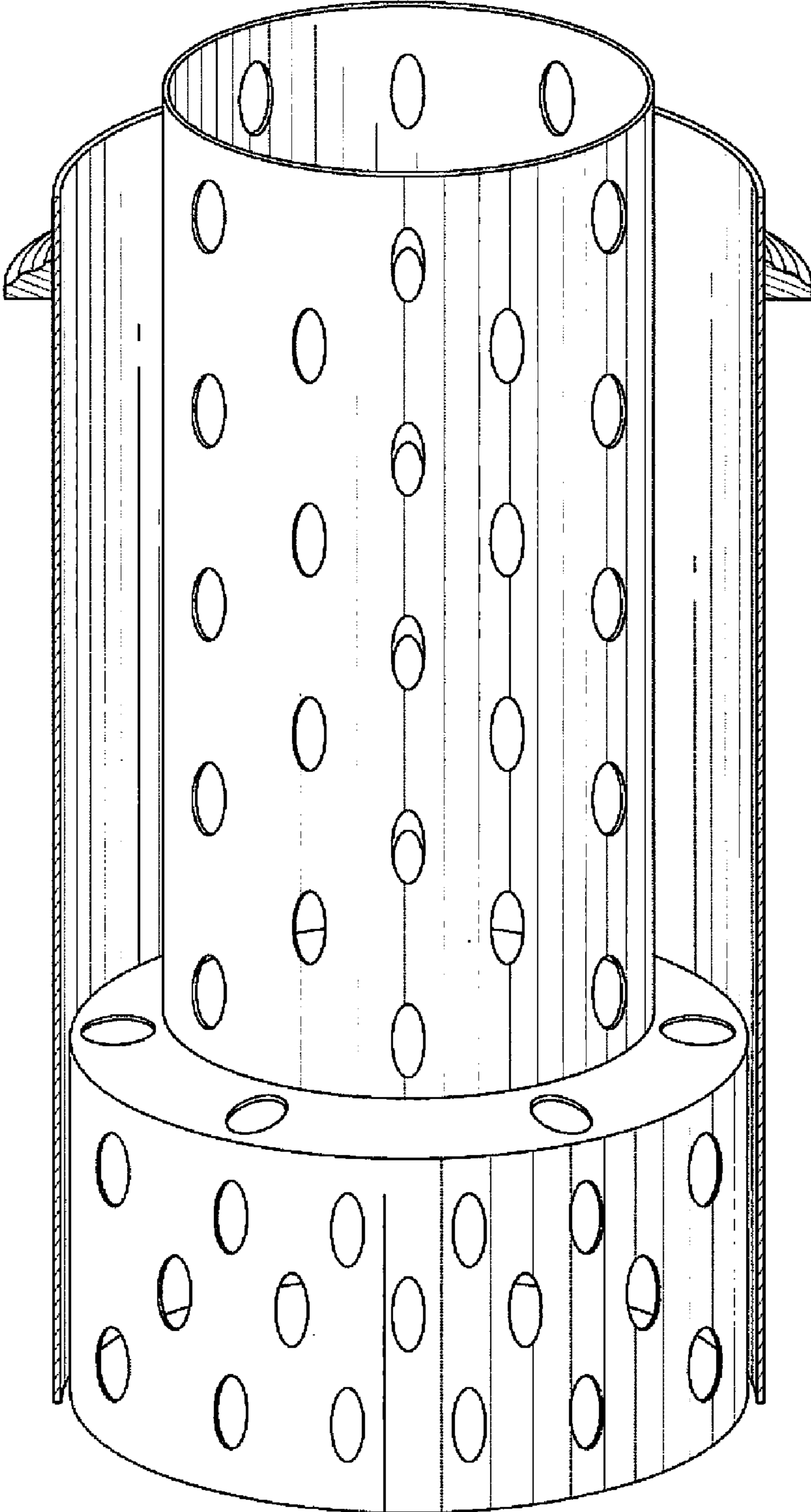


FIG. 5