



US00D634980S

(12) **United States Design Patent**
Goodman et al.

(10) **Patent No.:** **US D634,980 S**
(45) **Date of Patent:** **** Mar. 29, 2011**

(54) **BANANA HOLDER**

(75) Inventors: **Sheldon H. Goodman**, Solon, OH (US);
Omer I. Sazir, Cleveland, OH (US);
Elizabeth A. Cho, Strongsville, OH
(US)

(73) Assignee: **Spectrum Diversified Designs, Inc.**,
Streetsboro, OH (US)

(**) Term: **14 Years**

(21) Appl. No.: **29/367,893**

(22) Filed: **Aug. 14, 2010**

(51) **LOC (9) Cl.** **07-06**

(52) **U.S. Cl.** **D7/601**

(58) **Field of Classification Search** D7/601,
D7/600.1-600.4, 368, 669, 701, 704; D6/449,
D6/462, 466, 546; 211/13.1, 85.4, 181.1;
248/116, 176.1, 125.1, 121, 175
See application file for complete search history.

(56) **References Cited**

U.S. PATENT DOCUMENTS

2,926,875 A * 3/1960 Hoyer 248/121
4,936,466 A * 6/1990 Nava 248/176.1
D385,751 S * 11/1997 Hollinger D7/601

D404,973 S * 2/1999 Goodman et al. D7/601
D479,099 S * 9/2003 Ancona D7/601
D481,265 S * 10/2003 Ancona D7/601
D524,111 S * 7/2006 Goodman et al. D7/601
D533,750 S * 12/2006 Goodman et al. D7/601
D538,109 S * 3/2007 Goodman et al. D7/601

* cited by examiner

Primary Examiner — Terry A Wallace

(74) *Attorney, Agent, or Firm* — Pearne & Gordon LLP

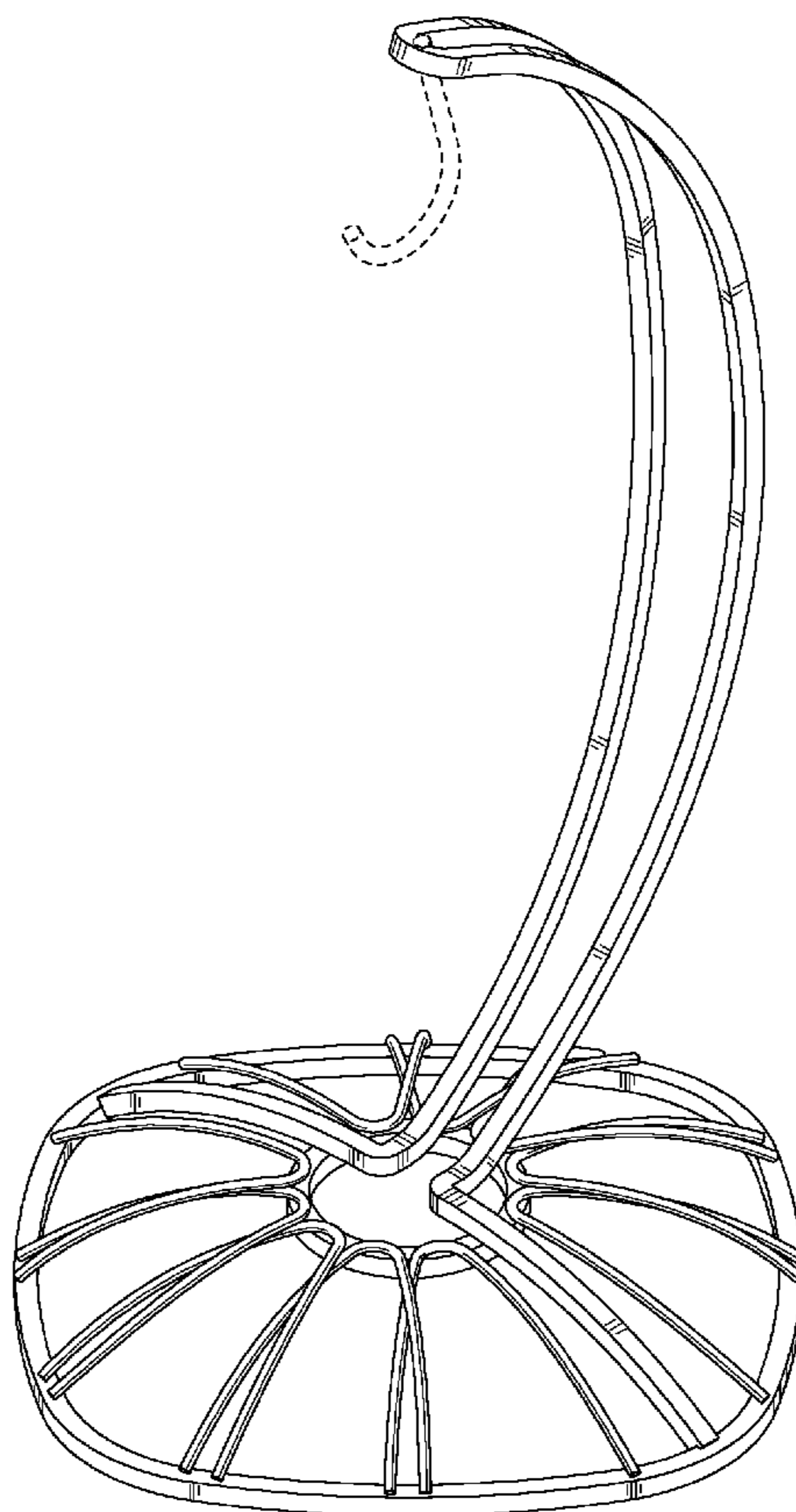
(57) **CLAIM**

The ornamental design for a banana holder, as shown and described.

DESCRIPTION

FIG. 1 is a perspective view of a banana holder showing our new design;
FIG. 2 is a top plan view thereof;
FIG. 3 is a bottom plan view thereof;
FIG. 4 is a front elevational view thereof; and,
FIG. 5 is a right side elevational view thereof, the left side elevational view being a mirror image.
The dotted-line showing in the drawings illustrates environmental matter and forms no part of the claimed design.

1 Claim, 2 Drawing Sheets



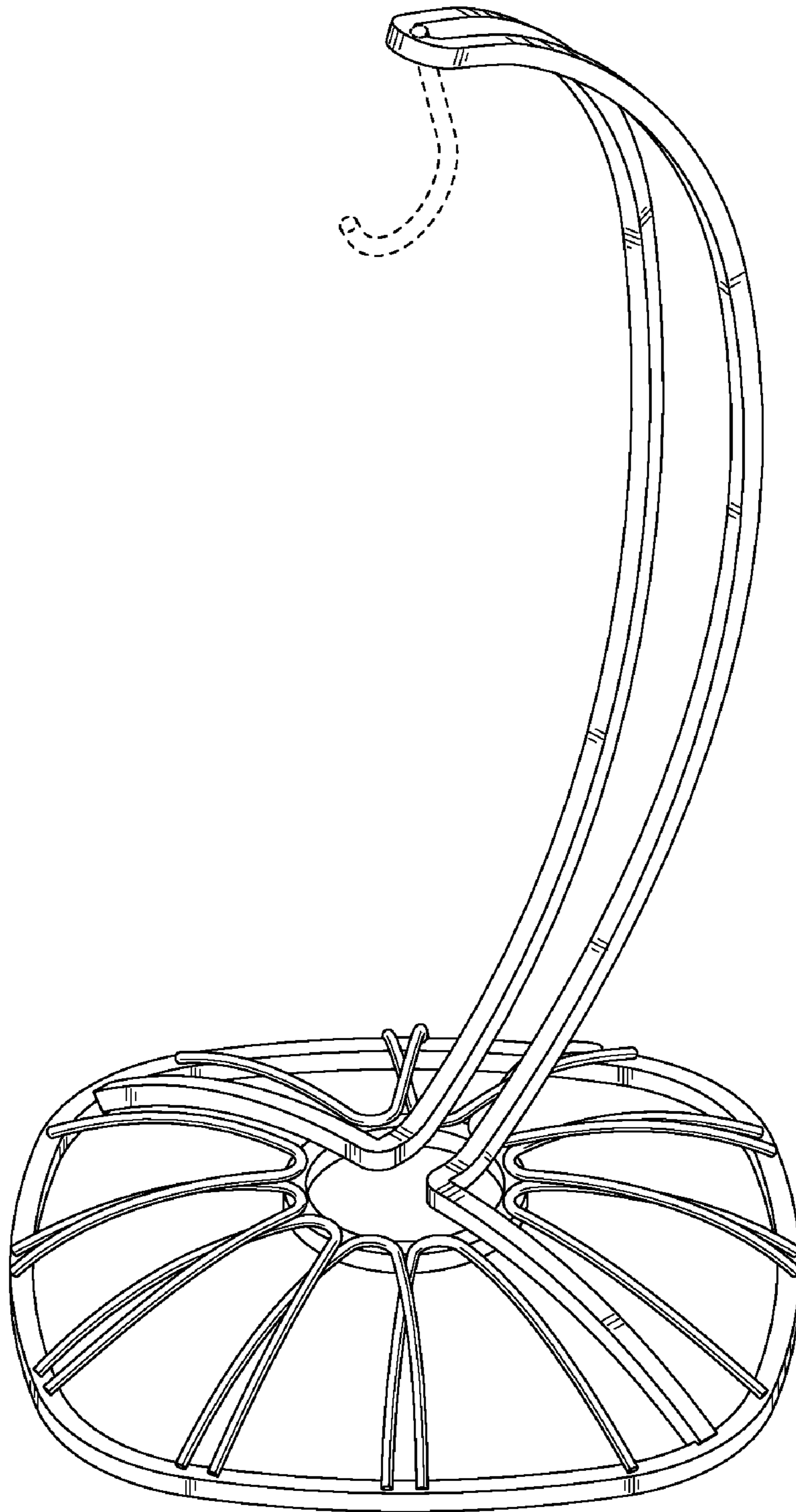


FIG. 1

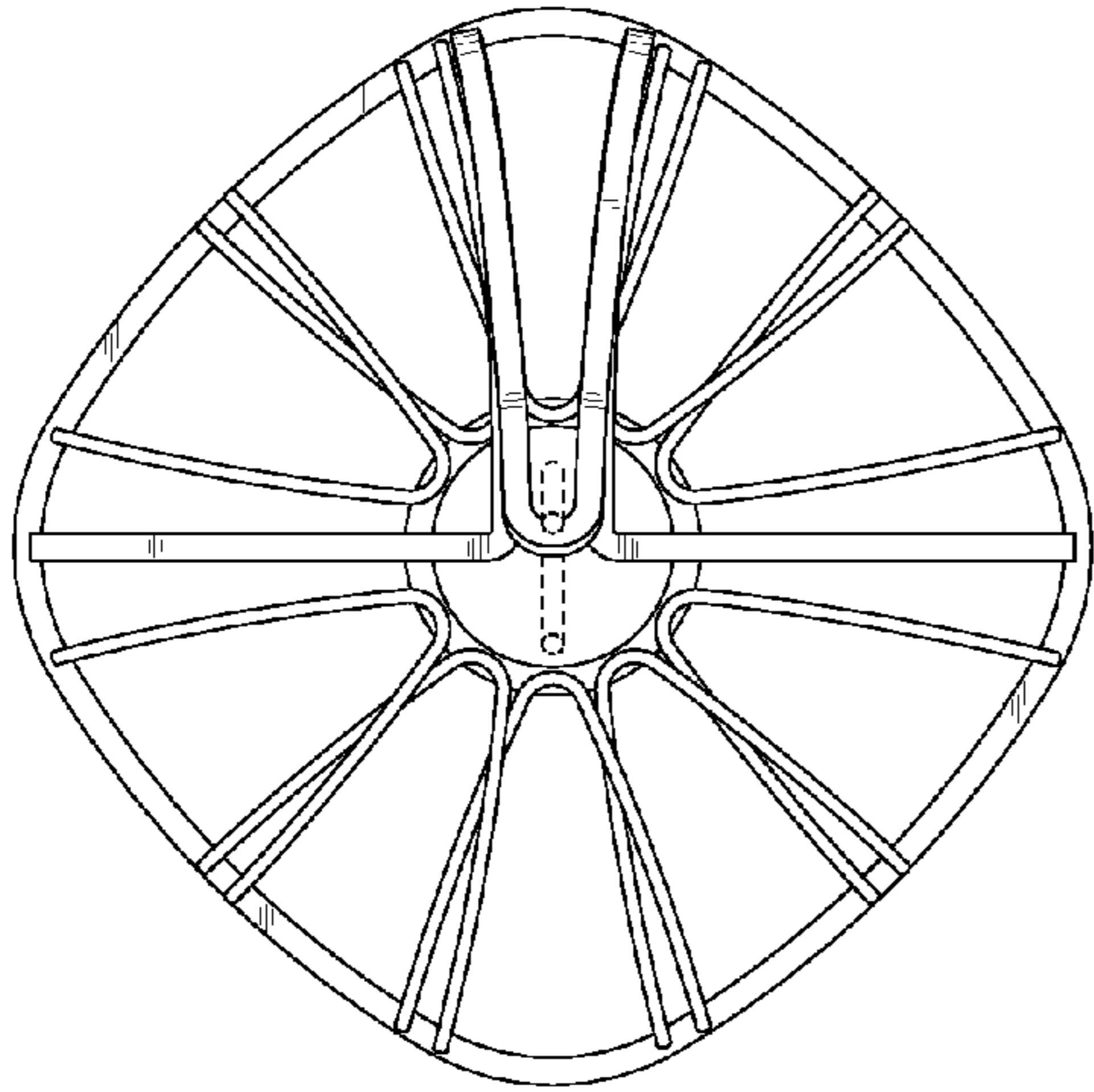


FIG. 2




FIG. 3

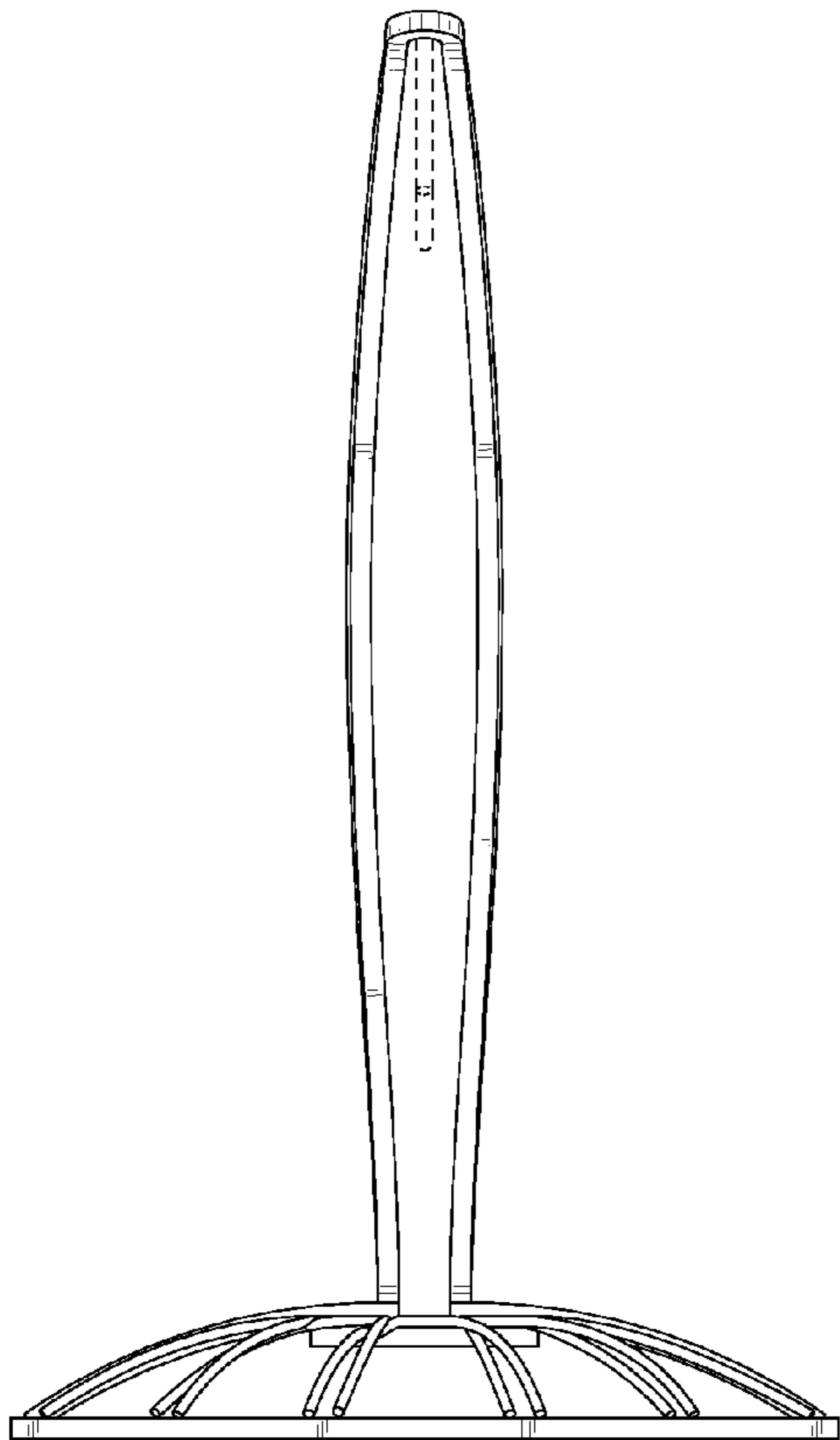


FIG. 4

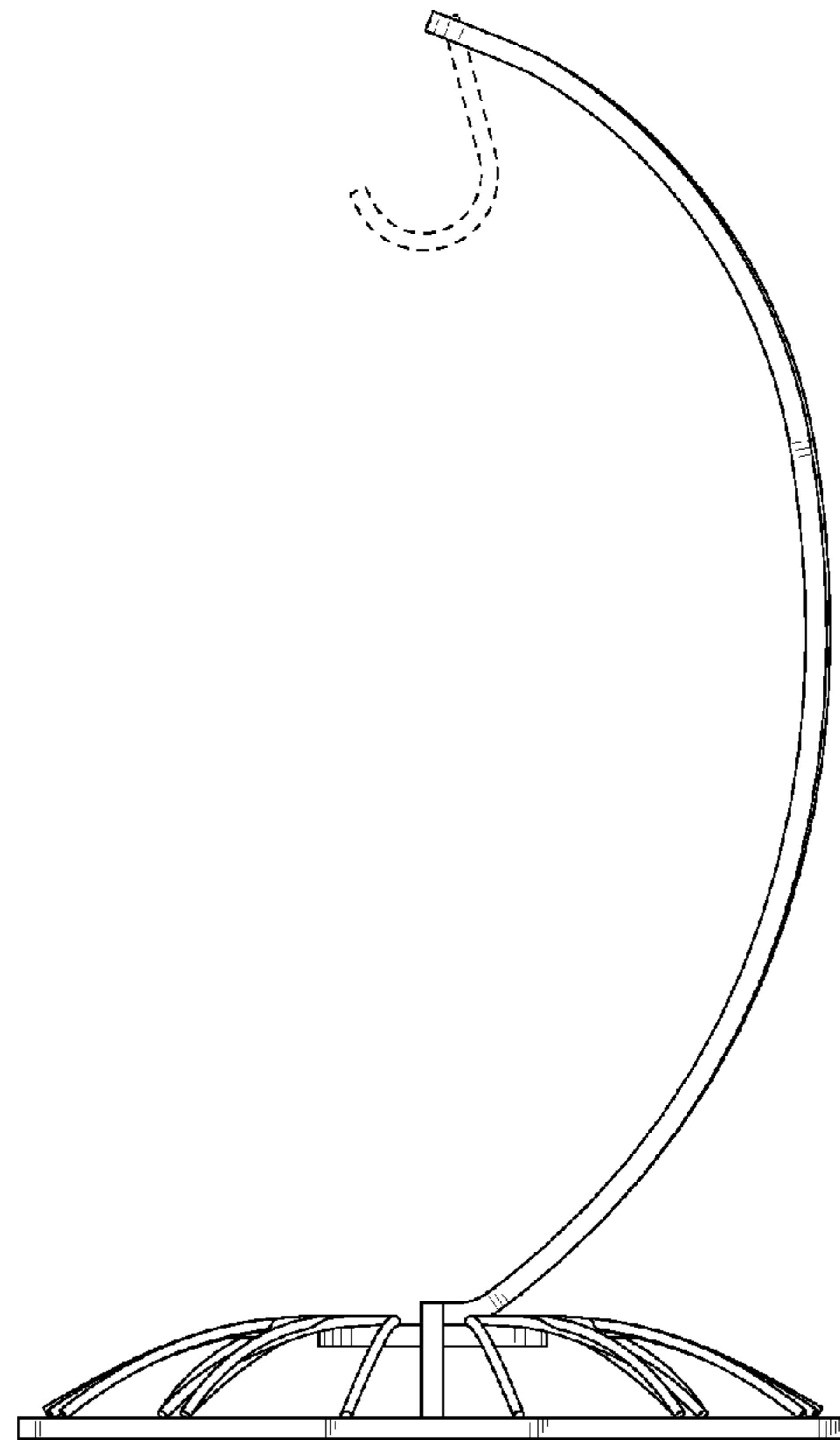


FIG. 5