



US00D634976S

(12) **United States Design Patent**
He et al.

(10) **Patent No.:** **US D634,976 S**
(45) **Date of Patent:** **** Mar. 29, 2011**

(54) **CURVED FLATWARE SET**
(75) Inventors: **Wei He**, Shanghai (CN); **Xin Quan Ho**,
Tianjin (CN)
(73) Assignee: **China Direct International**
Corporation, Edison, NJ (US)

D391,454 S * 3/1998 Iacovelli D7/653
D393,781 S * 4/1998 Iacovelli D7/653
D398,476 S * 9/1998 Stokes D7/401.2
D474,079 S * 5/2003 Hanners et al. D7/645
D489,943 S * 5/2004 Shane-Schuldt D7/653
D501,627 S * 2/2005 Poupel D7/401.2
D623,907 S * 9/2010 Lenge D7/650

* cited by examiner

(**) Term: **14 Years**

Primary Examiner — Ricky Pham

(21) Appl. No.: **29/377,128**

(74) *Attorney, Agent, or Firm* — Todd A. Serbin; Michael A. Mann; Nexsen Pruet, LLC

(22) Filed: **Oct. 18, 2010**

(57) **CLAIM**

(51) **LOC (9) Cl.** **07-02**

The ornamental design for a curved flatware set, as shown and described.

(52) **U.S. Cl.** **D7/401.2; D7/642; D7/653**

(58) **Field of Classification Search** D7/368,
D7/395, 401.2, 642–654, 660–664, 669, 675–676,
D7/683, 688–692, 695–696; 30/137, 141–143,
30/147–150, 322–327, 329, 340, 342–344;
416/70 R

DESCRIPTION

See application file for complete search history.

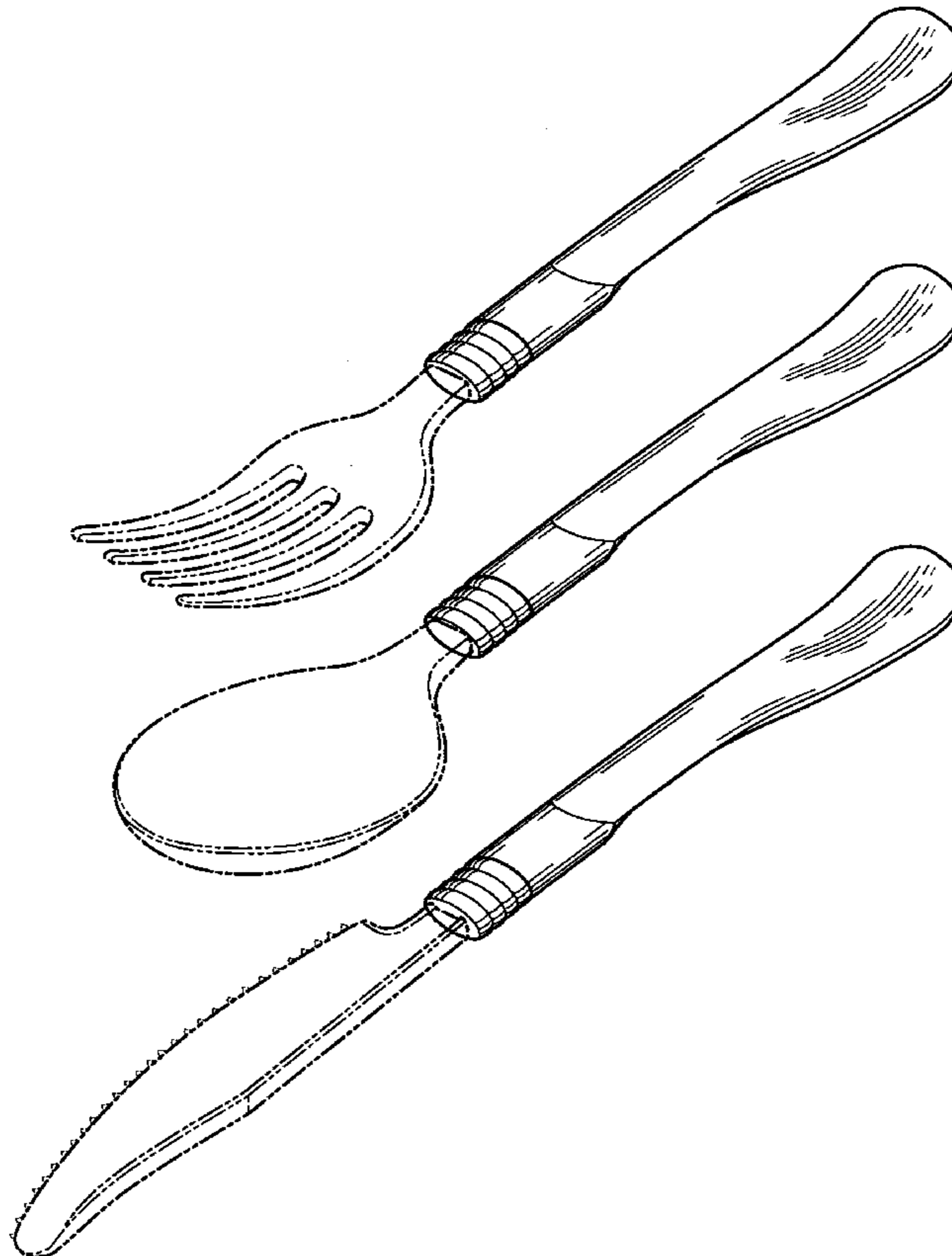
FIG. 1 is a top perspective view of the design with broken lines showing fork, spoon and knife heads for the purpose of illustrating environmental structure which forms no part of the claimed design;
FIG. 2 is a top view thereof;
FIG. 3 is a bottom view thereof;
FIG. 4 is a right side view thereof;
FIG. 5 is a left side view thereof;
FIG. 6 is a rear view thereof, looking at the design from a side opposite the shown environmental structure; and,
FIG. 7 is a front view thereof.

(56) **References Cited**

U.S. PATENT DOCUMENTS

D140,264 S * 2/1945 Farber D7/647
D140,274 S * 2/1945 Farber D7/653
D347,770 S * 6/1994 Gong D7/653
D385,754 S * 11/1997 Schuldt D7/653
D387,954 S * 12/1997 DeBrady D7/645
D391,453 S * 3/1998 Iacovelli D7/650

1 Claim, 5 Drawing Sheets



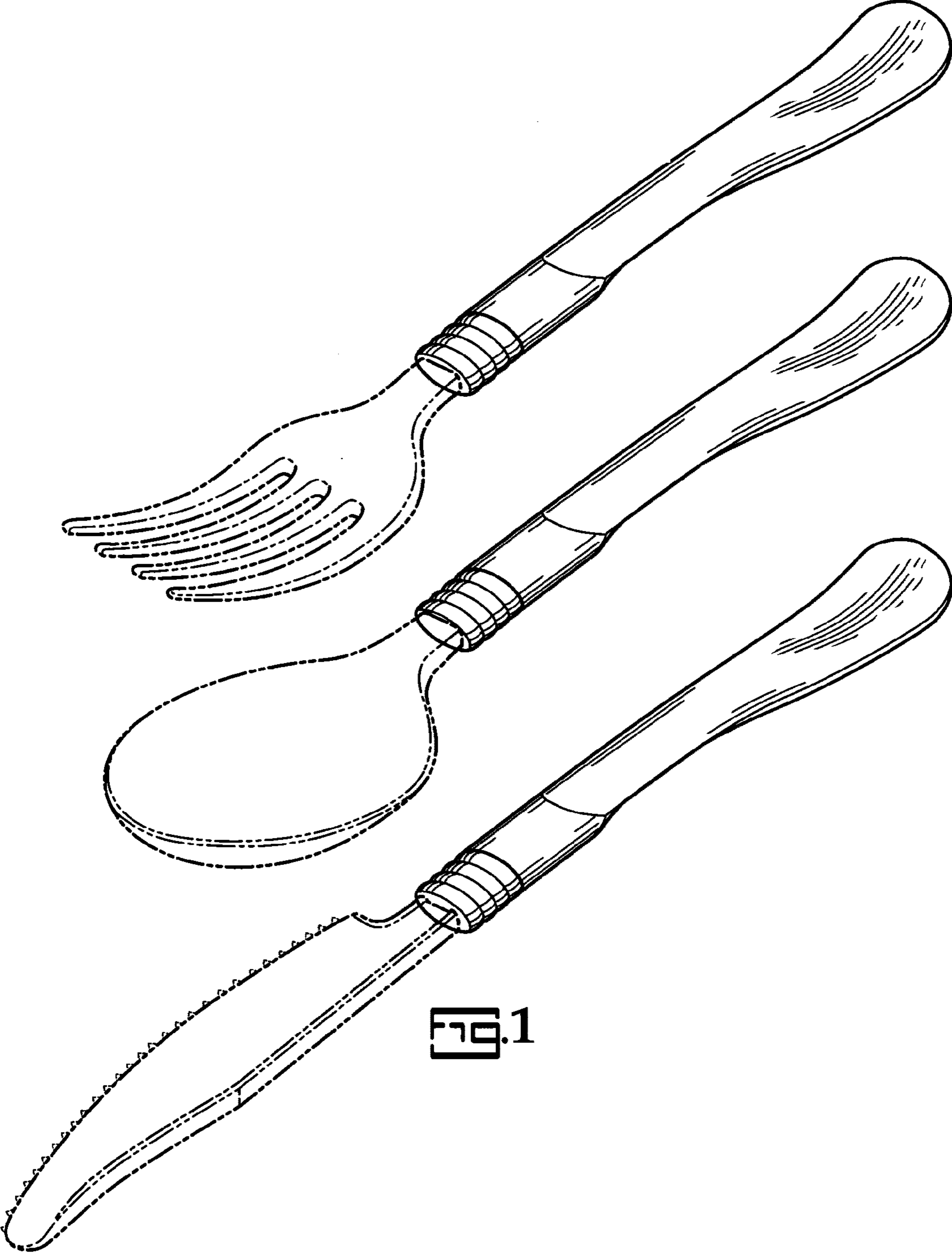


FIG. 1




FIG. 2

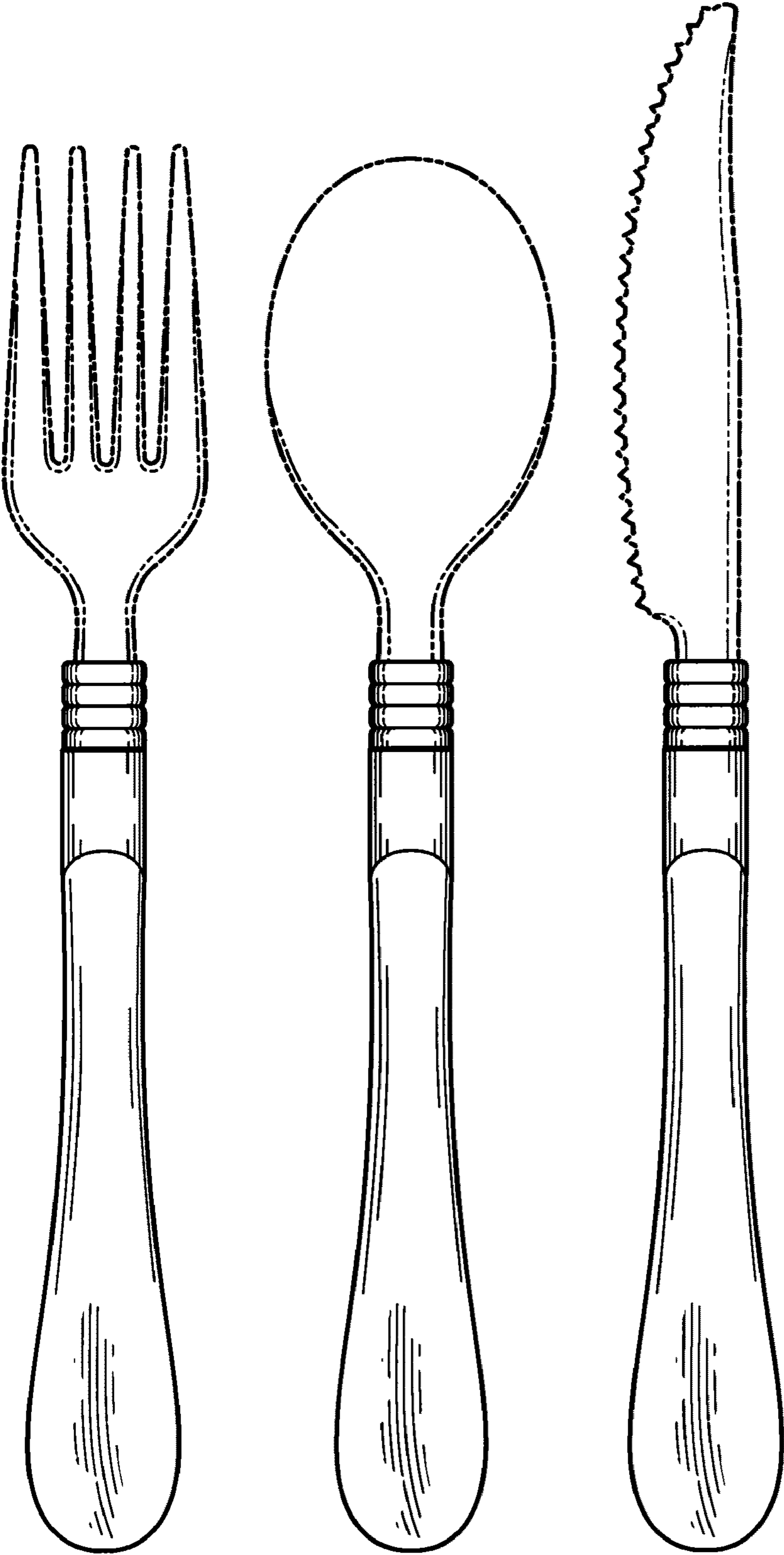


FIG. 3

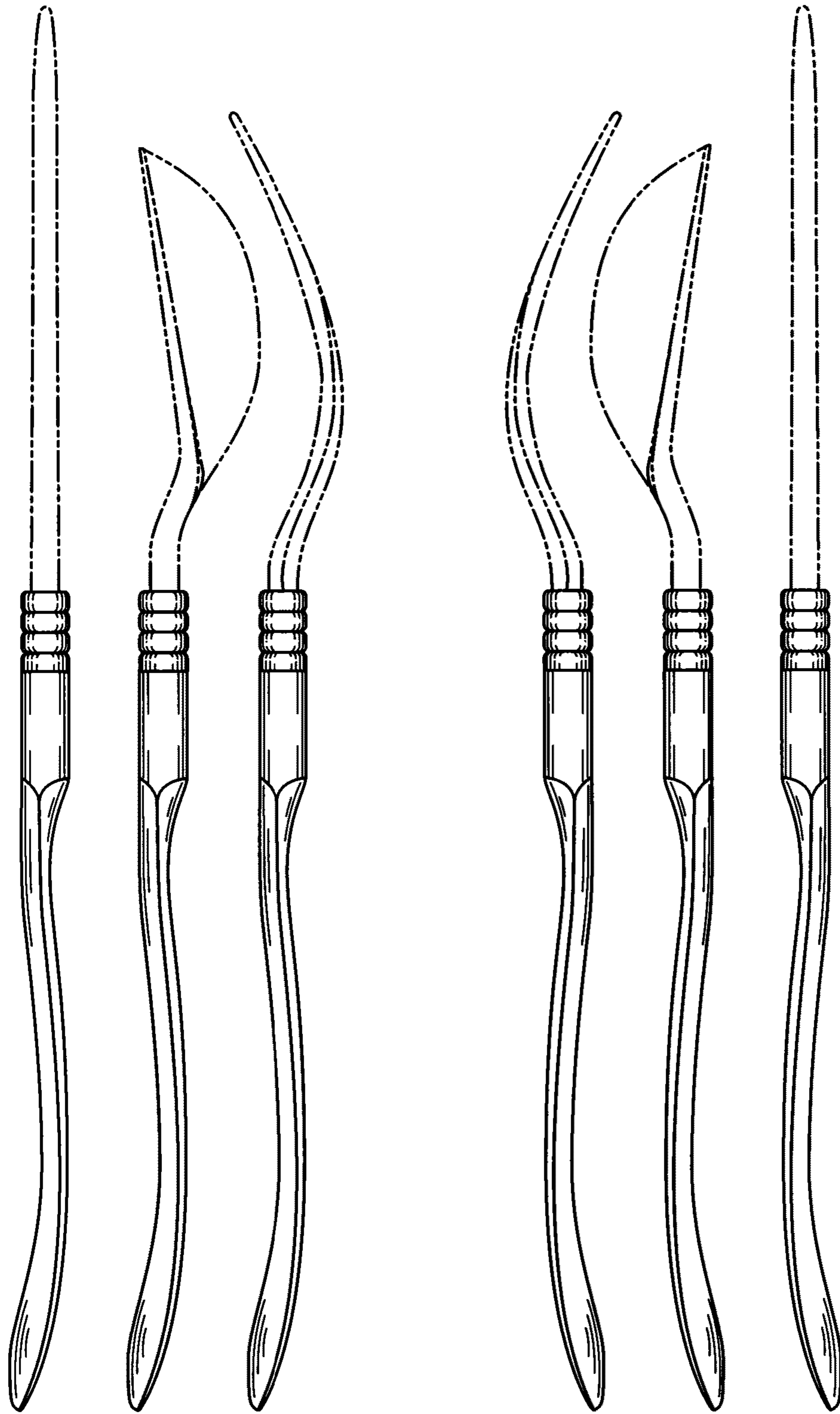


Fig. 4

Fig. 5

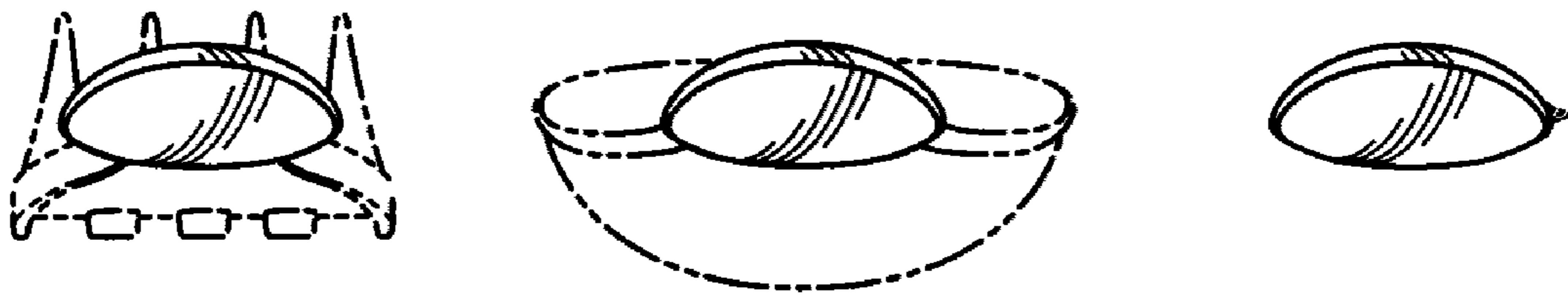


FIG. 6

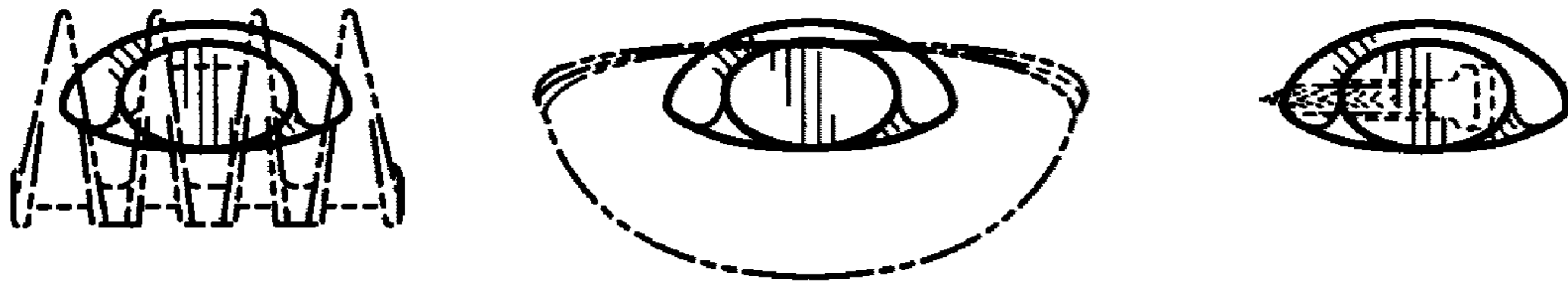


FIG. 7