



US00D634961S

(12) **United States Design Patent**  
**Lowery**

(10) **Patent No.:** **US D634,961 S**

(45) **Date of Patent:** **\*\* Mar. 29, 2011**

(54) **PILLOW**

(76) Inventor: **William T. Lowery**, Troy, AL (US)

(\*\*) Term: **14 Years**

(21) Appl. No.: **29/362,789**

(22) Filed: **May 31, 2010**

(51) **LOC (9) Cl.** ..... **06-09**

(52) **U.S. Cl.** ..... **D6/601**

(58) **Field of Classification Search** ..... D6/595-601,  
D6/604, 606; 5/630, 632, 633, 636, 639,  
5/640, 642, 644-646, 653-655, 655.3, 655.9,  
5/656, 657.5; D12/271; D21/803; D24/183;  
D30/118; 428/156, 158

See application file for complete search history.

(56) **References Cited**

**U.S. PATENT DOCUMENTS**

3,296,634 A \* 1/1967 Rusnak ..... 5/639  
3,648,308 A \* 3/1972 Greenawalt ..... 5/632  
4,200,942 A \* 5/1980 Case ..... 5/655.3

5,266,378 A \* 11/1993 Stephenson et al. .... 428/156  
D433,660 S \* 11/2000 Hough ..... D12/217  
D456,659 S \* 5/2002 Landvik ..... D6/601

\* cited by examiner

*Primary Examiner* — Mary Ann Calabrese

(74) *Attorney, Agent, or Firm* — QuickPatents, Inc.; Kevin Prince

(57) **CLAIM**

What is claimed is the ornamental design for a pillow, as shown and described.

**DESCRIPTION**

FIG. 1 is a perspective view of a pillow, showing the new design;

FIG. 2 is a front elevational view thereof;

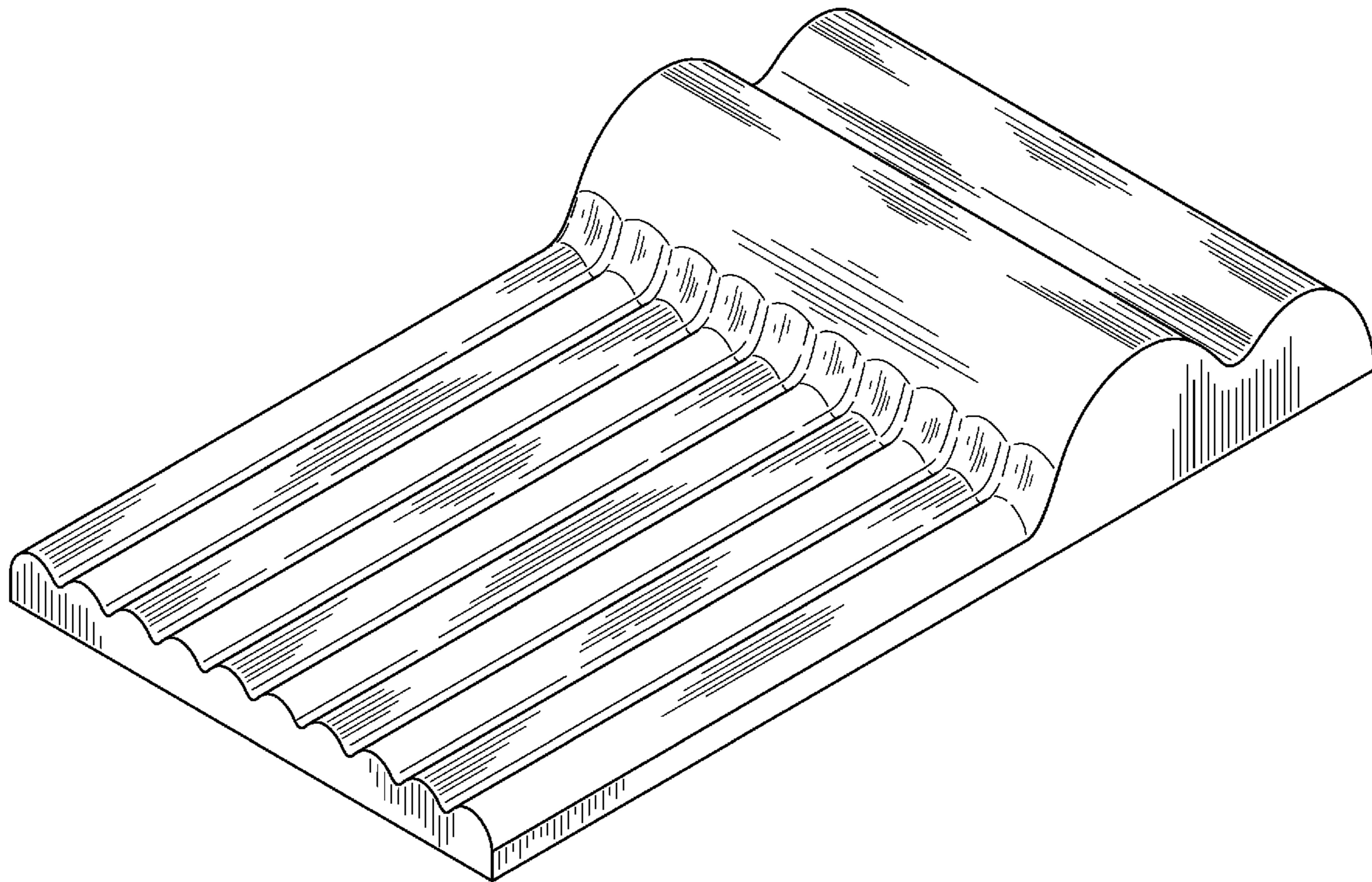
FIG. 3 is a rear elevational view thereof;

FIG. 4 is a right-side elevational view thereof, the left-side elevational view being a mirror image thereof;

FIG. 5 is a top plan view thereof; and,

FIG. 6 is a bottom plan view thereof.

**1 Claim, 5 Drawing Sheets**



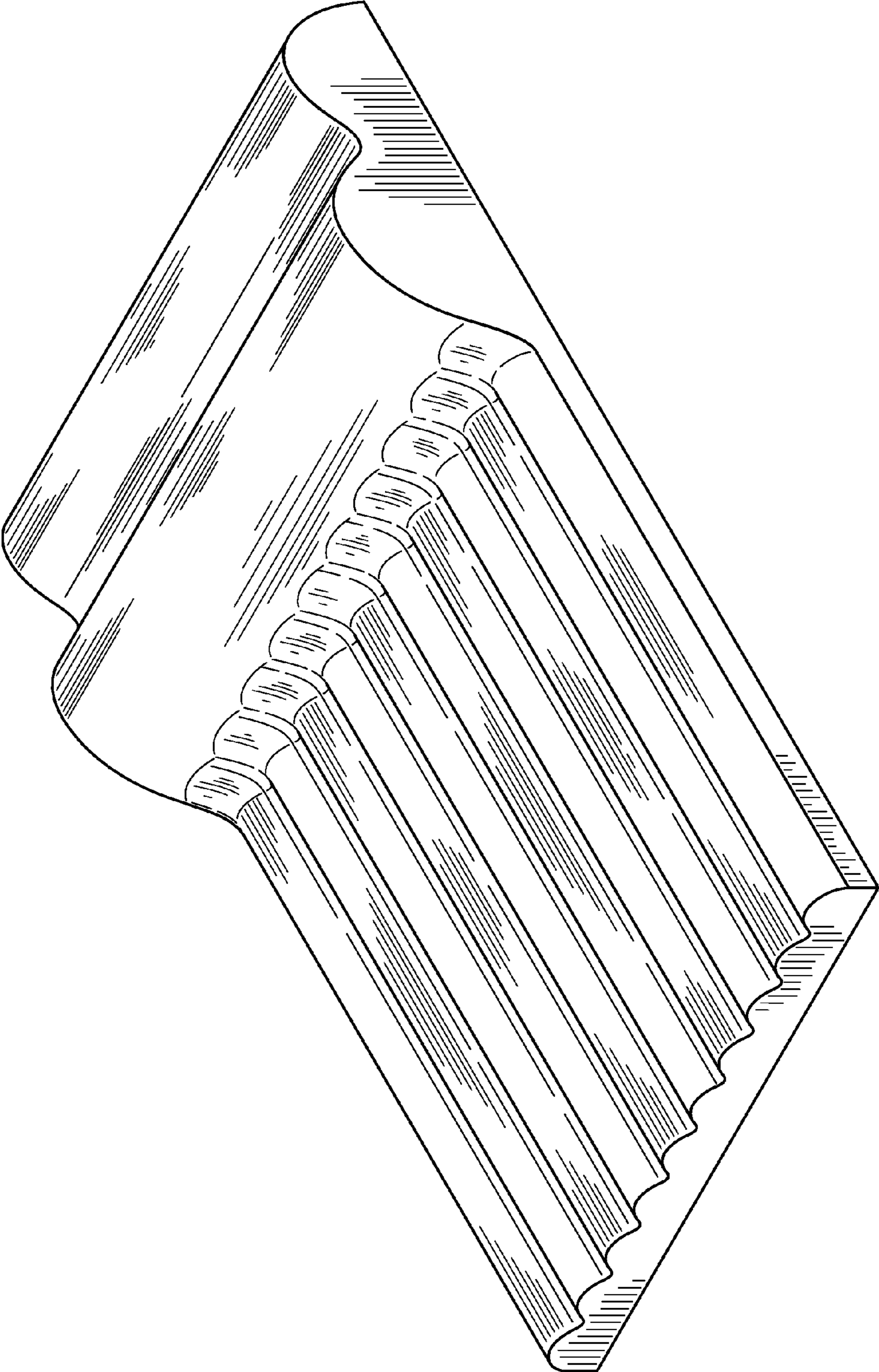


FIG. 1

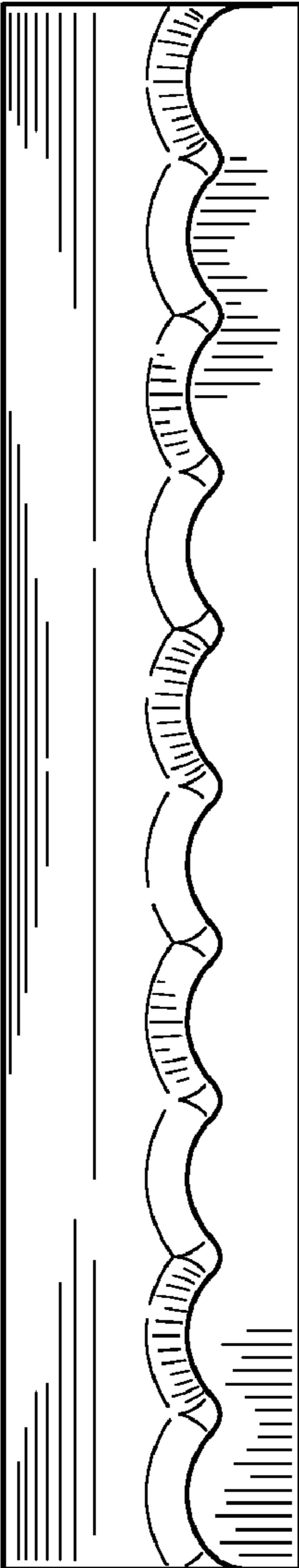


FIG. 2




FIG. 3

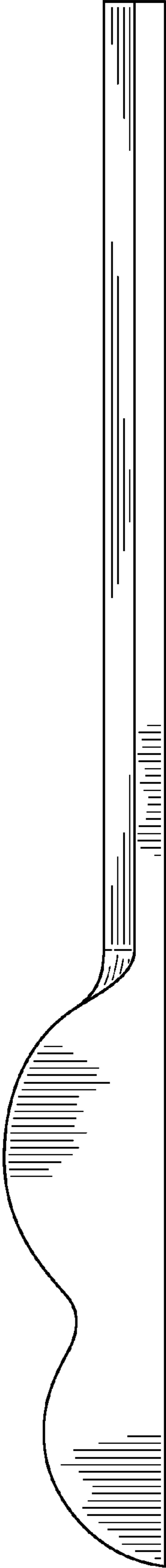


FIG. 4




FIG. 5




FIG. 6