



US00D634960S

(12) **United States Design Patent**  
**Anson**

(10) **Patent No.:** **US D634,960 S**

(45) **Date of Patent:** **\*\* Mar. 29, 2011**

(54) **PILLOW**

(76) Inventor: **Goesel Anson**, Las Vegas, NV (US)

(\*\*) Term: **14 Years**

(21) Appl. No.: **29/361,866**

(22) Filed: **May 17, 2010**

(51) **LOC (9) Cl.** ..... **06-09**

(52) **U.S. Cl.** ..... **D6/601**

(58) **Field of Classification Search** ..... D6/595-601,  
D6/604, 606, 610, 611; 5/630, 632, 633,  
5/636, 637, 639, 640, 644-647, 648, 652-655,  
5/655.3, 655.9, 656, 657.5; D21/803; D24/183;  
D30/118

See application file for complete search history.

(56) **References Cited**

U.S. PATENT DOCUMENTS

1,386,652	A *	8/1921	Patton	.....	5/640
3,757,365	A *	9/1973	Kretchmer	.....	5/636
4,218,792	A *	8/1980	Kogan	.....	5/636
4,550,458	A *	11/1985	Fiore	.....	5/637
D306,245	S *	2/1990	Akhtarekhavari	.....	D6/601
5,018,231	A	5/1991	Wang		
D318,203	S	7/1991	Zaghini		
5,479,667	A *	1/1996	Nelson et al.	.....	5/636
D376,288	S *	12/1996	Antonian	.....	D6/601
D381,233	S	7/1997	Torbik		
D388,648	S *	1/1998	Bates	.....	D6/601
5,708,998	A	1/1998	Torbik		

5,727,267	A	3/1998	Keilhauer		
D465,686	S *	11/2002	Hwong	.....	D6/601
D474,364	S *	5/2003	Arcieri	.....	D6/601
6,574,809	B1	6/2003	Rathbun		
D497,507	S	10/2004	Keilhauer		
6,817,049	B1	11/2004	Hall		
6,915,539	B2	7/2005	Rathbun		
7,082,633	B1	8/2006	Maarbjerg		
D529,325	S	10/2006	Maarbjerg		
7,165,279	B1	1/2007	Georgescu		
7,203,983	B1	4/2007	Reeves et al.		
D558,499	S	1/2008	Maarbjerg		
7,316,041	B2	1/2008	Guez		
7,516,504	B2 *	4/2009	Guez	.....	5/636
2009/0139031	A1	6/2009	Davis et al.		

\* cited by examiner

*Primary Examiner* — Mary Ann Calabrese

(74) *Attorney, Agent, or Firm* — Mind Law Firm; Justin G. Sanders; Jeromye V. Sartain

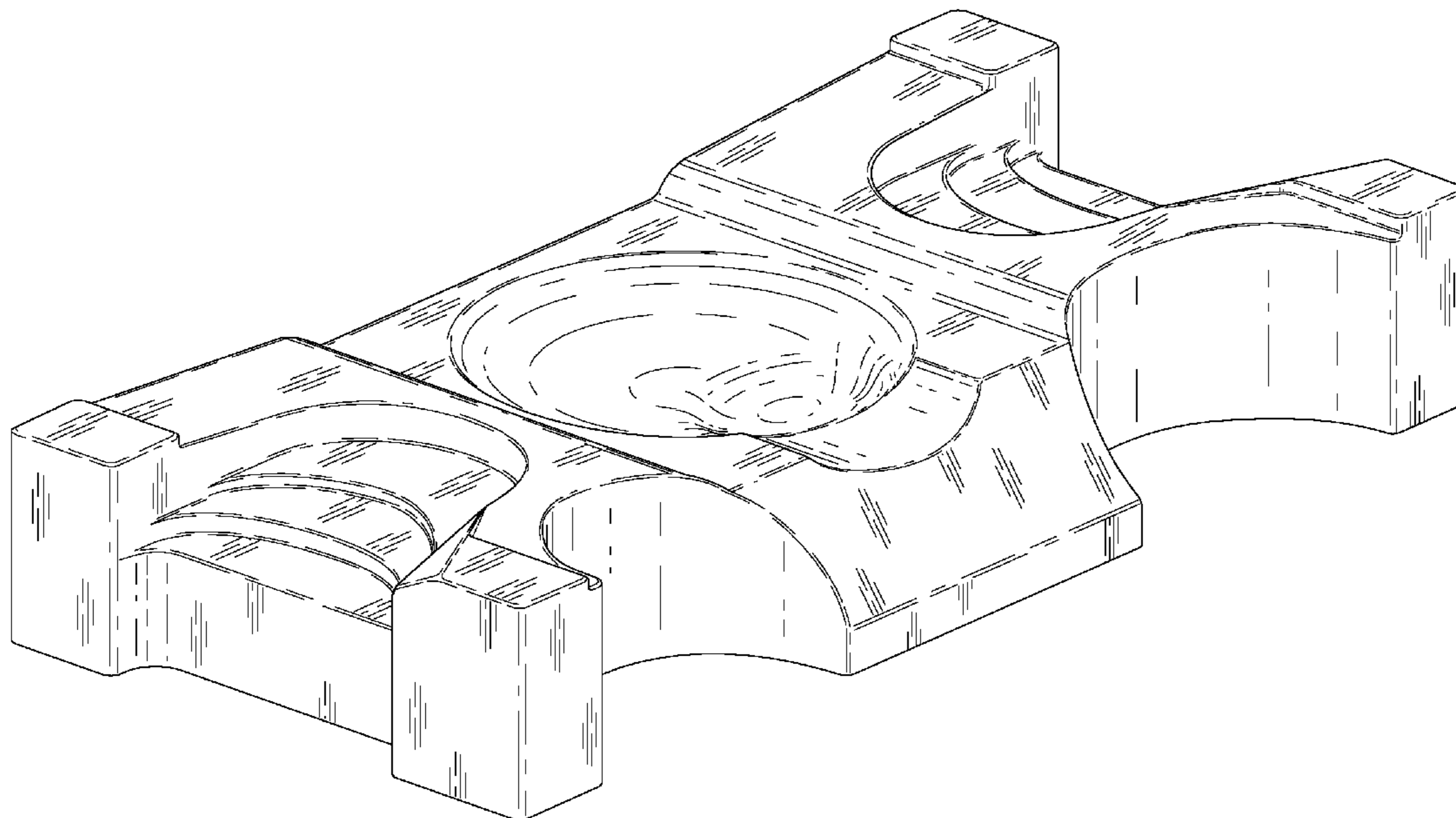
(57) **CLAIM**

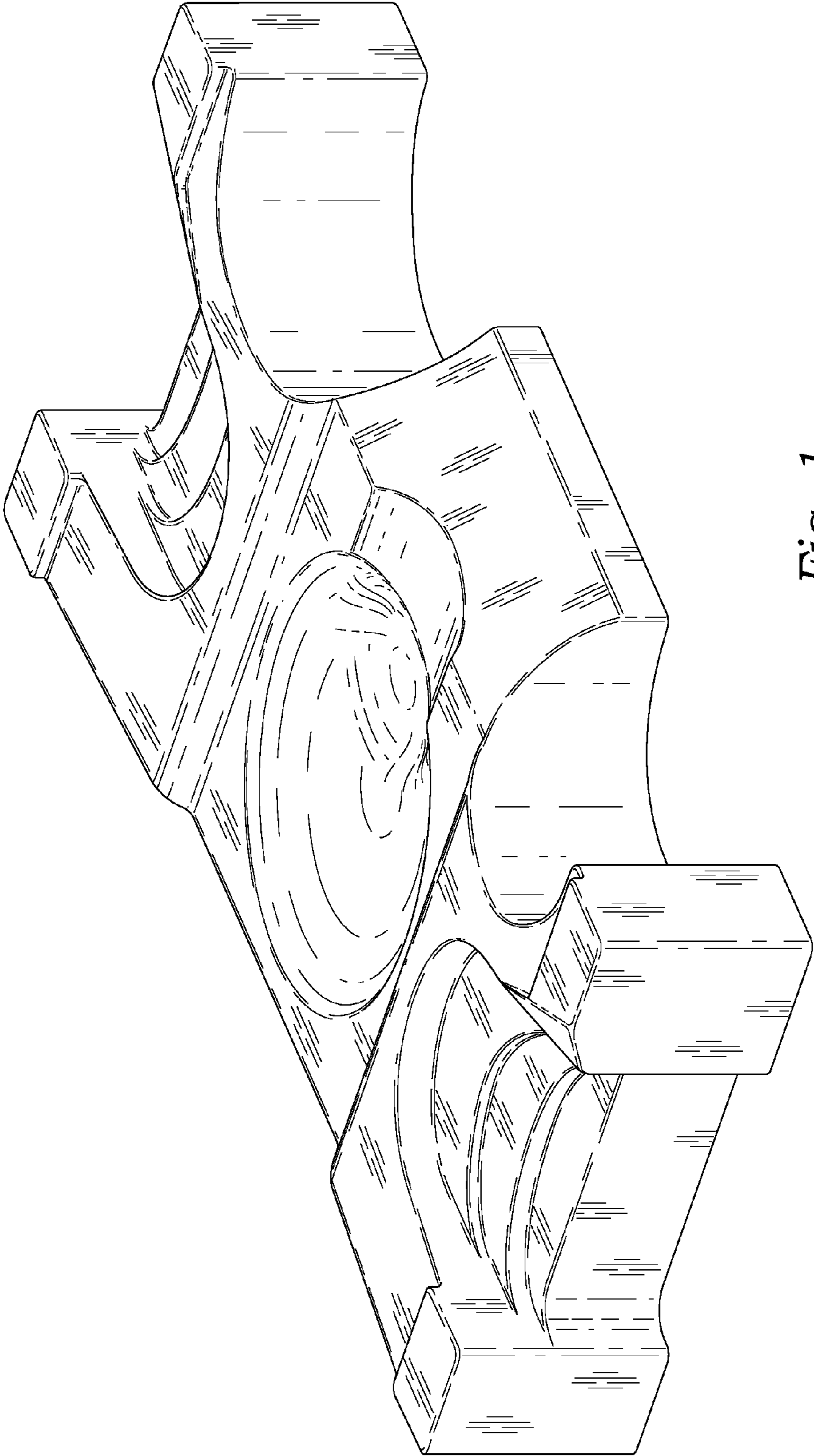
The ornamental design for a pillow, as shown and described.

**DESCRIPTION**

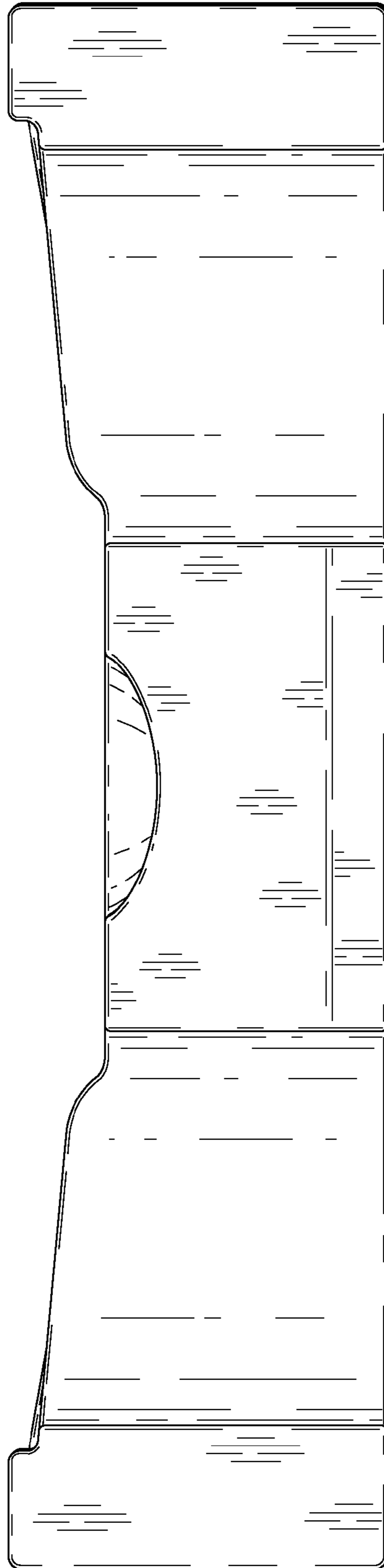
FIG. 1 is a perspective view showing my new pillow design;  
FIG. 2 is a front view thereof;  
FIG. 3 is a back view thereof;  
FIG. 4 is a right side view thereof;  
FIG. 5 is a left side view thereof;  
FIG. 6 is a top view thereof; and,  
FIG. 7 is a bottom view thereof.

**1 Claim, 6 Drawing Sheets**

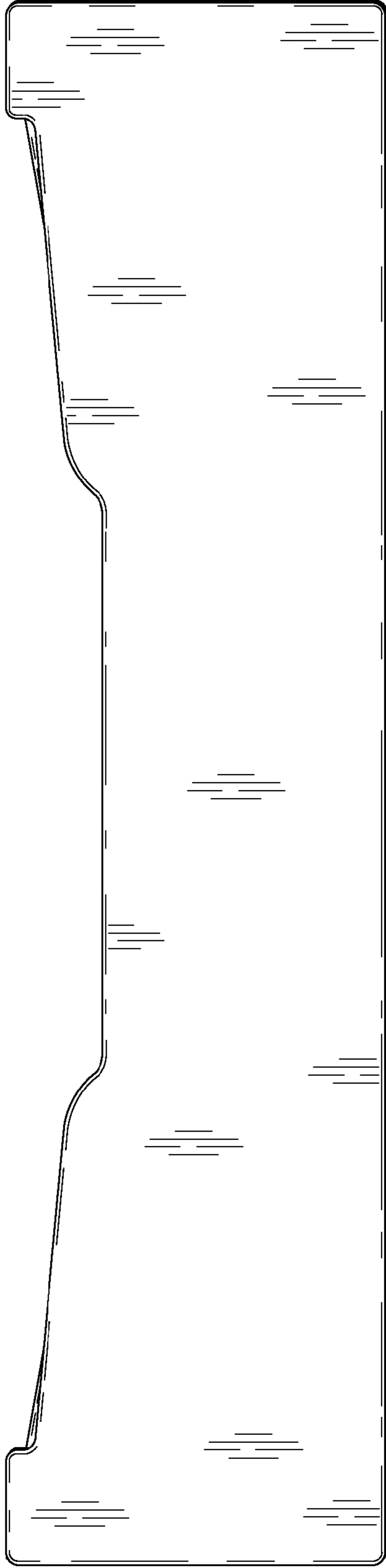




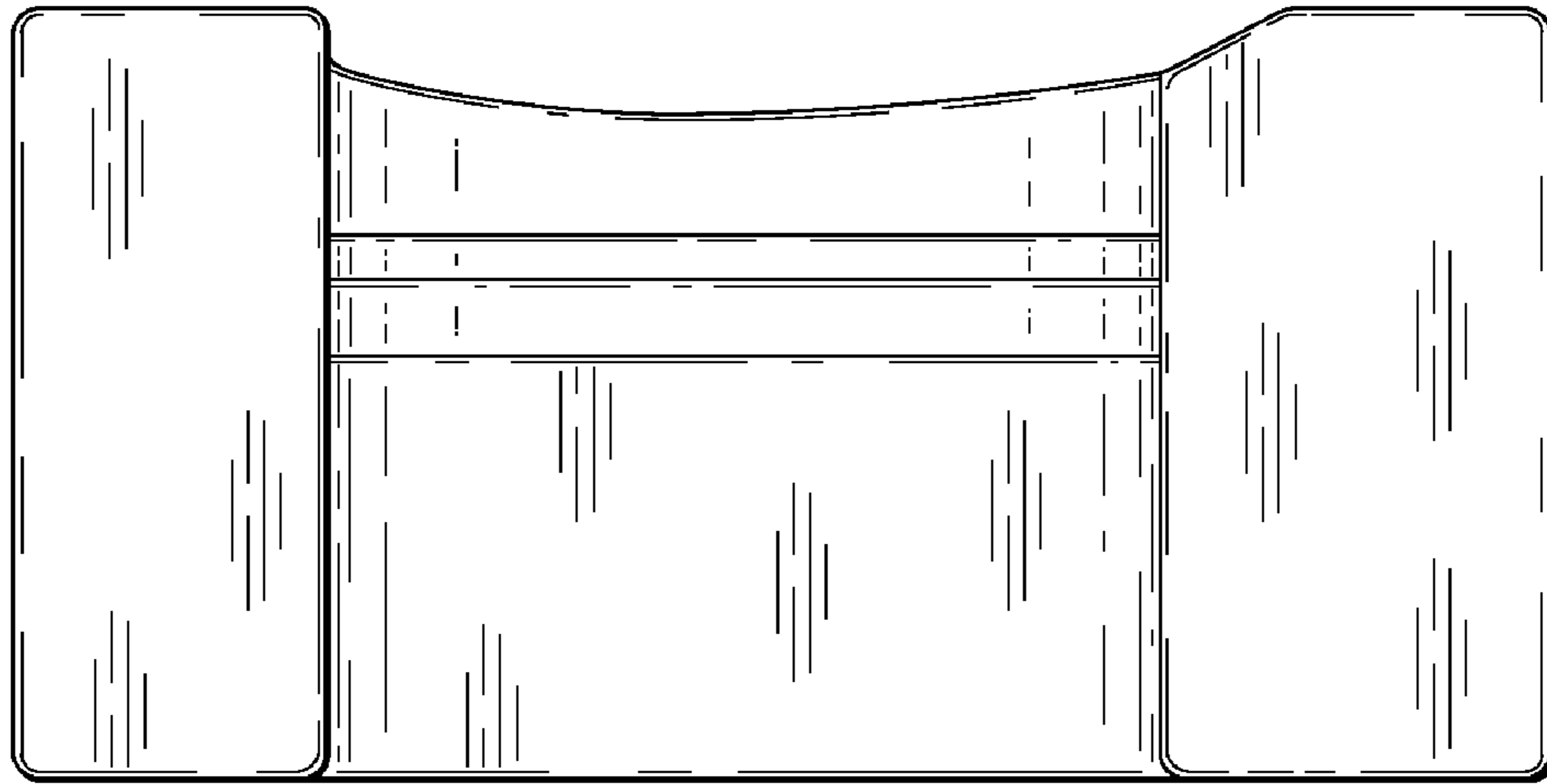
*Fig. 1*



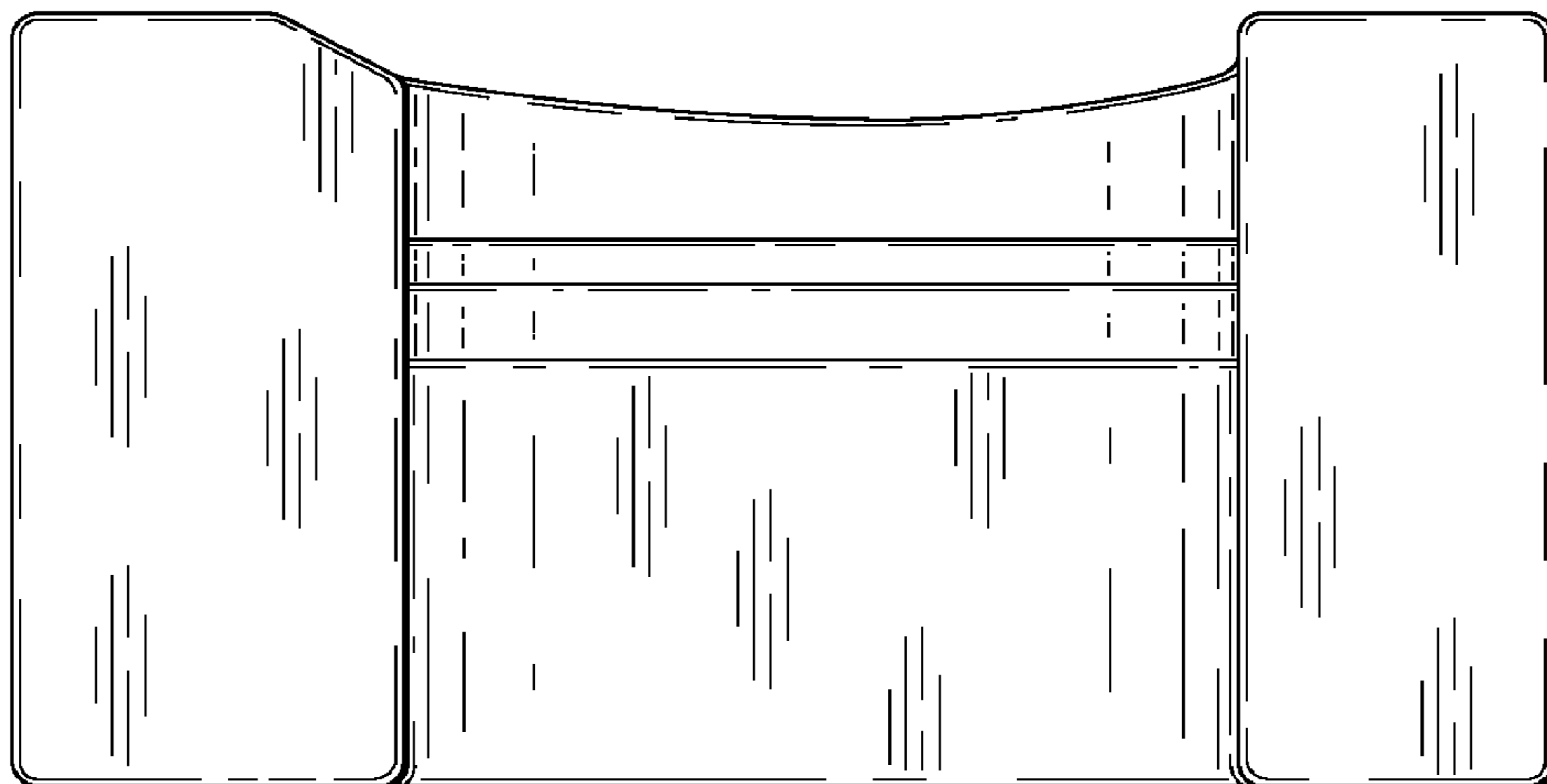
*Fig. 2*



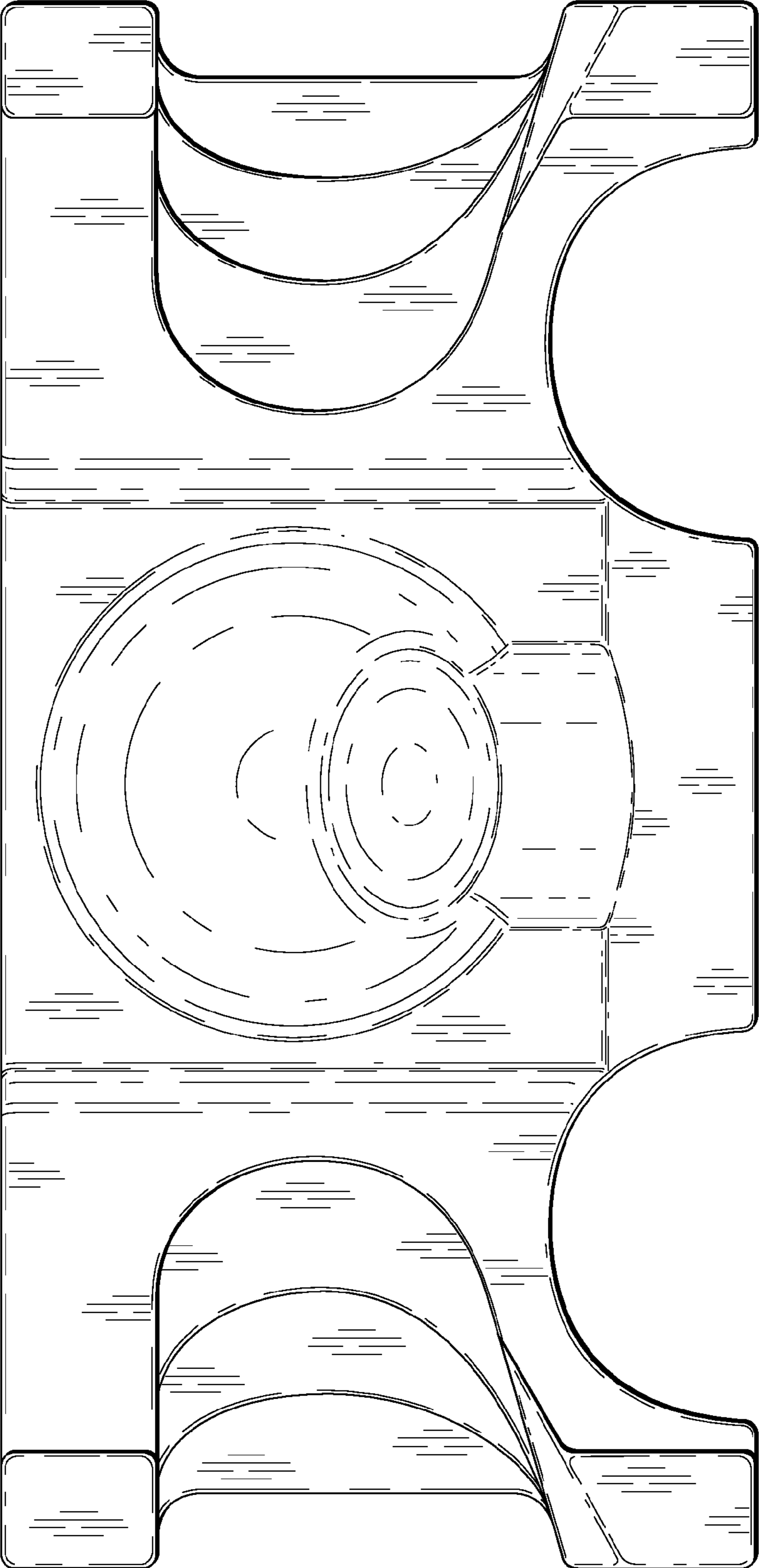
*Fig. 3*



*Fig. 4*



*Fig. 5*



*Fig. 6*



*Fig. 7*