



US00D634953S

(12) **United States Design Patent**  
**Meyerhoffer**

(10) **Patent No.:** **US D634,953 S**

(45) **Date of Patent:** **\*\* Mar. 29, 2011**

(54) **PAPER TOWEL DISPENSER**

(75) Inventor: **Thomas Meyerhoffer**, Montara, CA  
(US)

(73) Assignee: **SCA Hygiene Products AB**, Gothenburg  
(SE)

(\*\*) Term: **14 Years**

(21) Appl. No.: **29/326,797**

(22) Filed: **Oct. 24, 2008**

(30) **Foreign Application Priority Data**

Apr. 24, 2008 (EM) ..... 000929971-0001/0060

(51) **LOC (9) Cl.** ..... **20-02**

(52) **U.S. Cl.** ..... **D6/518**

(58) **Field of Classification Search** ..... D6/515-523,  
D6/542-545; 206/225, 233, 389, 391; 211/13.1,  
211/45; 242/570, 590; 248/309.1, 309.2,  
248/905; 221/26, 33, 282-283; 222/173,  
222/180

See application file for complete search history.

(56) **References Cited**

**U.S. PATENT DOCUMENTS**

D310,758 S *	9/1990	Breger	.....	D6/518
D316,498 S *	4/1991	Barry	.....	D6/545
D349,827 S *	8/1994	Brandenburg	.....	D6/545
D391,104 S *	2/1998	Tramontina	.....	D6/518
D410,357 S *	6/1999	Tramontina	.....	D6/518
D421,542 S *	3/2000	Tramontina	.....	D6/523

D439,456 S *	3/2001	Ehrensperger	.....	D6/518
D441,229 S *	5/2001	Andersson	.....	D6/518
D447,372 S *	9/2001	Fisscher	.....	D6/518
D447,658 S *	9/2001	Fisscher	.....	D6/518
D484,721 S *	1/2004	Chou	.....	D6/545
D522,781 S *	6/2006	Wieser et al.	.....	D6/518
D530,125 S *	10/2006	Vignot	.....	D6/545
D564,267 S *	3/2008	Tomic et al.	.....	D6/518
D568,655 S *	5/2008	Friesen et al.	.....	D6/518

\* cited by examiner

*Primary Examiner* — Brian N Vinson

(74) *Attorney, Agent, or Firm* — Young & Thompson

(57) **CLAIM**

The ornamental design for a paper towel dispenser, as shown and described.

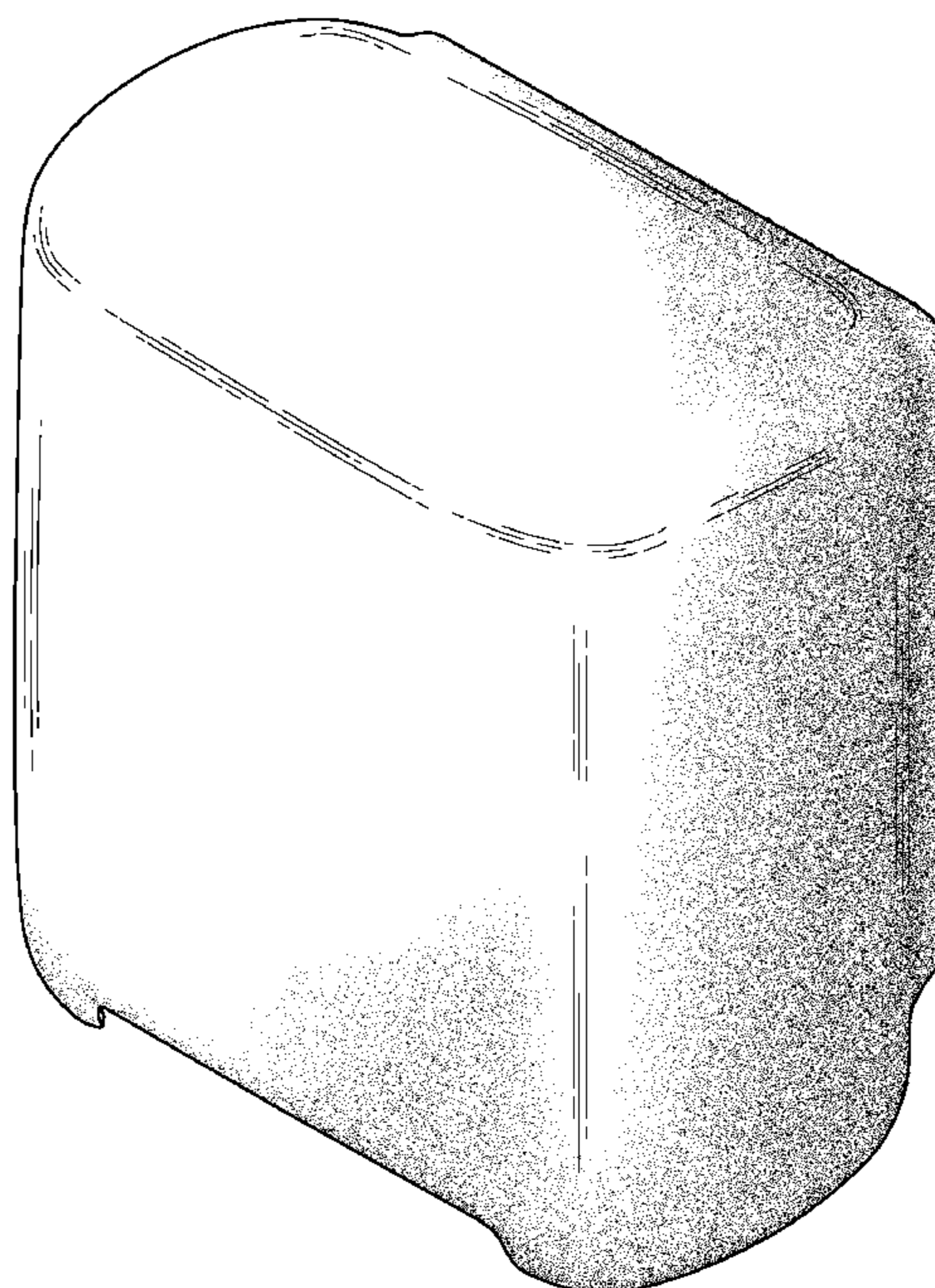
**DESCRIPTION**

FIG. 1 is a front, right side and top perspective view of a paper towel dispenser showing my new design;  
FIG. 2 is a front elevational view thereof;  
FIG. 3 is a left side elevational view thereof, the right side elevational view being a mirror image thereof;  
FIG. 4 is a top plan view thereof;  
FIG. 5 is a bottom plan view thereof; and,  
FIG. 6 is a rear elevational view thereof.

The oblique lining in the drawings represents a frosted translucent material.

The broken line showing is included for the purpose of illustrating only and forms no part of the claimed design.

**1 Claim, 5 Drawing Sheets**








Fig. 1





Fig. 2






Fig. 3




Fig. 4

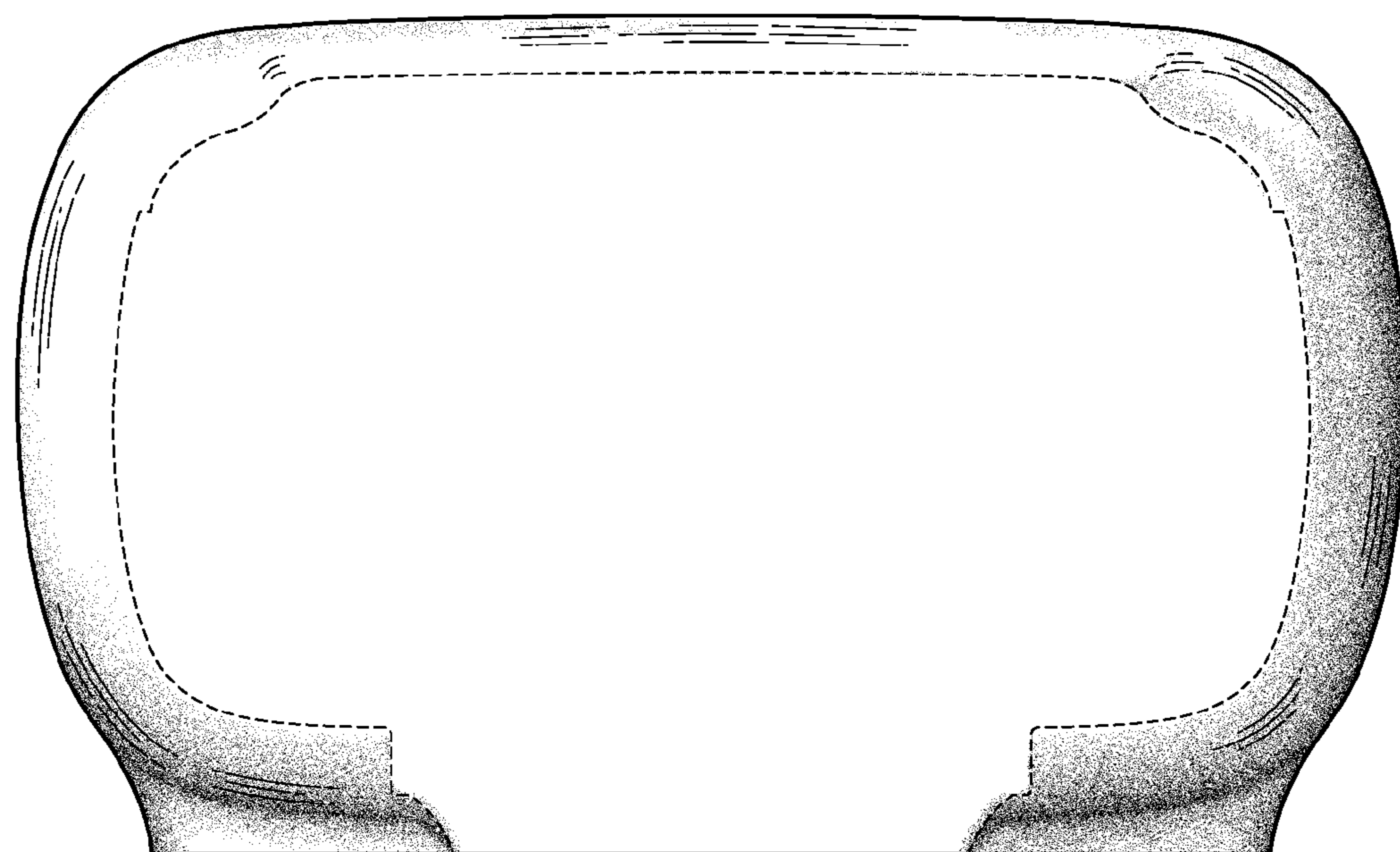


Fig. 5






Fig. 6