



US00D634948S

(12) **United States Design Patent**  
**Lewis**

(10) **Patent No.:** **US D634,948 S**  
(45) **Date of Patent:** **\*\* \*Mar. 29, 2011**

(54) **TABLE**

(75) Inventor: **Sally Sirkin Lewis**, Beverly Hills, CA  
(US)

(73) Assignee: **J. Robert Scott, Inc.**, Inglewood, CA  
(US)

(\*) Notice: This patent is subject to a terminal disclaimer.

(\*\*) Term: **14 Years**

(21) Appl. No.: **29/312,747**

(22) Filed: **Nov. 12, 2008**

(51) **LOC (9) Cl.** ..... **06-03**

(52) **U.S. Cl.** ..... **D6/484**

(58) **Field of Classification Search** ..... D6/480-489,  
D6/495-499, 429-431, 349; 108/153.1,  
108/155, 156, 161; 248/188, 188.1, 188.8

See application file for complete search history.

(56) **References Cited**

U.S. PATENT DOCUMENTS

1,621,688 A *	3/1927	Schimmel	.....	108/25
D391,788 S *	3/1998	Hutton	.....	D6/484
D486,016 S *	2/2004	Stanton	.....	D6/484
D486,328 S *	2/2004	Stanton	.....	D6/484

\* cited by examiner

*Primary Examiner* — Janice E Seeger

(74) *Attorney, Agent, or Firm* — Cox Smith Matthews Incorporated


(57) **CLAIM**

The ornamental design for a table, as shown and described.

**DESCRIPTION**

FIG. 1 is a perspective view of the table of my design;  
FIG. 2 is a top view of the table;  
FIG. 3 is a front view of the table;  
FIG. 4 is right side view of the table (the left side view, being a mirror image of the right side view, is not shown);  
FIG. 5 is a back view of the table; and,  
FIG. 6 is the bottom view of the table. The broken lines shown on the drawing are for environmental purposes only and form no part of the claimed design.

**1 Claim, 3 Drawing Sheets**






FIG. 1

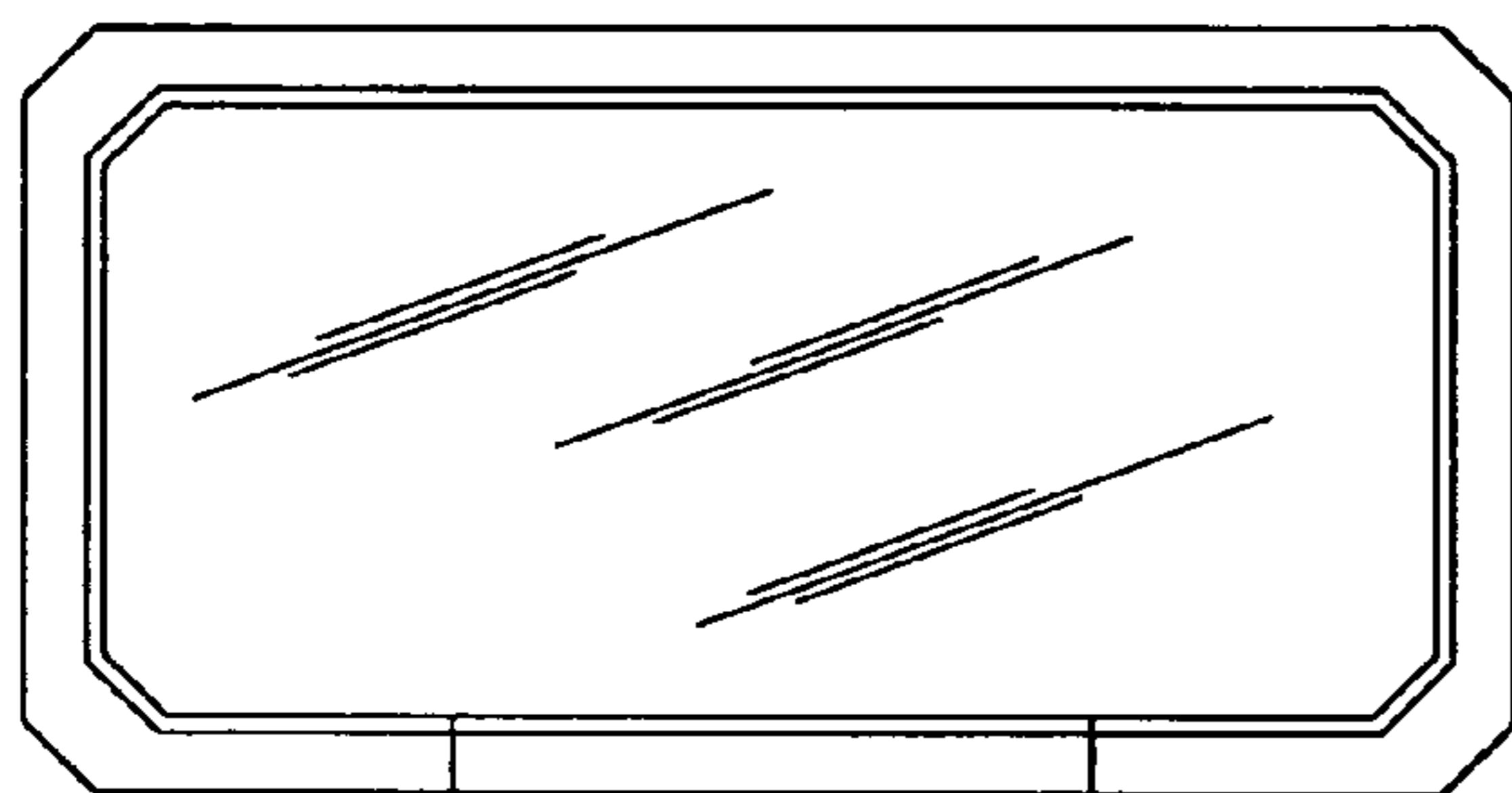


FIG. 2

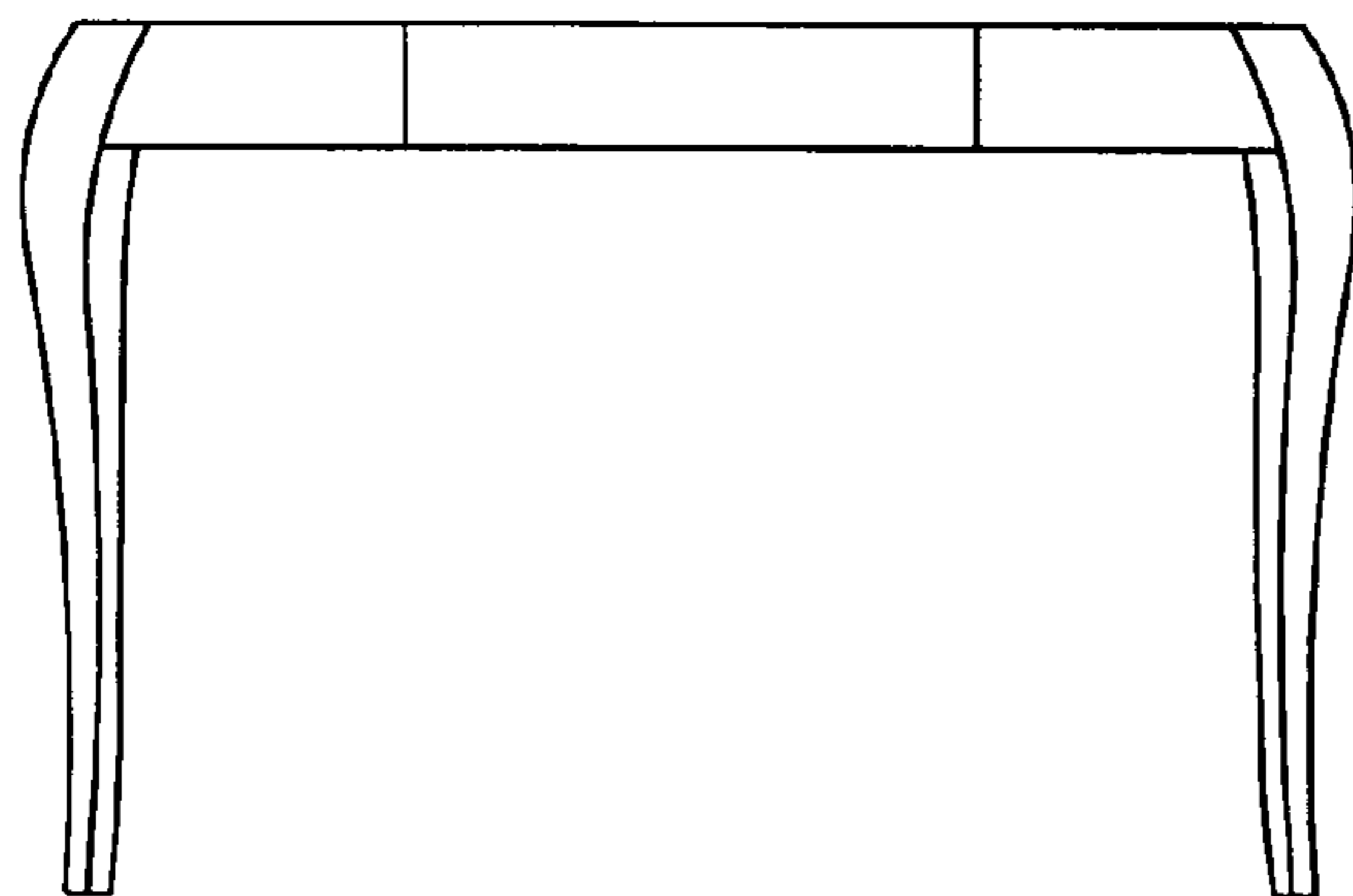


FIG. 3

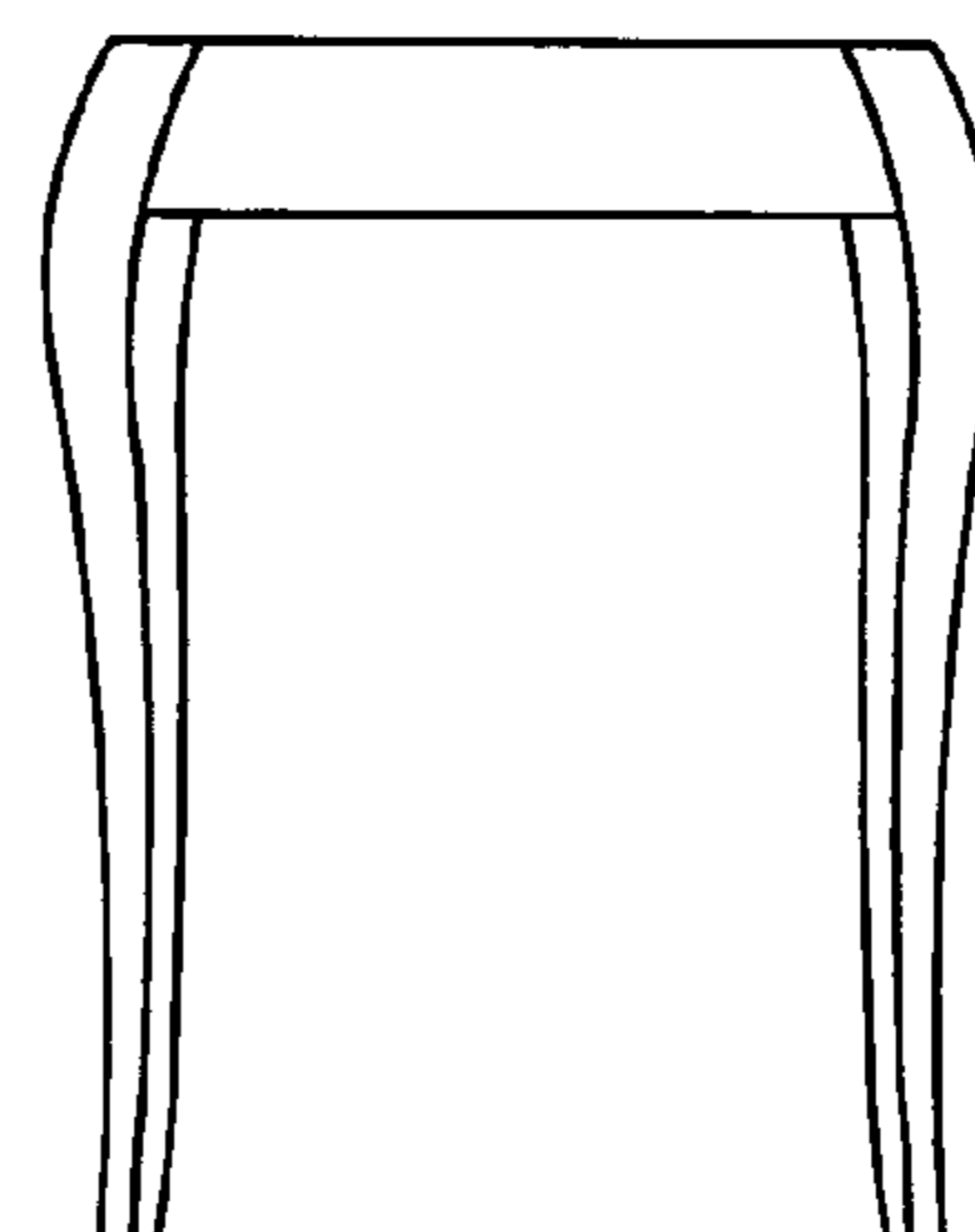


FIG. 4



FIG. 5

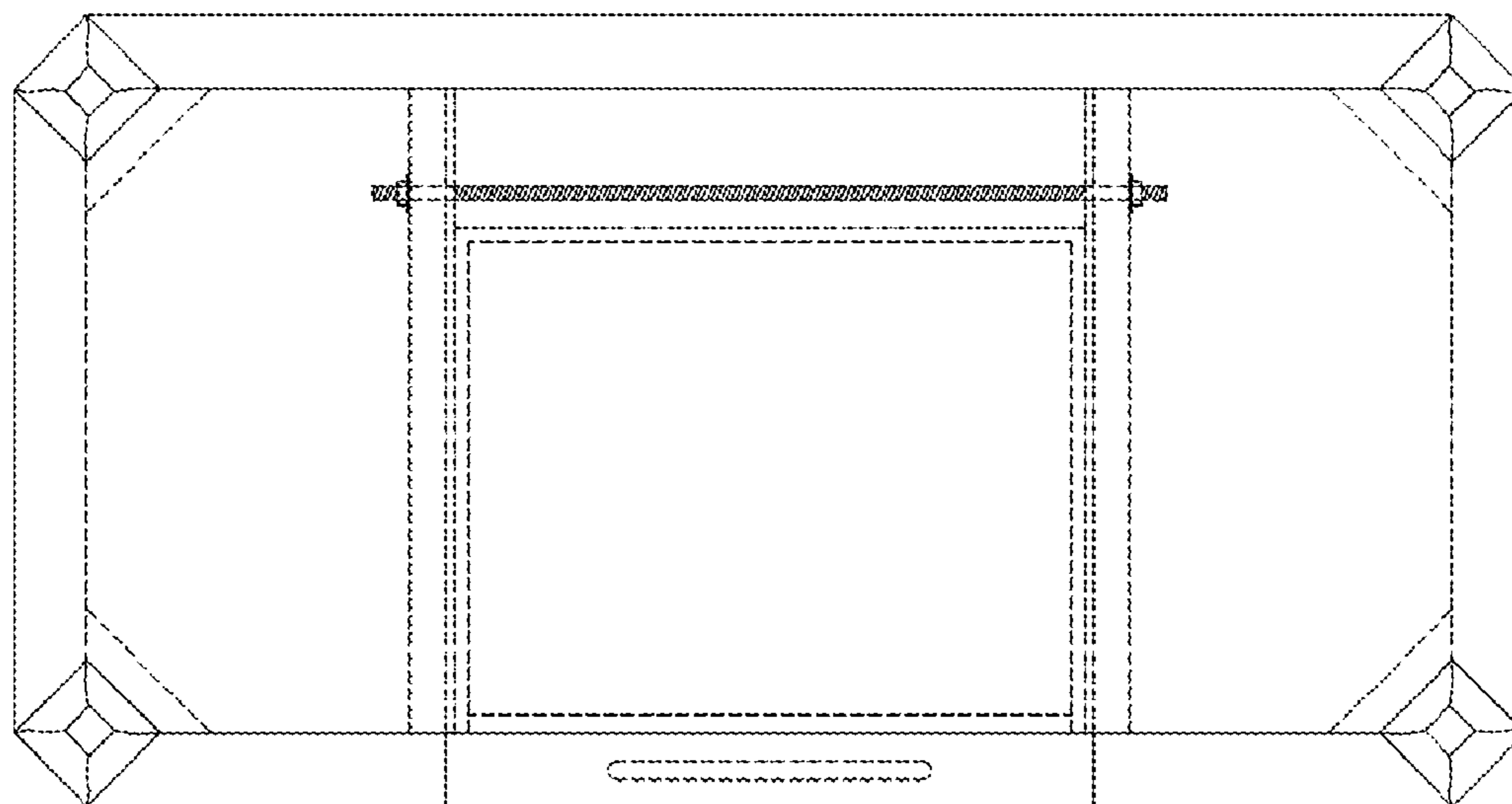


FIG. 6