



US00D634940S

(12) **United States Design Patent**  
**Crockett**

(10) **Patent No.:** **US D634,940 S**  
(45) **Date of Patent:** **\*\* Mar. 29, 2011**

- (54) **SEAT**
- (75) Inventor: **David Crockett**, Pontotoc, MS (US)
- (73) Assignee: **Southern Motion, Inc.**, Pontotoc, MS (US)
- (\*\*) Term: **14 Years**
- (21) Appl. No.: **29/356,486**
- (22) Filed: **Feb. 26, 2010**
- (51) **LOC (9) Cl.** ..... **06-01**
- (52) **U.S. Cl.** ..... **D6/381**
- (58) **Field of Classification Search** ..... D6/334, D6/335, 337, 349, 353, 380, 381, 500-502; 5/12.1, 12.2; 297/14, 43, 44, 118, 140, 245, 297/300.1, 311, 353, 354.1, 445.1, 446.1, 297/446.2, 447.4, 465, 900, DIG. 2, DIG. 7  
See application file for complete search history.

|              |         |           |       |        |
|--------------|---------|-----------|-------|--------|
| D504,030 S * | 4/2005  | Ricci     | ..... | D6/381 |
| D505,027 S * | 5/2005  | Ricci     | ..... | D6/381 |
| D512,241 S * | 12/2005 | Ricci     | ..... | D6/381 |
| D613,959 S * | 4/2010  | Crockett  | ..... | D6/381 |
| D614,418 S * | 4/2010  | Crockett  | ..... | D6/381 |
| D630,028 S * | 1/2011  | Delbridge | ..... | D6/334 |
| D630,029 S * | 1/2011  | Delbridge | ..... | D6/334 |

\* cited by examiner

*Primary Examiner* — Sandra Snapp

(74) *Attorney, Agent, or Firm* — Bradley Arant Boult Cummings LLP; T. Gregory Peterson; Jeremy A. Smith

(56) **References Cited**

U.S. PATENT DOCUMENTS

|              |         |                |       |        |
|--------------|---------|----------------|-------|--------|
| D370,792 S * | 6/1996  | Natuzzi et al. | ..... | D6/381 |
| D390,371 S * | 2/1998  | Gibson         | ..... | D6/381 |
| D411,376 S * | 6/1999  | Lewis et al.   | ..... | D6/335 |
| D469,973 S * | 2/2003  | Ricci          | ..... | D6/381 |
| D470,325 S * | 2/2003  | Ricci          | ..... | D6/381 |
| D497,057 S * | 10/2004 | Ricci          | ..... | D6/381 |
| D504,029 S * | 4/2005  | Ricci          | ..... | D6/381 |


(57) **CLAIM**

The ornamental design for a seat, as shown and described.

**DESCRIPTION**

FIG. 1 shows a perspective view of one embodiment of the seat in accordance with the new design.  
 FIG. 2 shows a top view of the embodiment of FIG. 1.  
 FIG. 3 shows a front view of the embodiment of FIG. 1.  
 FIG. 4 shows a perspective view of another alternative embodiment of the seat in accordance with the new design;  
 FIG. 5 shows a top view of the embodiment of FIG. 4; and,  
 FIG. 6 shows a front view of the embodiment of FIG. 4.  
 The dashed lines shown in the drawings illustrate environmental structure and form no part of the claimed design.

**1 Claim, 4 Drawing Sheets**



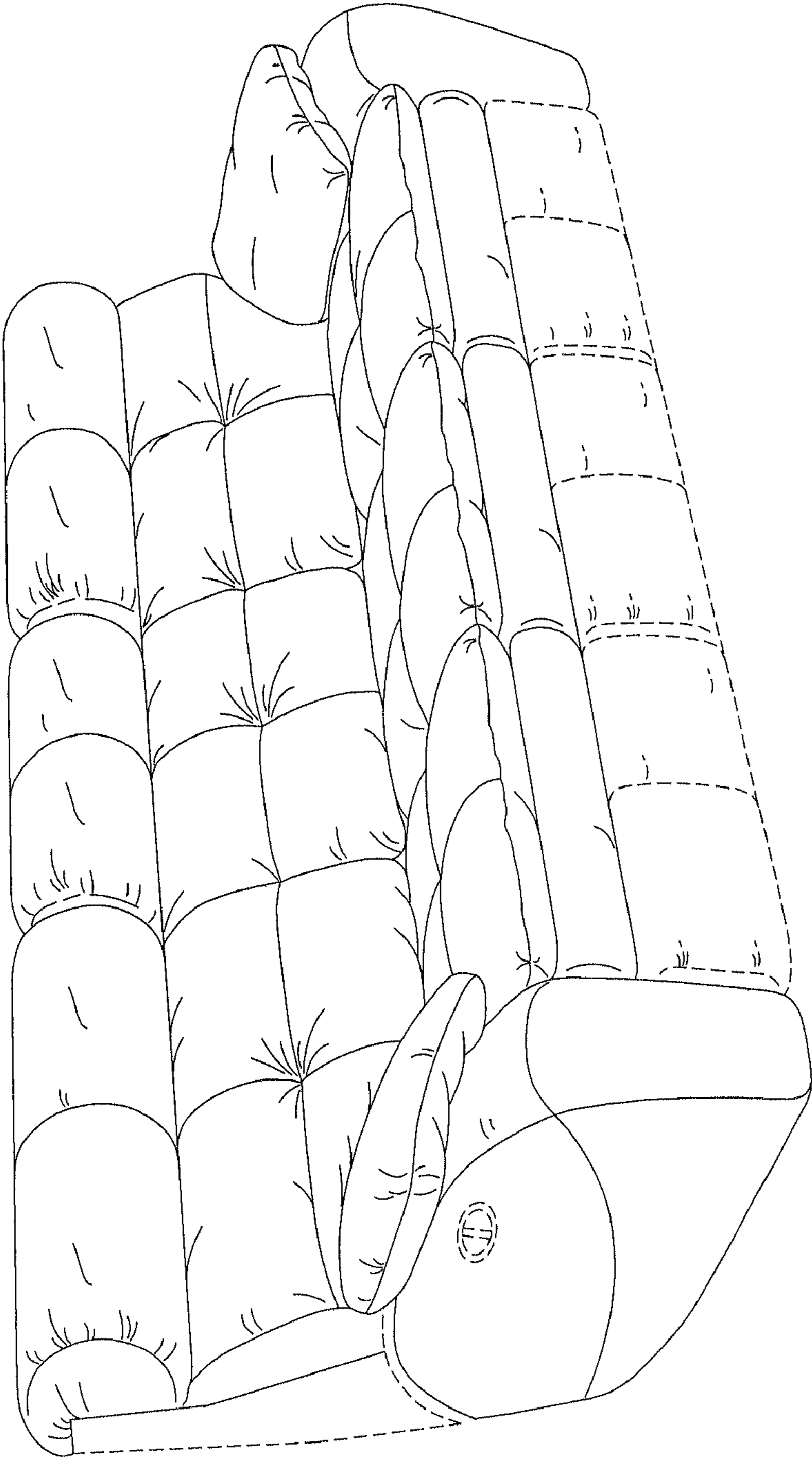


FIG. 1

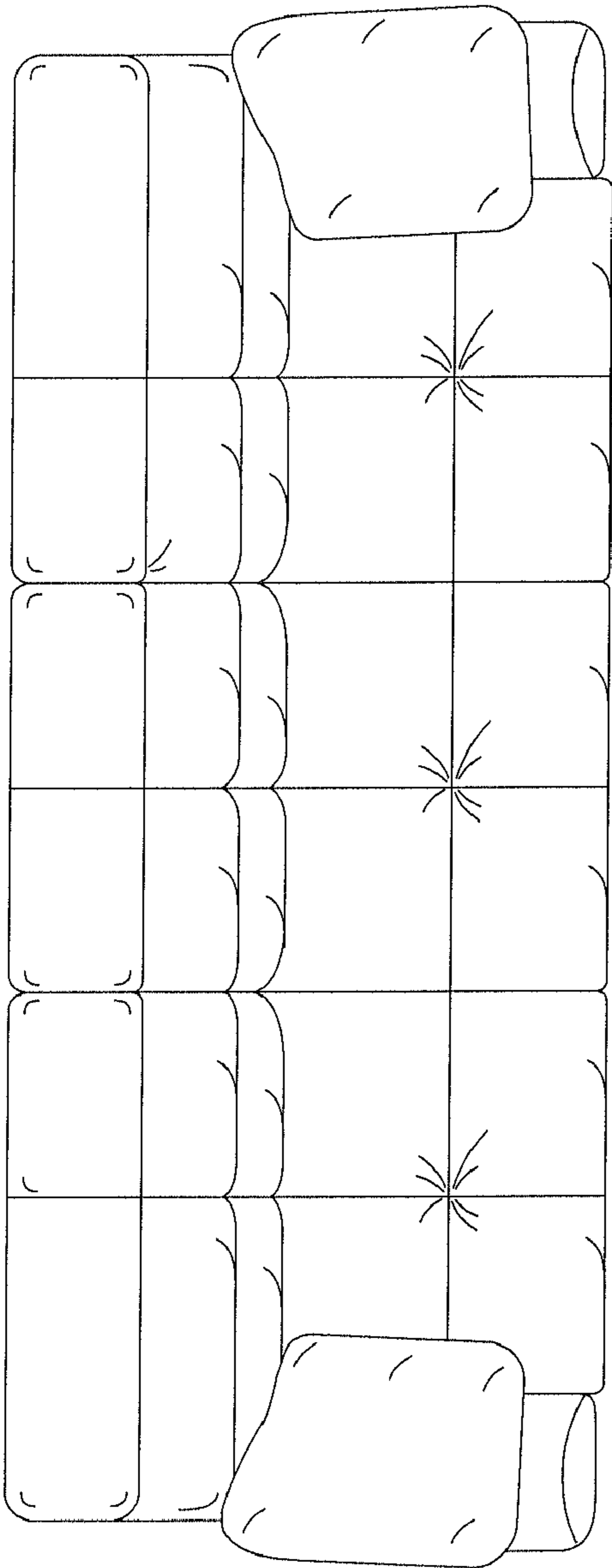


FIG. 2

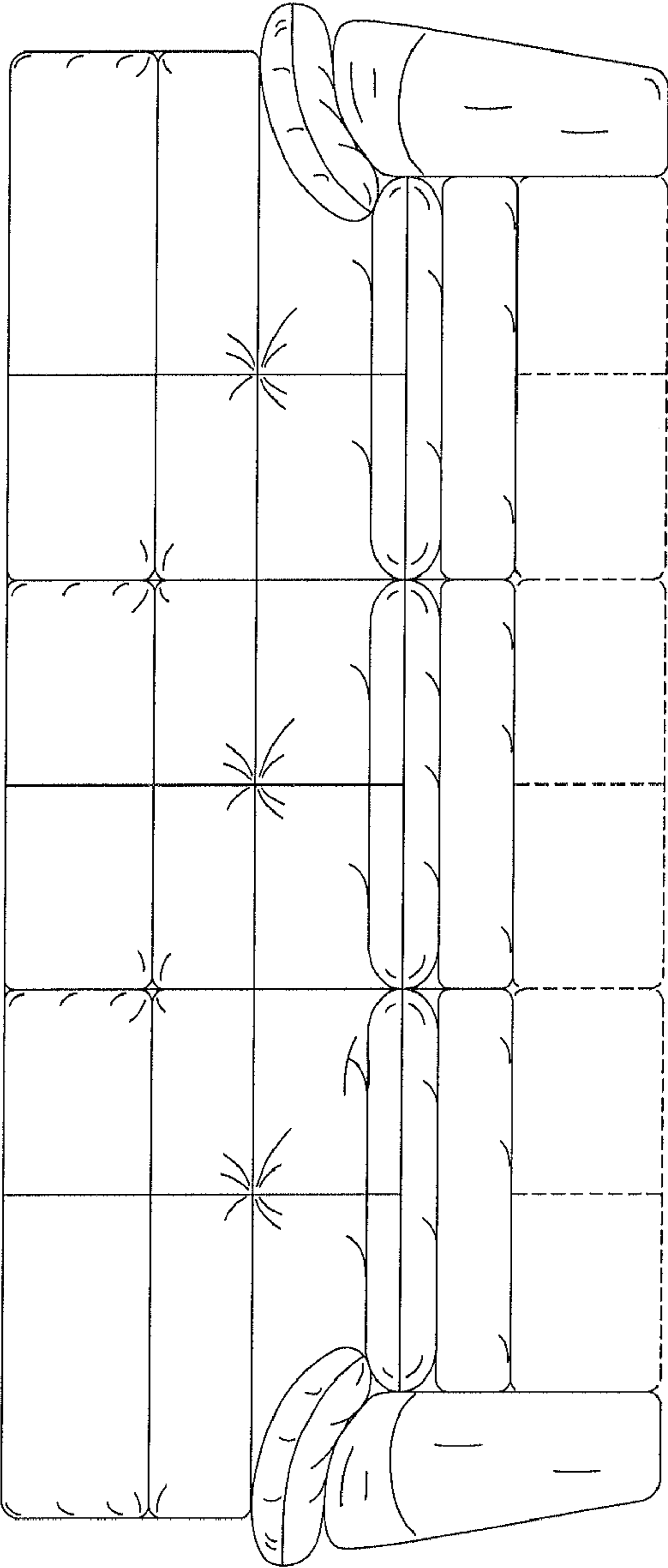


FIG. 3

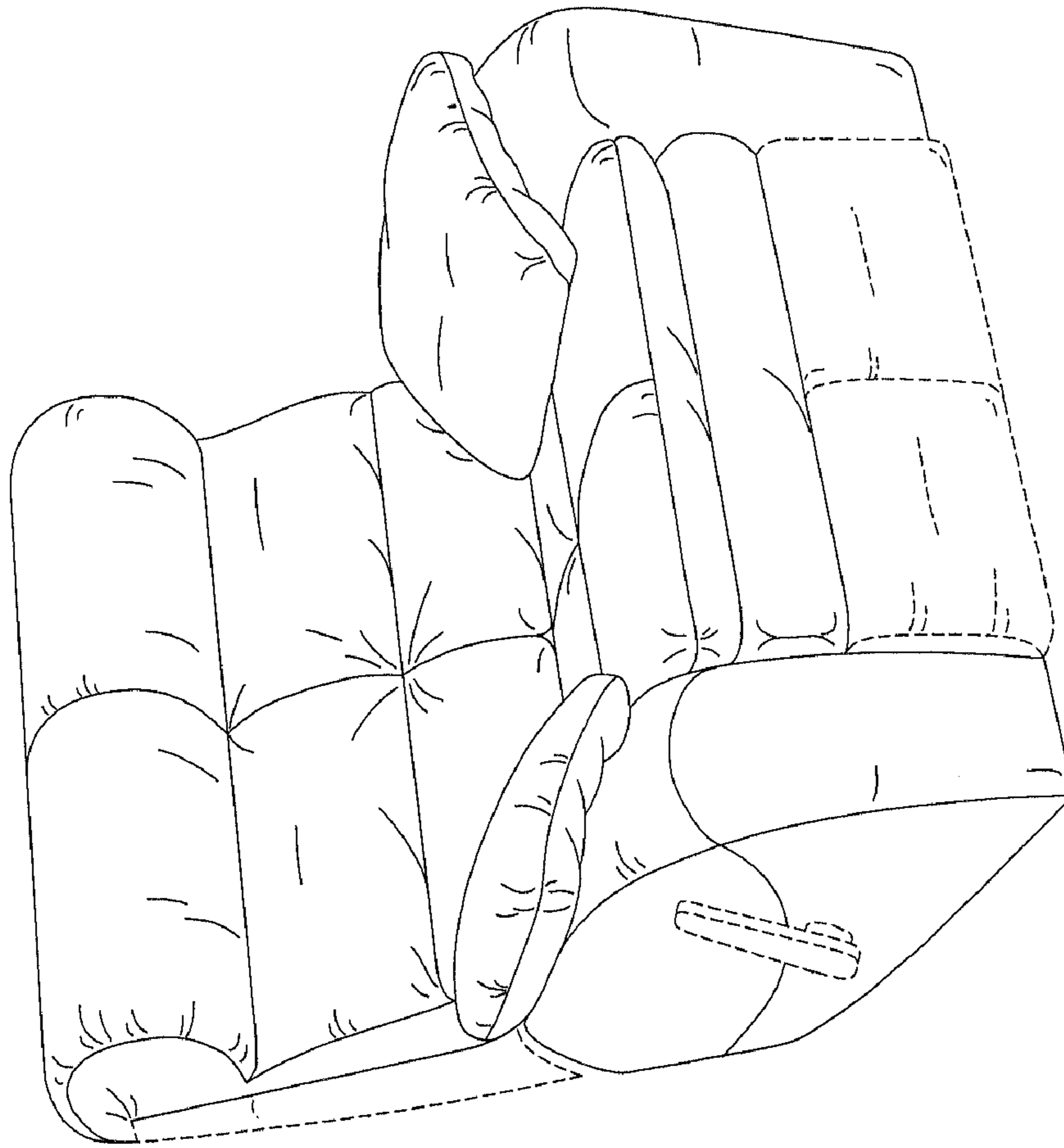


FIG. 4

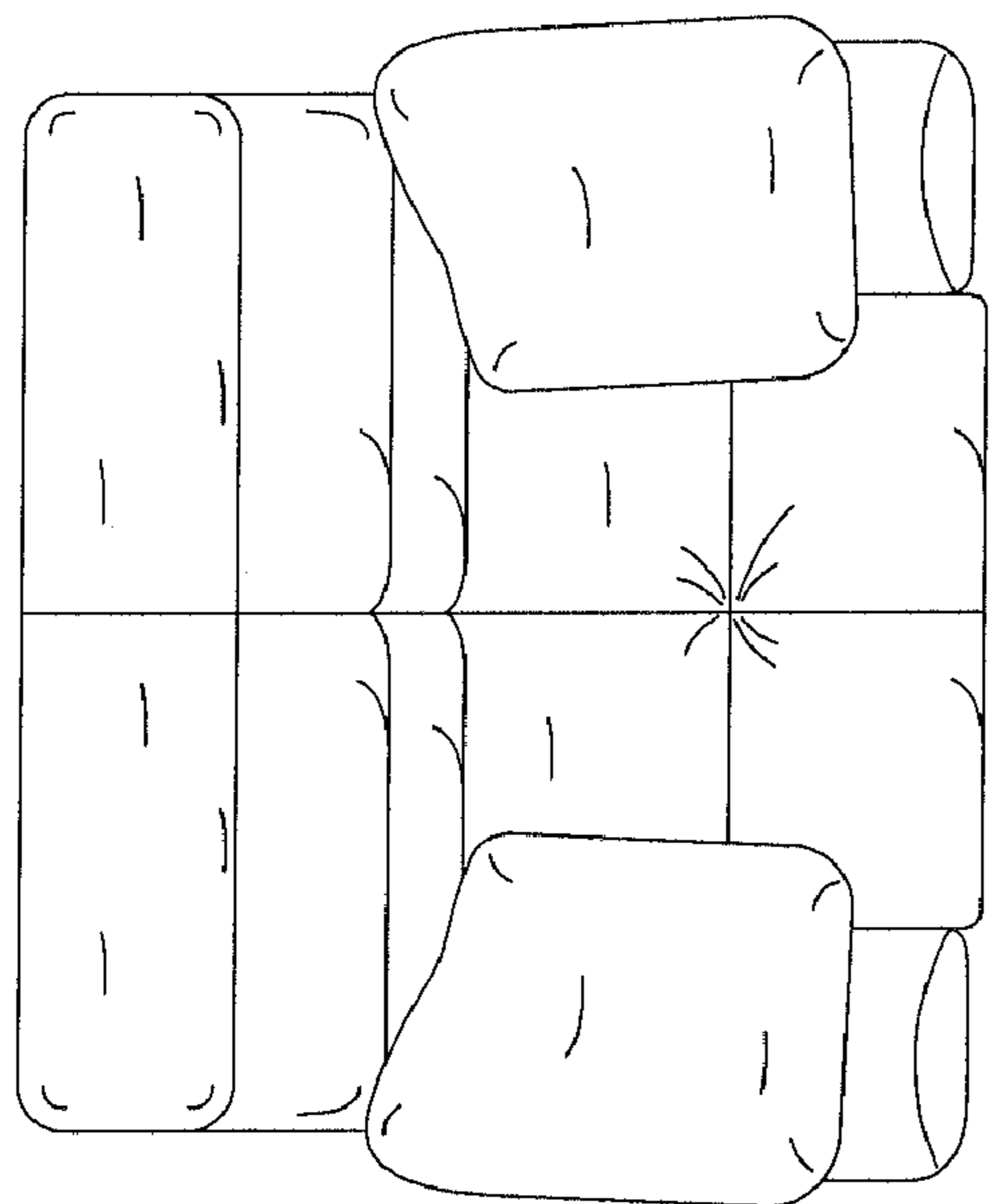


FIG. 5

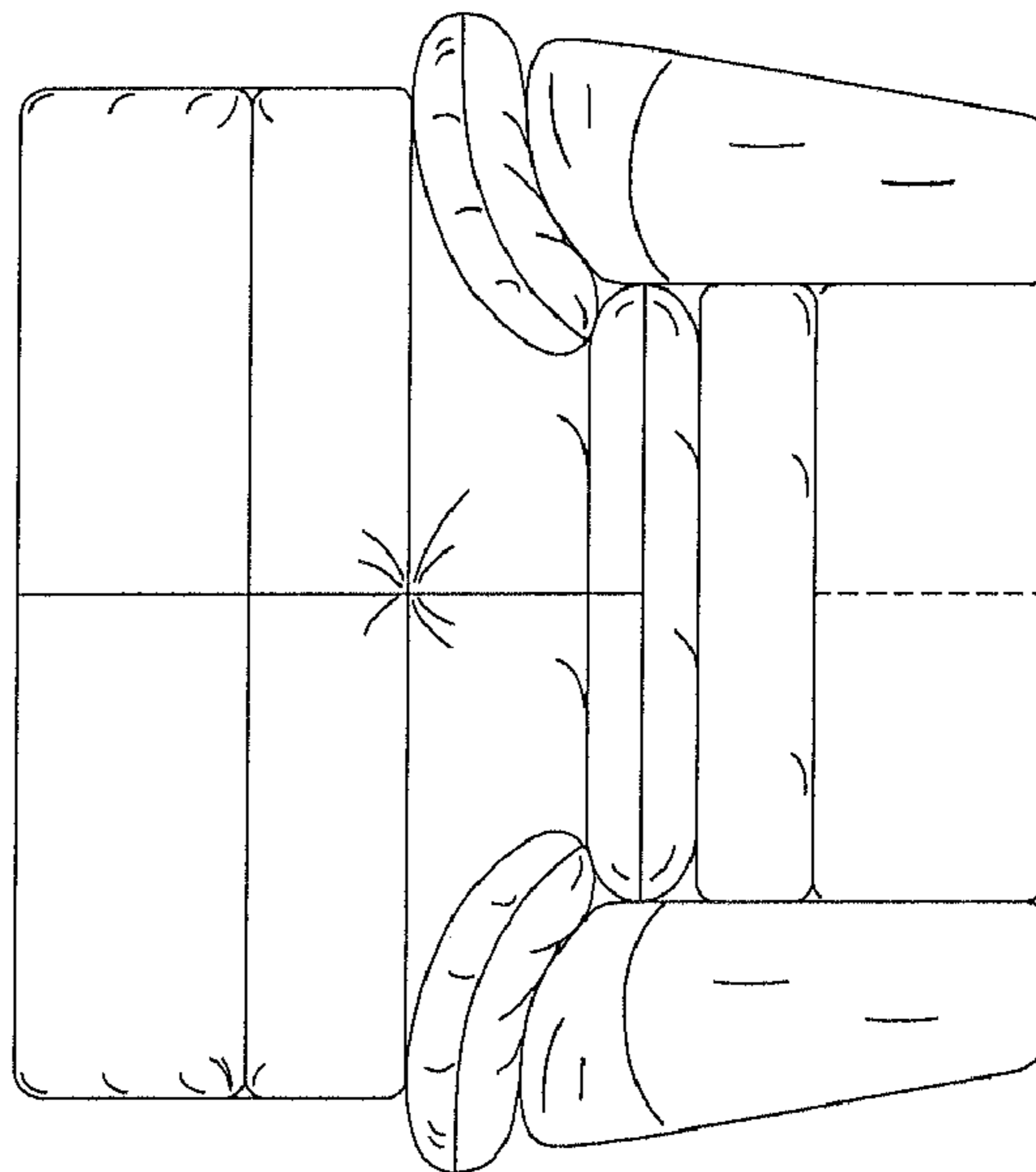


FIG. 6