



US00D634939S

(12) **United States Design Patent**
Warren

(10) **Patent No.:** **US D634,939 S**
(45) **Date of Patent:** **** Mar. 29, 2011**

(54) **CLOTHES HANGER**

(75) Inventor: **Michael Warren**, London (GB)

(73) Assignee: **Braitrim (UK) Limited**, London (GB)

(**) Term: **14 Years**

(21) Appl. No.: **29/361,751**

(22) Filed: **May 14, 2010**

(51) **LOC (9) Cl.** **06-08**

(52) **U.S. Cl.** **D6/328**

(58) **Field of Classification Search** D6/315,
D6/323, 328; 211/1, 13.1, 85.3, 113; 223/85-98;
D8/349, 367

See application file for complete search history.

(56) **References Cited**

U.S. PATENT DOCUMENTS

D170,544 S *	10/1953	Nalle, Jr.	D6/326
D175,169 S *	7/1955	Jacobson	D6/326
3,270,892 A *	9/1966	Dennis et al.	211/113
6,865,832 B1 *	3/2005	Goldman	223/85
D506,078 S *	6/2005	Leung et al.	D6/328

D509,073 S *	9/2005	Leung et al.	D6/328
D533,362 S *	12/2006	Giampavolo	D6/328
D535,111 S *	1/2007	Giampavolo	D6/328
D579,215 S *	10/2008	Gandur et al.	D6/328

* cited by examiner

Primary Examiner — Shanda C Hill

(74) *Attorney, Agent, or Firm* — Scully, Scott, Murphy & Presser, P.C.

(57) **CLAIM**

The ornamental design for a clothes hanger, as shown and described.

DESCRIPTION

FIG. 1 is a front perspective view of the clothes hanger showing my new and ornamental design;
FIG. 2 is a front view thereof;
FIG. 3 is a rear view thereof;
FIG. 4 is a right side view thereof;
FIG. 5 is a left side view thereof;
FIG. 6 is a top plan view thereof; and,
FIG. 7 is a bottom plan view thereof.

1 Claim, 5 Drawing Sheets



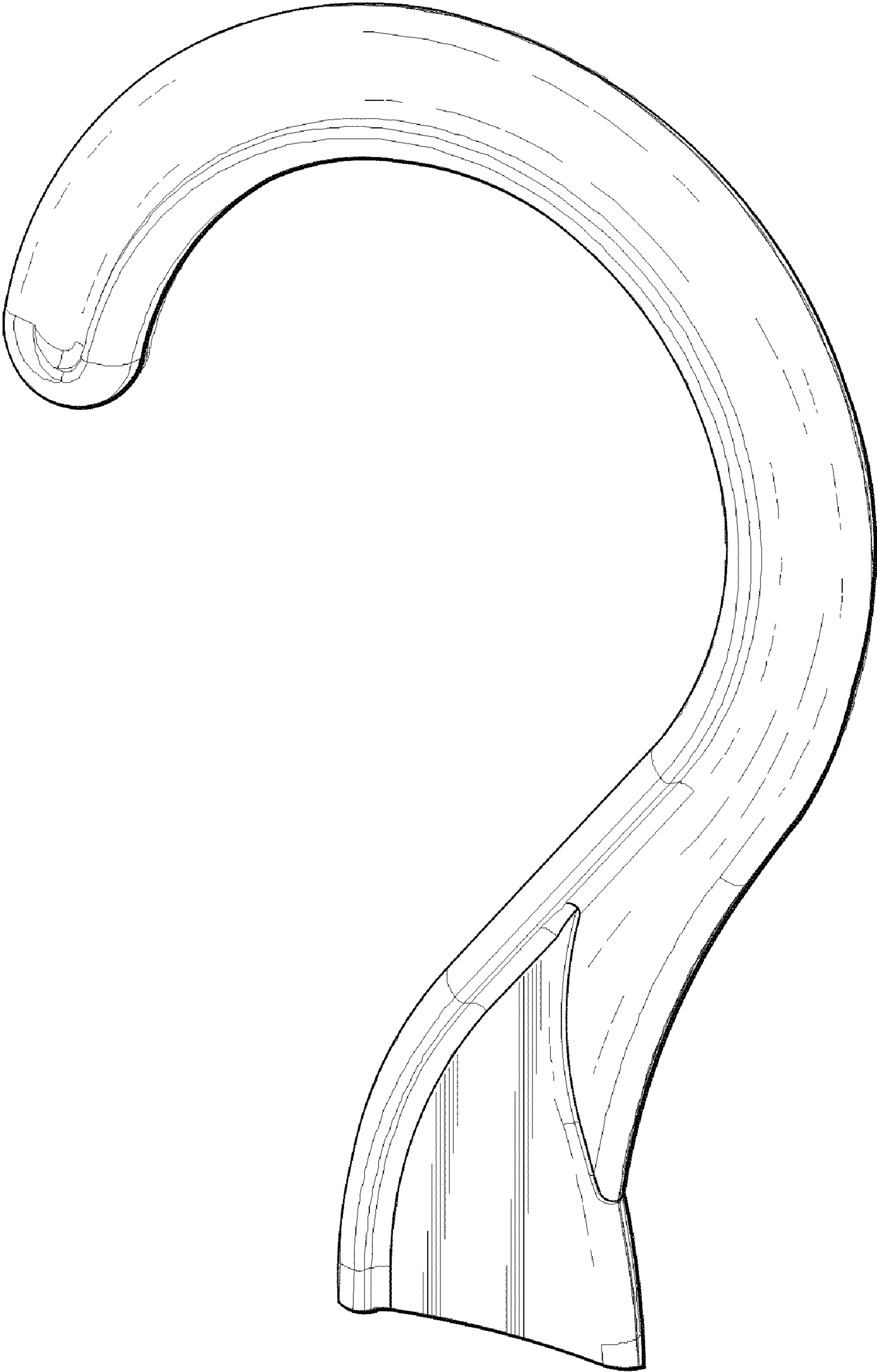


FIG. 1



FIG. 2

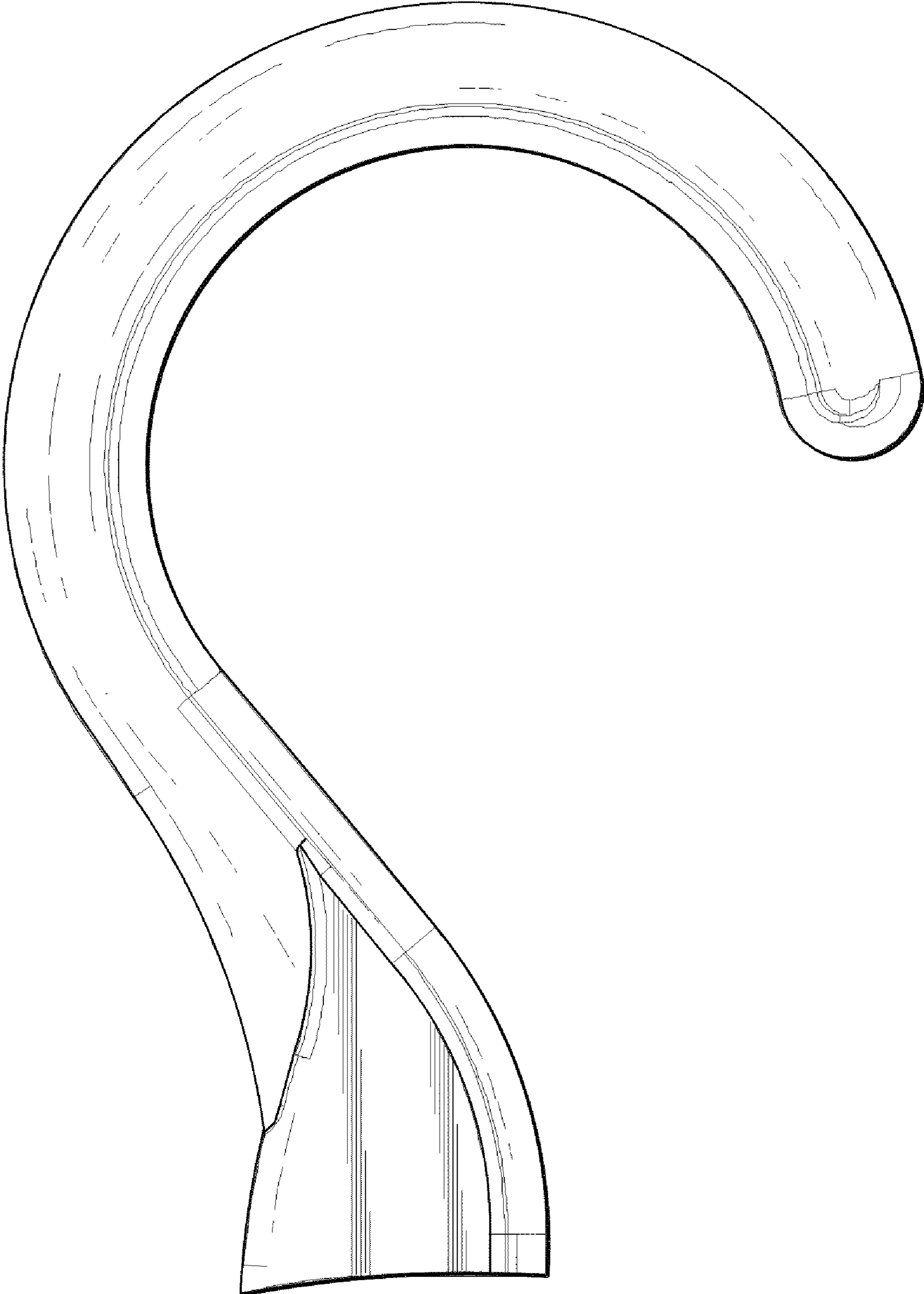


FIG. 3

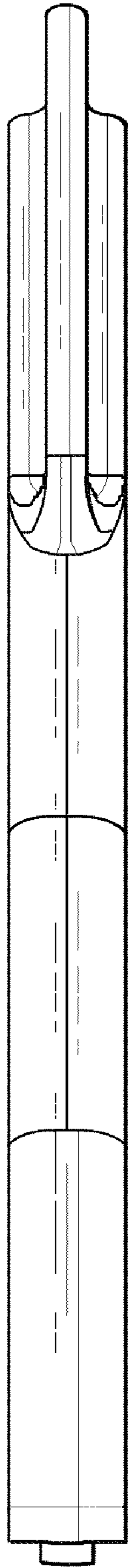


FIG. 4

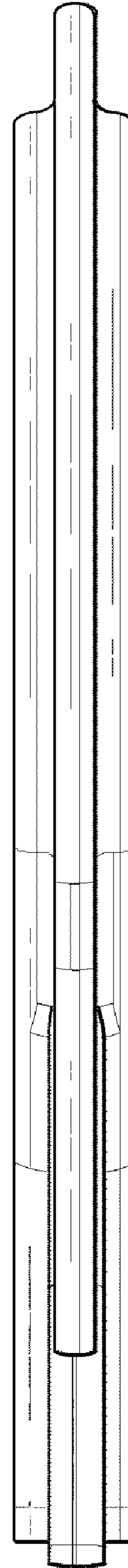


FIG. 5

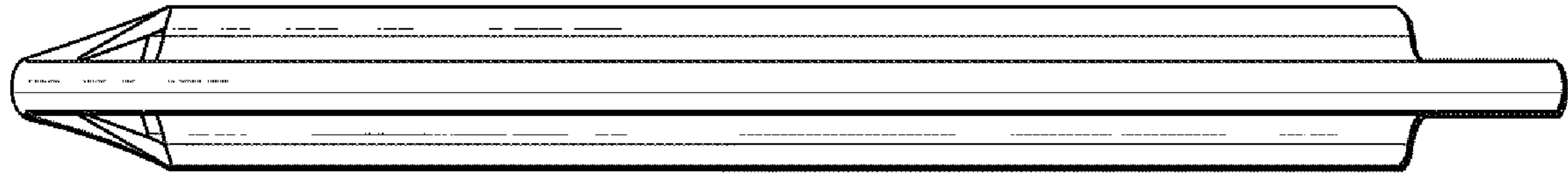


FIG. 6

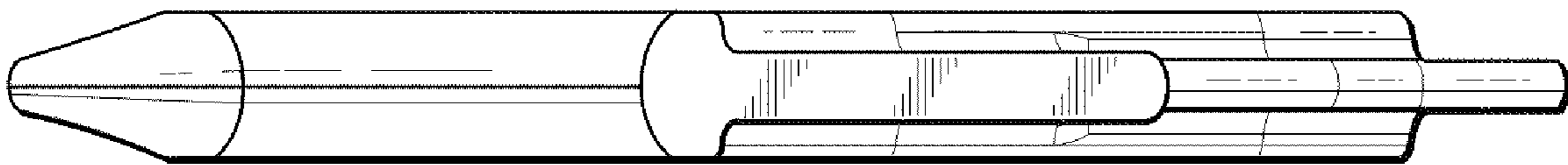


FIG. 7