



US00D634931S

(12) **United States Design Patent**
Terrell

(10) **Patent No.:** **US D634,931 S**

(45) **Date of Patent:** **** Mar. 29, 2011**

(54) **SHOE BAG**

(76) **Inventor:** **Amy Suzanne Terrell**, Sandy Springs,
GA (US)

(**) **Term:** **14 Years**

(21) **Appl. No.:** **29/349,290**

(22) **Filed:** **Mar. 23, 2010**

(51) **LOC (9) Cl.** **03-01**

(52) **U.S. Cl.** **D3/289**

(58) **Field of Classification Search** D3/269,
D3/273, 289, 290, 283, 300, 303, 315, 317;
D9/702, 703, 705, 711; 206/278, 286, 287,
206/749; 383/25, 26, 38, 86, 95, 97

See application file for complete search history.

(56) **References Cited**

U.S. PATENT DOCUMENTS

1,822,780	A *	9/1931	Mansker et al.	383/86
1,997,637	A *	4/1935	Gebelein	383/25
2,276,765	A *	3/1942	De Gree	206/278
2,446,366	A *	8/1948	Epps	206/749
2,497,325	A *	2/1950	Scherba	383/38
4,795,029	A *	1/1989	Campbell et al.	206/278
D395,752	S *	7/1998	Foster	D3/289

D409,834	S *	5/1999	Yang	D3/268
D453,994	S *	3/2002	Meissner	D3/273
D547,063	S *	7/2007	Soetardjo et al.	D3/269
D564,757	S *	3/2008	Mason	D3/290
7,784,611	B2 *	8/2010	Gordon	206/278
2007/0000796	A1 *	1/2007	Kameoka	206/278

* cited by examiner

Primary Examiner — Elizabeth A Albert

Assistant Examiner — Karen E Eldridge Powers

(74) *Attorney, Agent, or Firm* — Rodgers & Rodgers

(57) **CLAIM**

The ornamental design for a shoe bag, as shown and described.

DESCRIPTION

FIG. 1 is a perspective view of a shoe bag showing my new design;

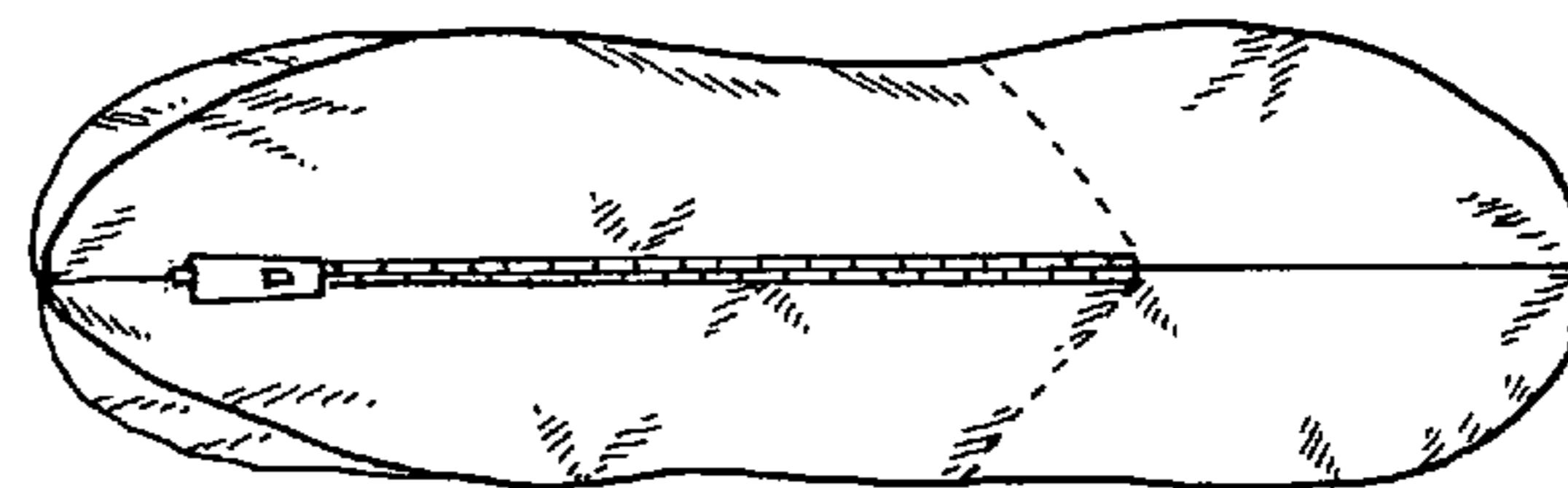
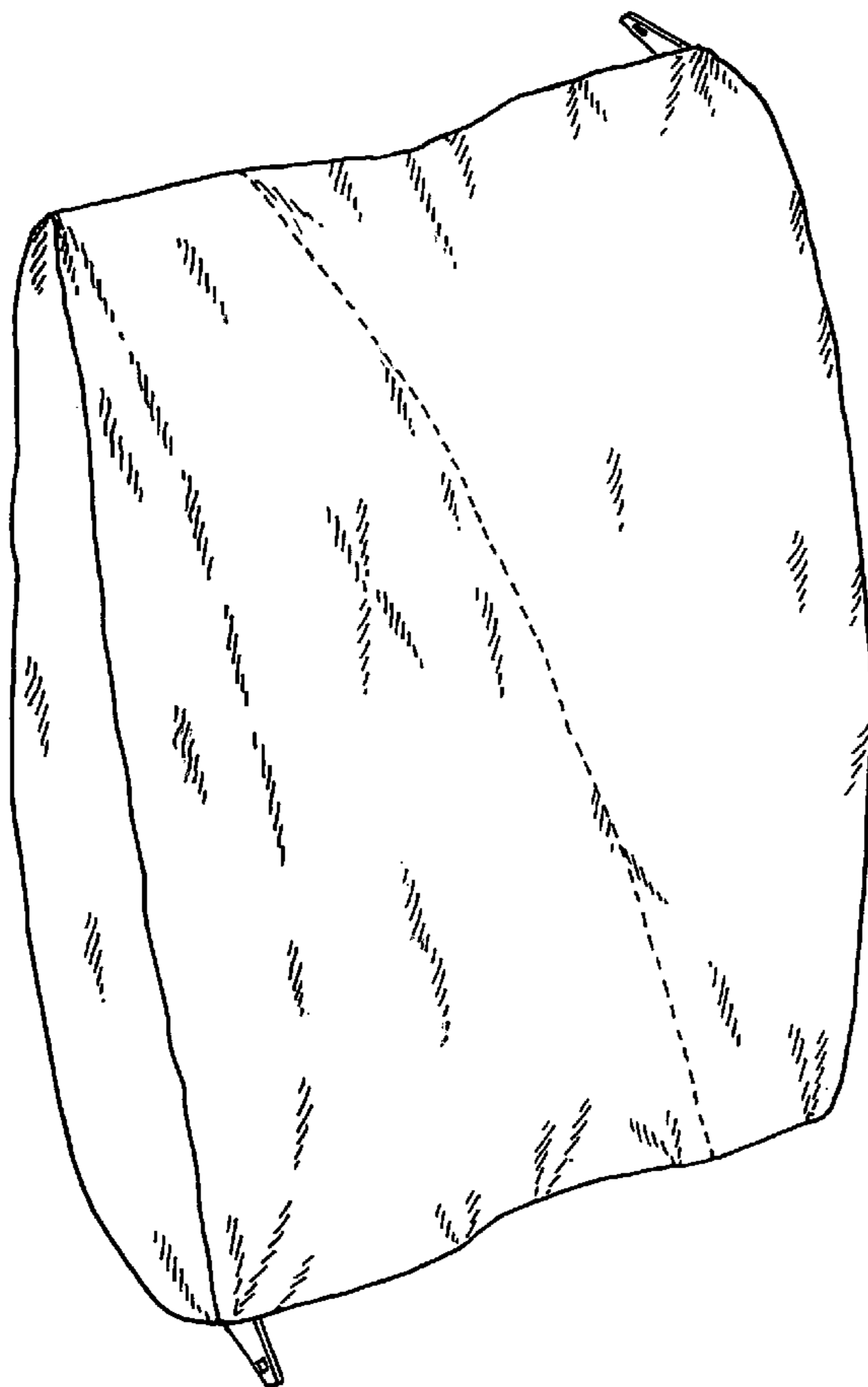
FIG. 2 is a front elevational view thereof;

FIG. 3 is a left-side elevational view thereof, the right side being the same in appearance; and,

FIG. 4 is a bottom plan view thereof, the top being a mirror image thereof.

The broken line shown crossing the front surface of the shoe bag is stitching and forms a part of the claimed design.

1 Claim, 2 Drawing Sheets



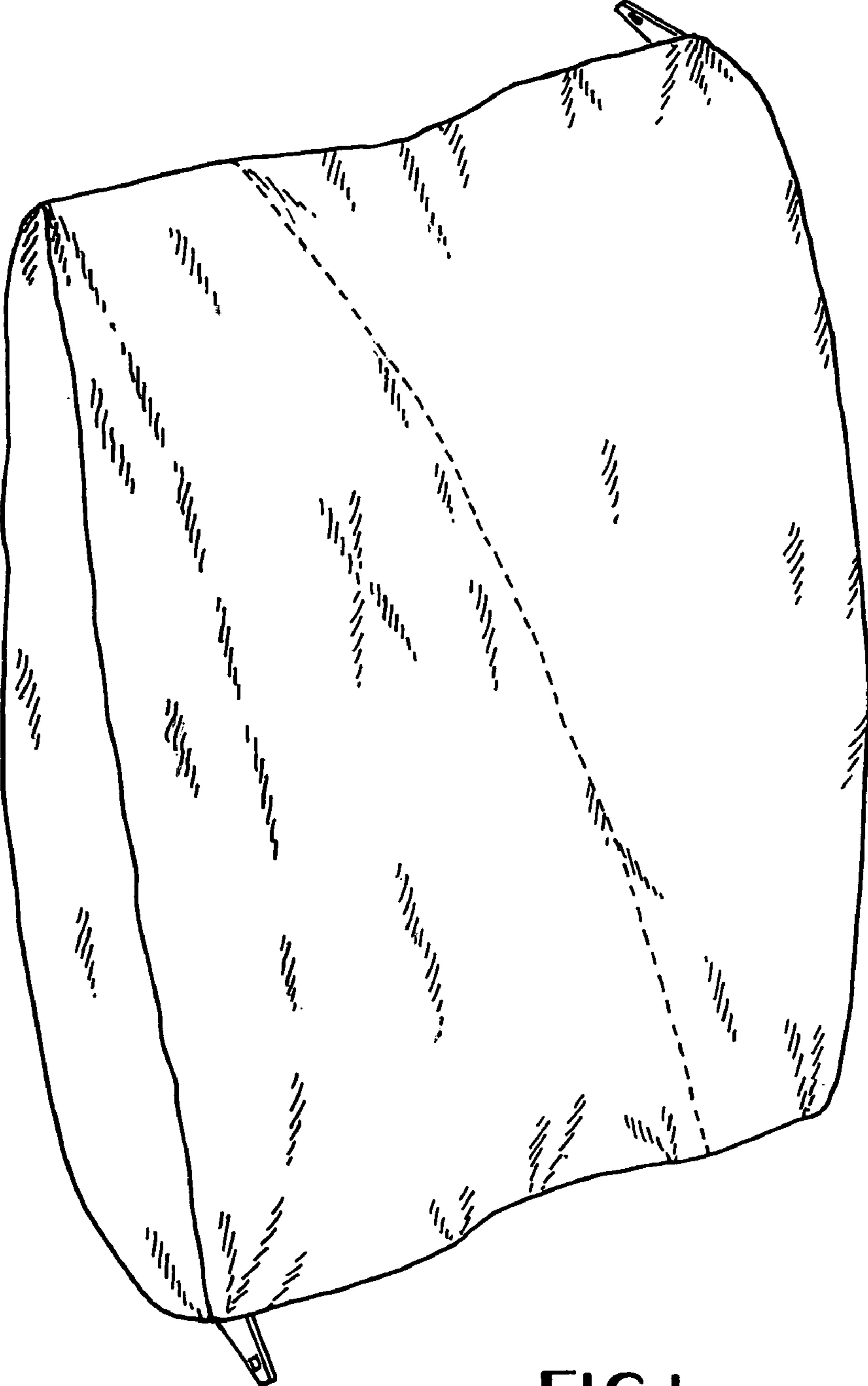


FIG. 1

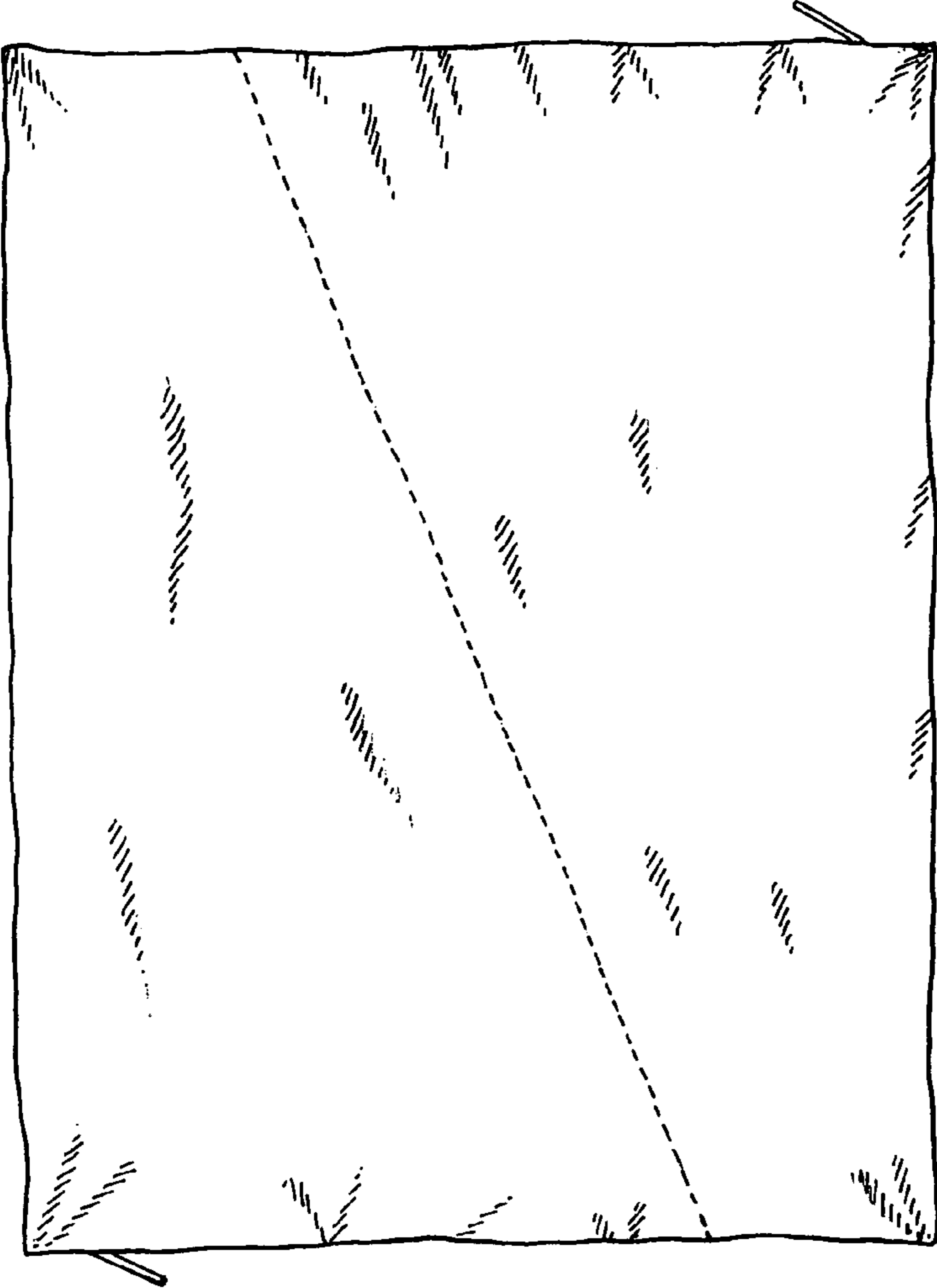


FIG. 2

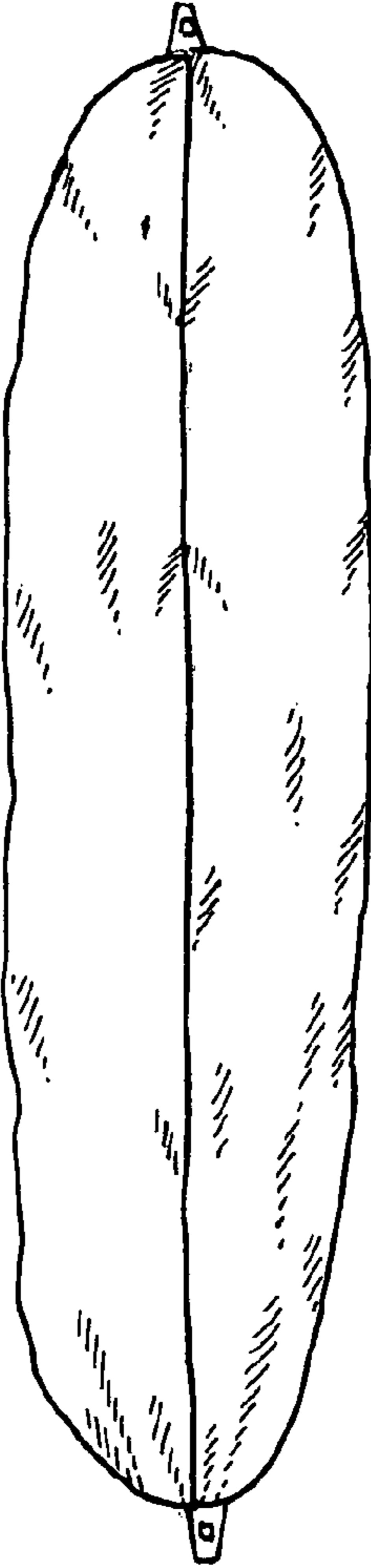


FIG. 3

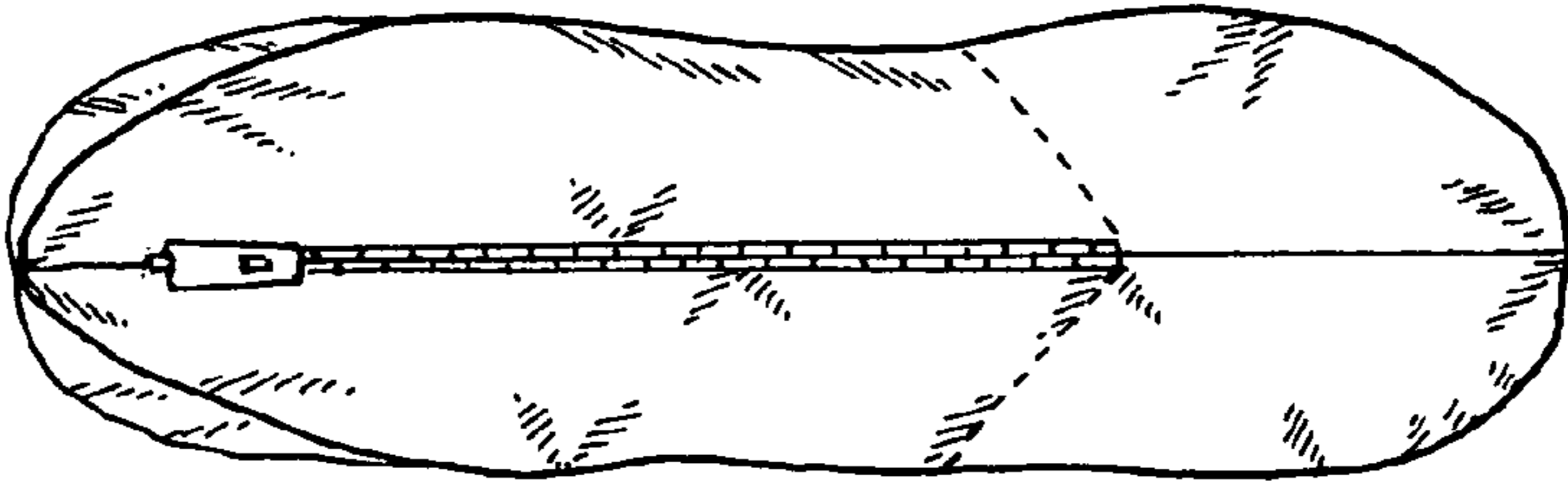


FIG. 4