



US00D634923S

(12) **United States Design Patent**
Lacey

(10) **Patent No.:** **US D634,923 S**
(45) **Date of Patent:** **** Mar. 29, 2011**

(54) **PORTION OF A SHOE OUTSOLE**
(75) **Inventor:** **Brad Lacey**, Salisbury, MA (US)
(73) **Assignee:** **Converse Inc.**, North Andover, MA (US)
(**) **Term:** **14 Years**
(21) **Appl. No.:** **29/382,044**
(22) **Filed:** **Dec. 28, 2010**
(51) **LOC (9) Cl.** **02-04**
(52) **U.S. Cl.** **D2/960; D2/951; D2/959**
(58) **Field of Classification Search** D2/902,
D2/906, 908, 916, 918, 925, 946, 947, 950-962,
D2/977; 36/3 B, 22 R, 24.5, 25 R, 28, 32 R,
36/34 R, 59 C, 67 A, 103
See application file for complete search history.

5,946,824 A * 9/1999 Tighe et al. 36/28
6,065,229 A * 5/2000 Wahrheit 36/25 R
D432,767 S 10/2000 Fogg
D437,106 S 2/2001 Cagner
D441,176 S 5/2001 Dean
6,574,889 B2 6/2003 Cagner
D496,778 S * 10/2004 Le D2/959
D496,779 S 10/2004 Belley et al.
D501,294 S 2/2005 Robbins et al.
D508,307 S 8/2005 Burg et al.
D509,950 S 9/2005 Adams et al.
D515,792 S 2/2006 McClaskie
D543,340 S 5/2007 Favreau et al.
D544,700 S * 6/2007 Link D2/972
D547,035 S * 7/2007 Belley et al. D2/953
D553,835 S 10/2007 McClaskie
D557,884 S 12/2007 McClaskie
D557,886 S 12/2007 McClaskie

(Continued)

(56) **References Cited**

U.S. PATENT DOCUMENTS

D125,431 S 2/1941 Starnier
D197,505 S * 2/1964 Bingham, Jr. D2/955
D241,586 S * 9/1976 Sebestik D2/955
4,041,618 A * 8/1977 Famolare, Jr. 36/25 R
4,044,479 A * 8/1977 Brutting 36/32 R
4,316,335 A * 2/1982 Giese et al. 36/129
D281,459 S * 11/1985 Parker D2/959
D302,765 S 8/1989 Esser
D307,817 S * 5/1990 Schneider D2/959
D316,627 S * 5/1991 Schneider D2/959
5,052,130 A 10/1991 Barry et al.
D329,130 S 9/1992 Yoon
D379,862 S * 6/1997 Morgan D2/953
D385,093 S 10/1997 Cass
D390,348 S 2/1998 Meyer et al.
D394,938 S 6/1998 Lupo
5,768,806 A * 6/1998 Parisotto 36/103
D402,451 S * 12/1998 Wunsch D2/959
5,943,794 A * 8/1999 Gelsomini 36/127

OTHER PUBLICATIONS

Converse Holiday 1995 Catalog, Skate Star.

Primary Examiner — T. Chase Nelson

(74) *Attorney, Agent, or Firm* — Plumsea Law Group, LLC

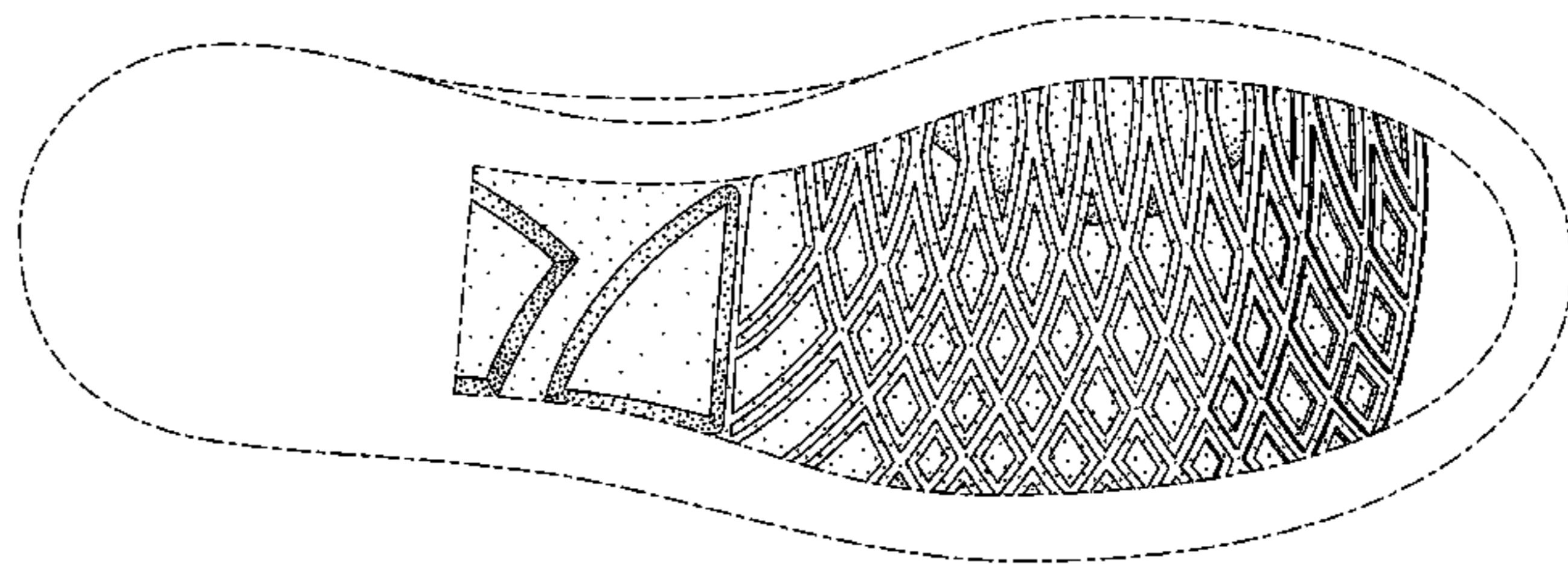
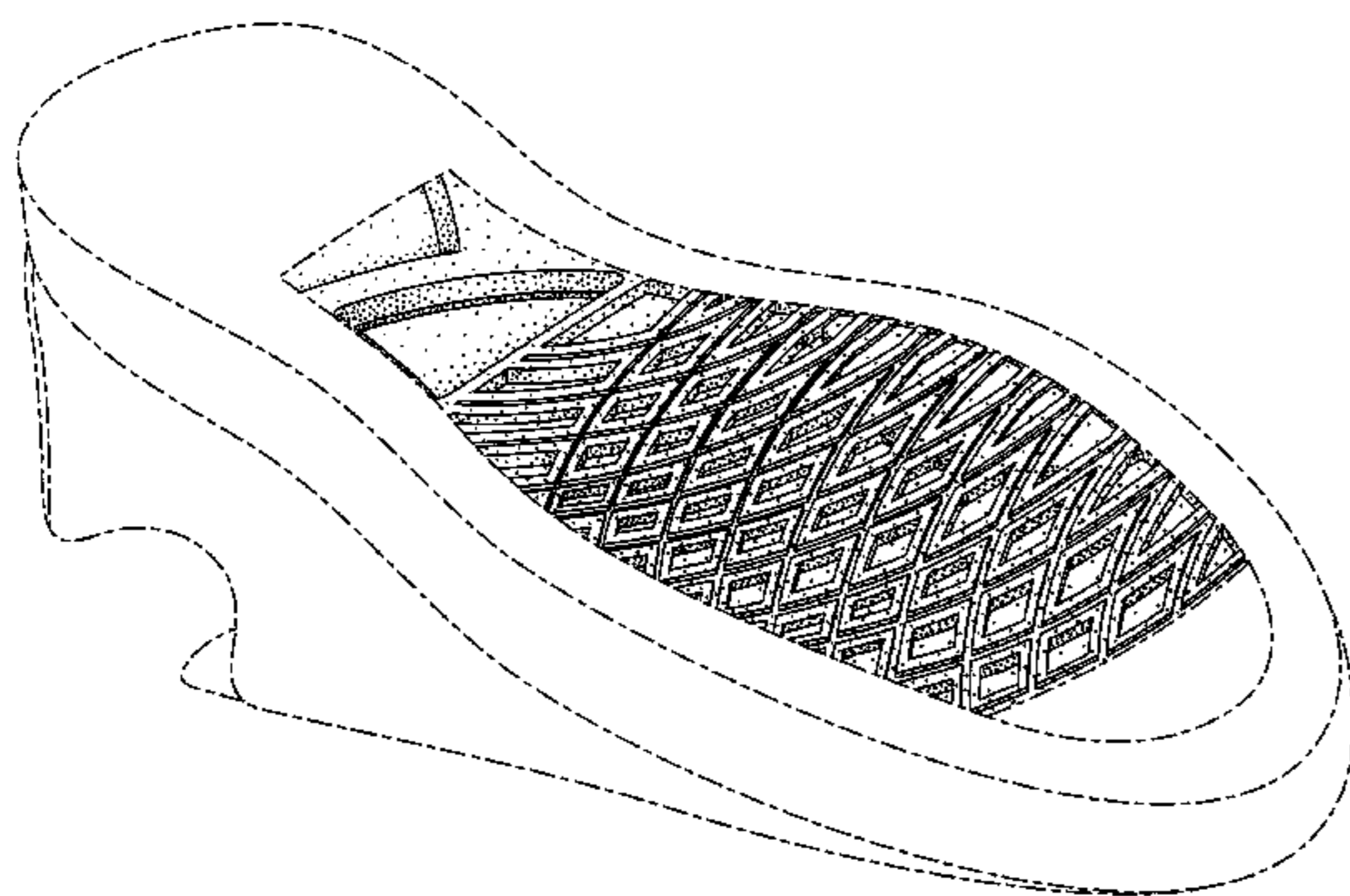
(57) **CLAIM**

The ornamental design for a portion of a shoe outsole, as shown and described.

DESCRIPTION

FIG. 1 is a perspective view of a portion of a shoe outsole showing my new design;
FIG. 2 is a plan view thereof; and,
FIG. 3 is a rear perspective view thereof.
The broken line showings of the boundary of the claimed and the remainder of the shoe form no part of the claimed design.

1 Claim, 3 Drawing Sheets



US D634,923 S

Page 2

U.S. PATENT DOCUMENTS

D561,438 S	2/2008	Belley	
D562,541 S	2/2008	Avar	
D569,593 S	5/2008	Avar	
D577,183 S *	9/2008	Link	D2/959
D577,883 S	10/2008	Link	
D581,641 S	12/2008	Bethke, Jr.	
D584,493 S *	1/2009	Avar	D2/960
D585,187 S	1/2009	Jarvis	
D586,991 S	2/2009	Fuerst	
D589,692 S	4/2009	McClaskie	
D592,383 S *	5/2009	Wawrousek	D2/902
D595,036 S *	6/2009	Link	D2/957
D595,942 S *	7/2009	White et al.	D2/961
D601,334 S *	10/2009	Werman	D2/959
7,596,889 B2 *	10/2009	Pasternak et al.	36/59 R
D607,192 S	1/2010	McClaskie	
D613,043 S *	4/2010	Walton	D2/902
D619,340 S *	7/2010	Feller	D2/916
D620,689 S	8/2010	Weber	
D620,692 S	8/2010	McClaskie	
D624,293 S	9/2010	Recchi et al.	
D625,500 S *	10/2010	Dekovic	D2/959
2001/0016993 A1 *	8/2001	Cagner	36/102
2009/0293314 A1 *	12/2009	Dekovic et al.	36/103
2010/0083535 A1 *	4/2010	Meschter et al.	36/88

* cited by examiner

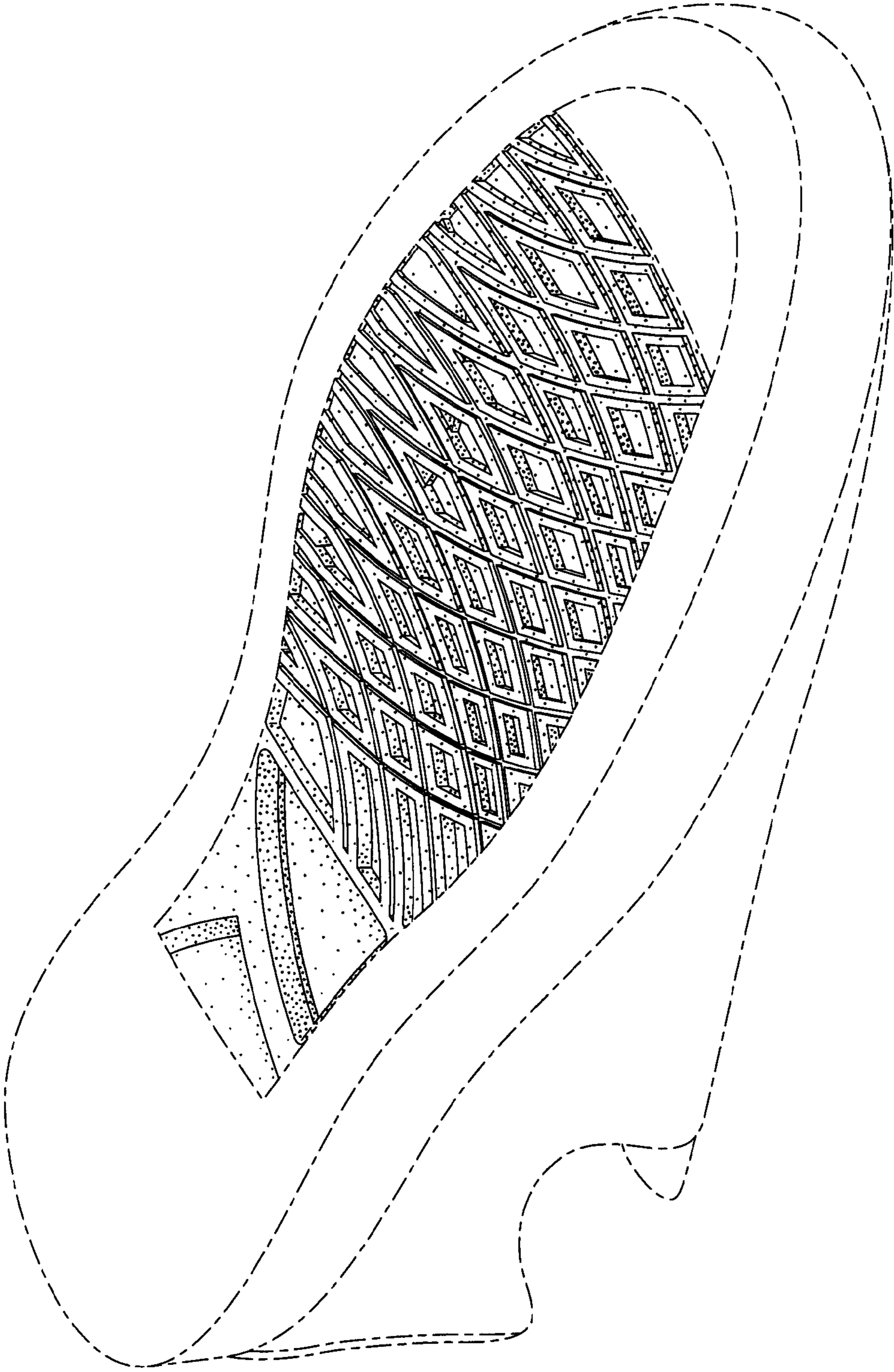


FIG. 1

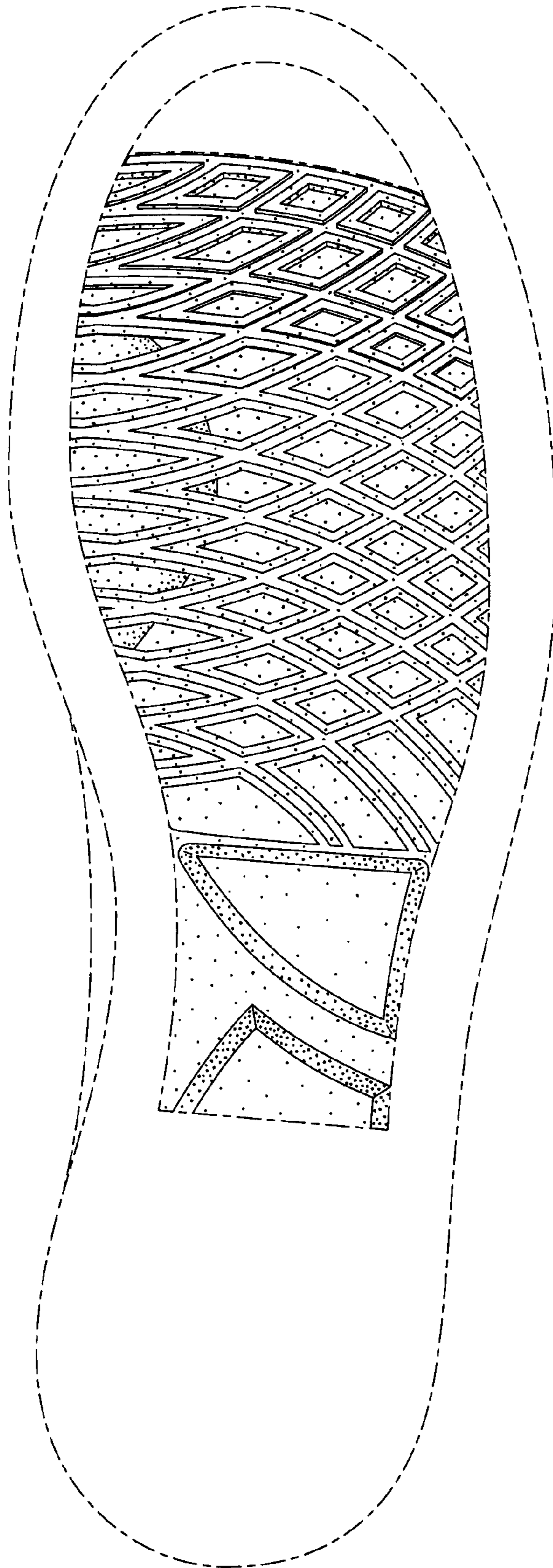


FIG. 2

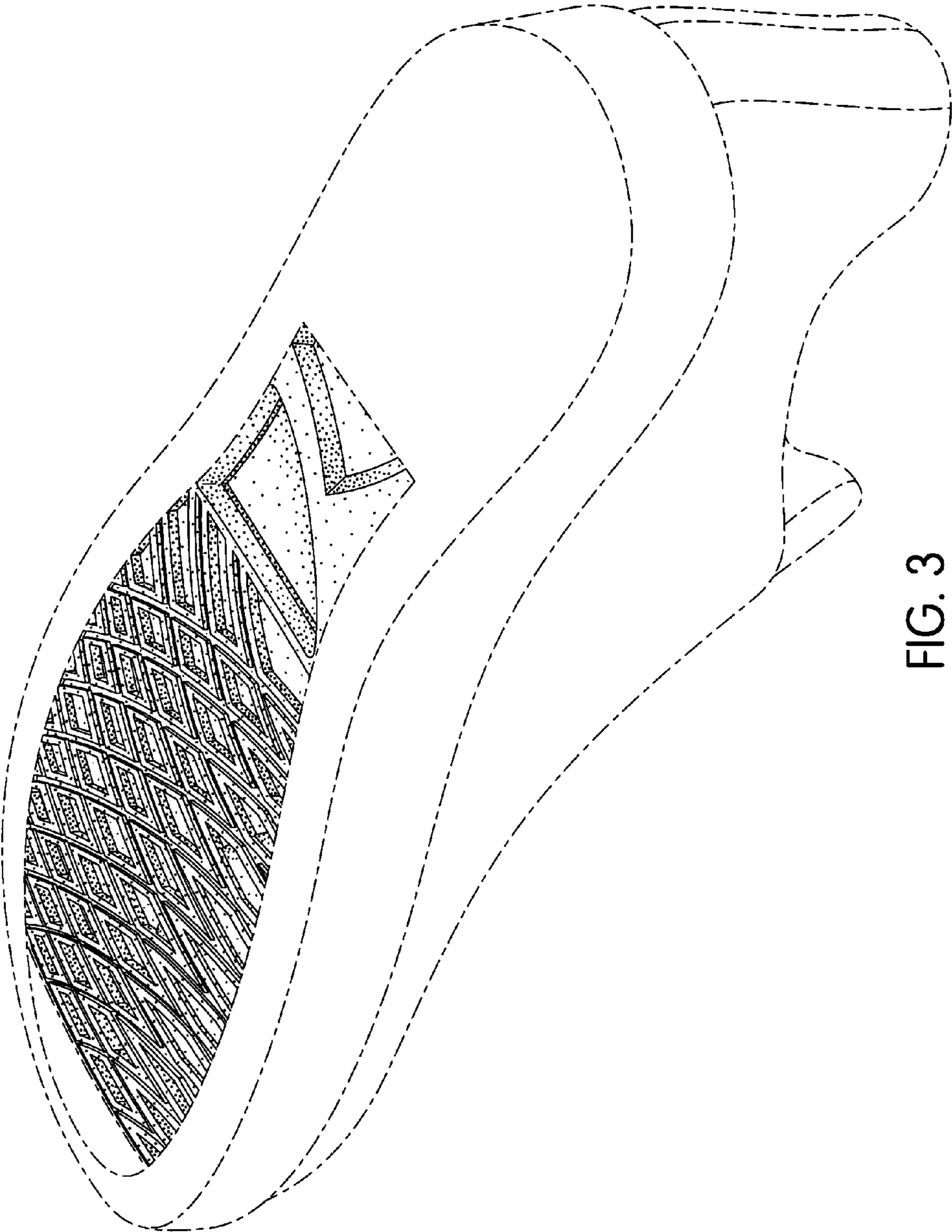


FIG. 3