



US00D634922S

(12) **United States Design Patent**  
**Pauk et al.**

(10) **Patent No.:** **US D634,922 S**

(45) **Date of Patent:** **\*\* Mar. 29, 2011**

(54) **SHOE**

(75) Inventors: **Matthew R. Pauk**, Boston, MA (US);  
**Drew W. Spieth**, Somerville, MA (US)

(73) Assignee: **New Balance Athletic Shoe, Inc.**,  
Boston, MA (US)

(\*\*) Term: **14 Years**

(21) Appl. No.: **29/345,904**

(22) Filed: **Oct. 23, 2009**

(51) **LOC (9) Cl.** ..... **02-04**

(52) **U.S. Cl.** ..... **D2/946; D2/972**

(58) **Field of Classification Search** ..... D2/896-899,  
D2/916, 918-921, 925, 929, 932, 933, 939-941,  
D2/964-966, 969, 971, 972; 36/83, 84, 111,  
36/3 A, 45

See application file for complete search history.

D528,754 S *	9/2006	Dirsa .....	D2/964
D540,014 S *	4/2007	Turner et al. ....	D2/957
D554,842 S *	11/2007	Gaenssler et al. ....	D2/964
D560,060 S *	1/2008	Chan .....	D2/977
D560,061 S *	1/2008	Chan .....	D2/977
D560,903 S *	2/2008	Chan .....	D2/977
7,395,616 B2	7/2008	Fallon	
7,421,805 B2	9/2008	Geer	
D616,188 S *	5/2010	Chan .....	D2/960
7,707,743 B2 *	5/2010	Schindler et al. ....	36/28
D626,316 S *	11/2010	Akhidime .....	D2/946
2007/0240331 A1	10/2007	Borel	
2009/0013559 A1 *	1/2009	Chan et al. ....	36/91
2009/0178303 A1	7/2009	Hurd et al.	

\* cited by examiner

*Primary Examiner* — Stella M Reid

*Assistant Examiner* — Keli L Hill

(74) *Attorney, Agent, or Firm* — W. Gary Dewar

(57) **CLAIM**

The ornamental design for a shoe, as shown and described.

(56) **References Cited**

**U.S. PATENT DOCUMENTS**

291,490 A	1/1884	Buch	
4,566,206 A *	1/1986	Weber .....	36/7.8
5,185,943 A	2/1993	Tong et al.	
5,337,492 A	8/1994	Anderie et al.	
6,216,365 B1	4/2001	Cohen	
6,282,814 B1 *	9/2001	Krafsur et al. ....	36/27
6,421,935 B1	7/2002	Barlett	
D495,129 S *	8/2004	Allen .....	D2/977
6,769,202 B1 *	8/2004	Luthi et al. ....	36/28
6,789,332 B1	9/2004	Scholz	
6,860,034 B2	3/2005	Schmid	
6,944,973 B2	9/2005	Goodwin	
D511,618 S *	11/2005	McDowell et al. ....	D2/977

**DESCRIPTION**

FIG. 1 is a top perspective view of a shoe showing the new design;

FIG. 2 is a right side view of the shoe depicted in FIG. 1;

FIG. 3 is a left side view of the shoe depicted in FIG. 1;

FIG. 4 is a bottom plan view of the shoe depicted in FIG. 1;

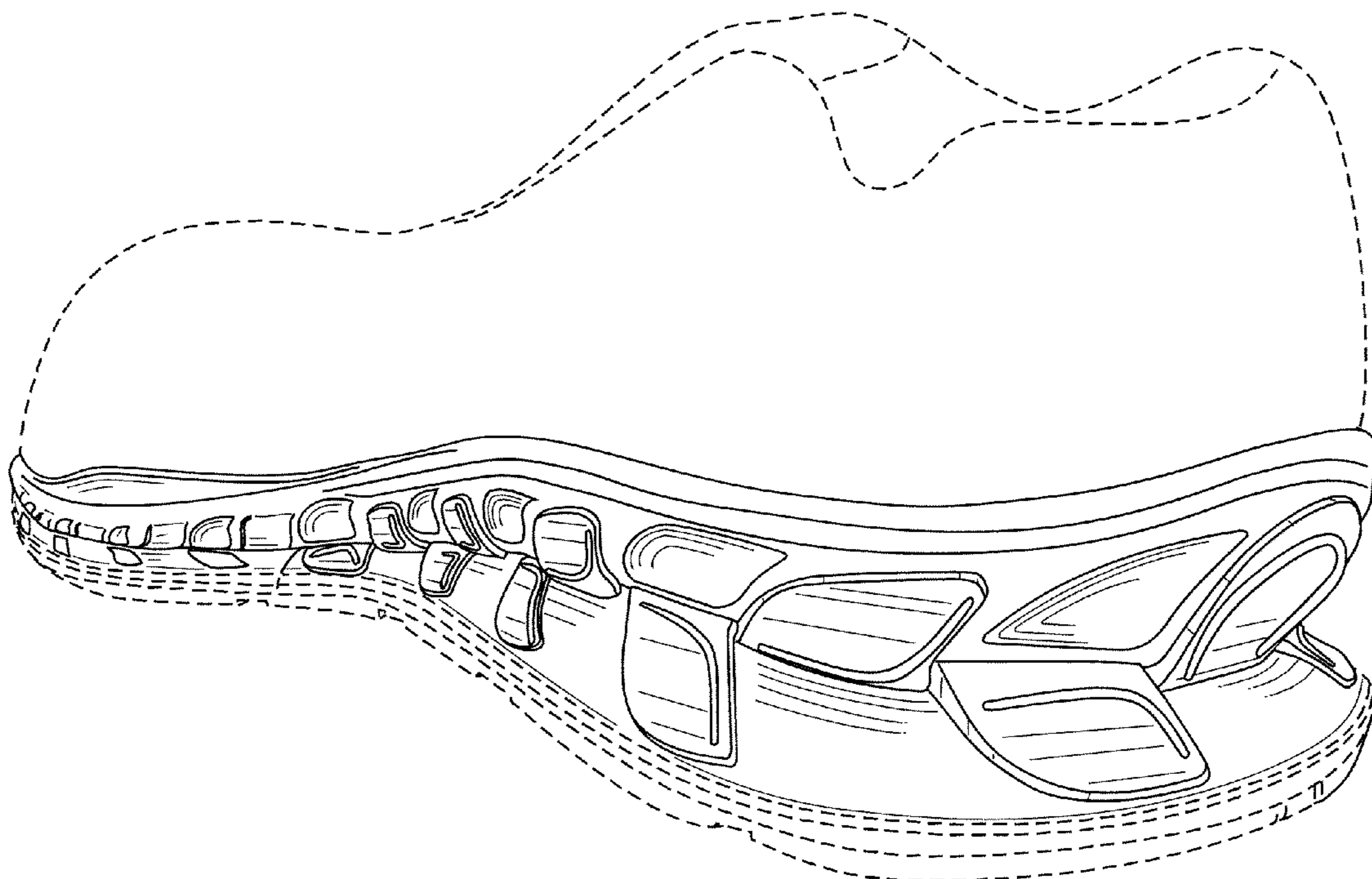
FIG. 5 is a top plan view of the shoe depicted in FIG. 1;

FIG. 6 is a front view of the shoe depicted in FIG. 1; and,

FIG. 7 is a rear view of the shoe depicted in FIG. 1.

The broken lines shown throughout the views illustrate portions of the article that form no part of the claim.

**1 Claim, 6 Drawing Sheets**



**Fig. 1**

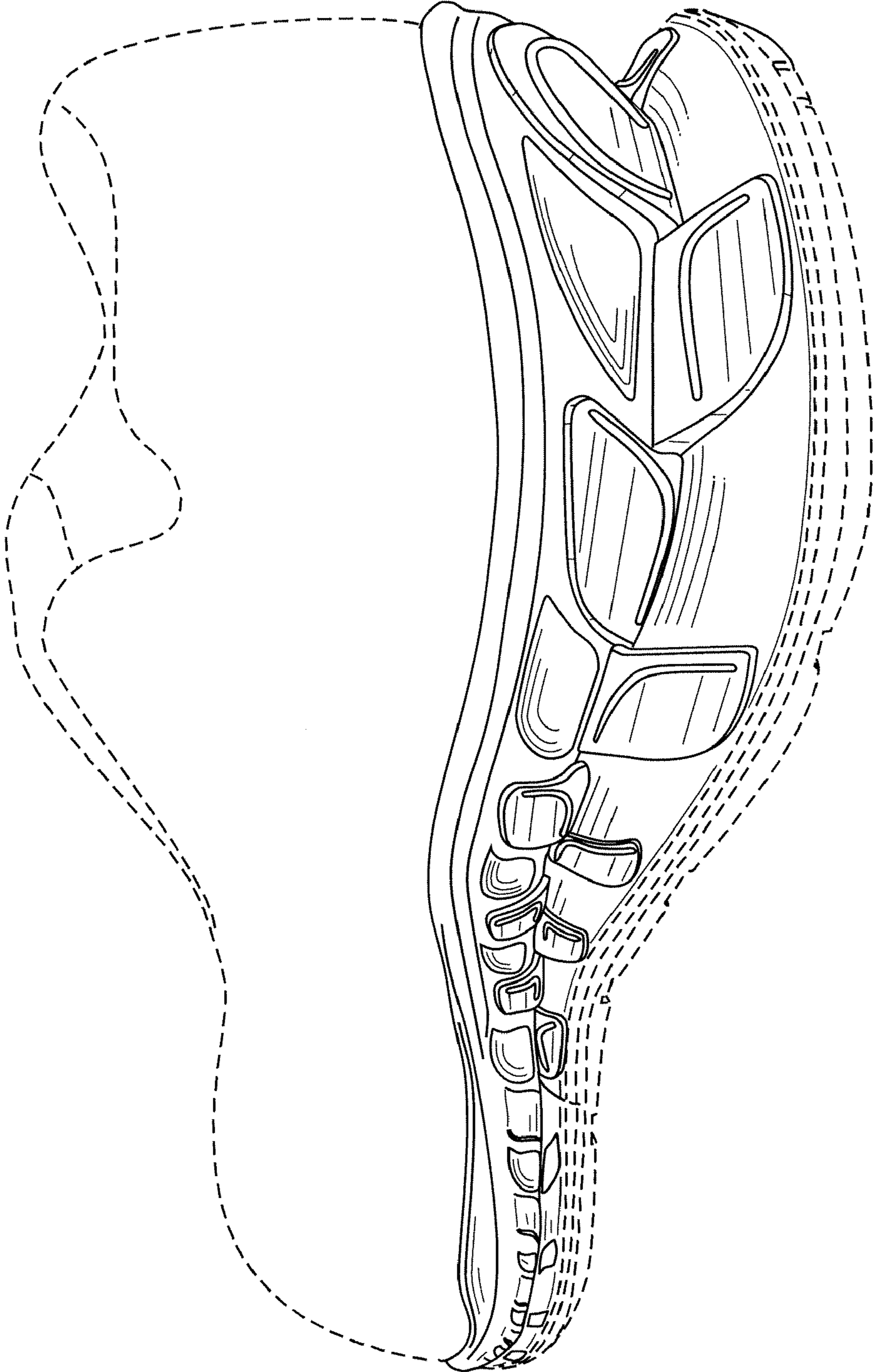


Fig. 2

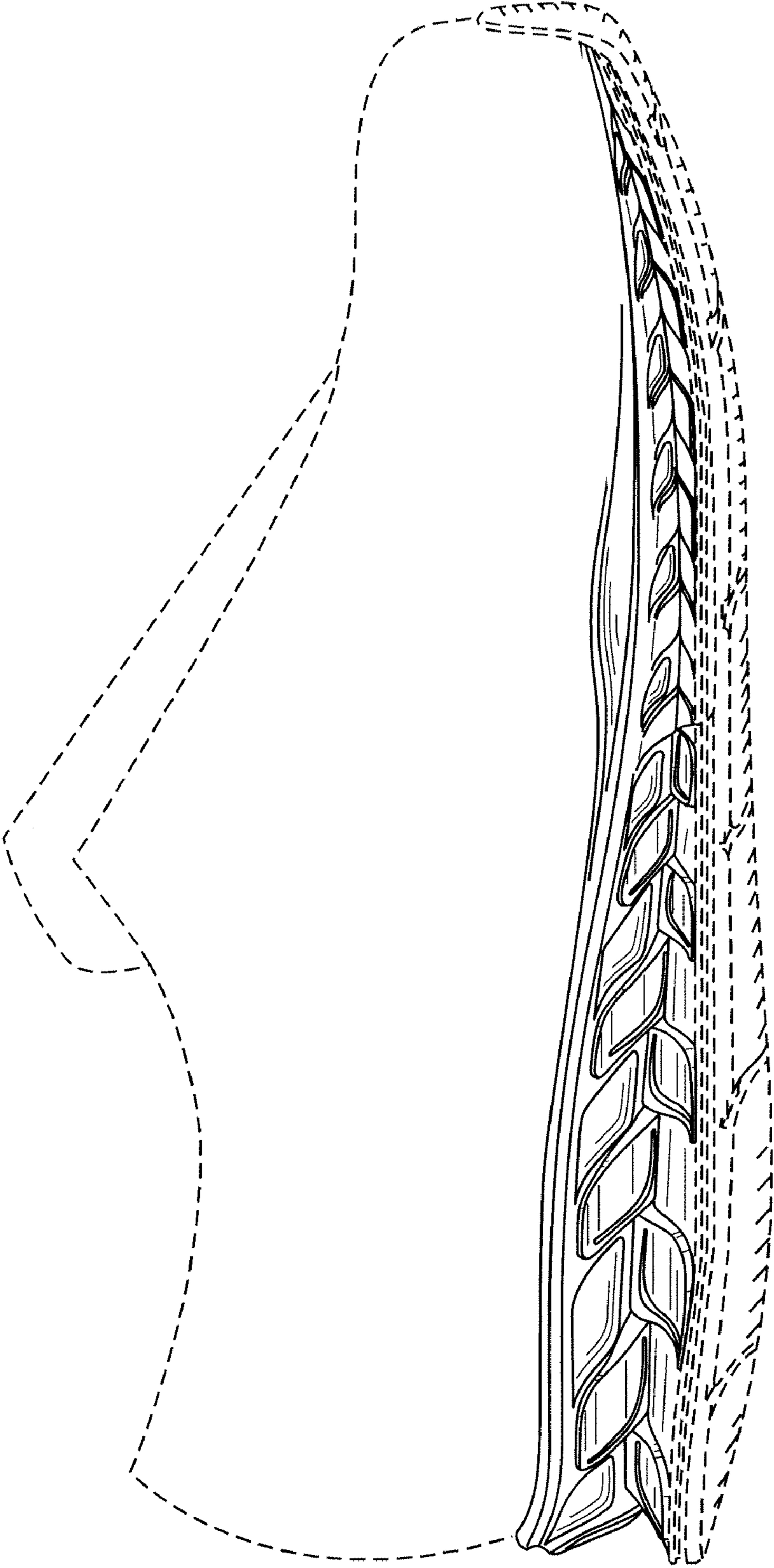
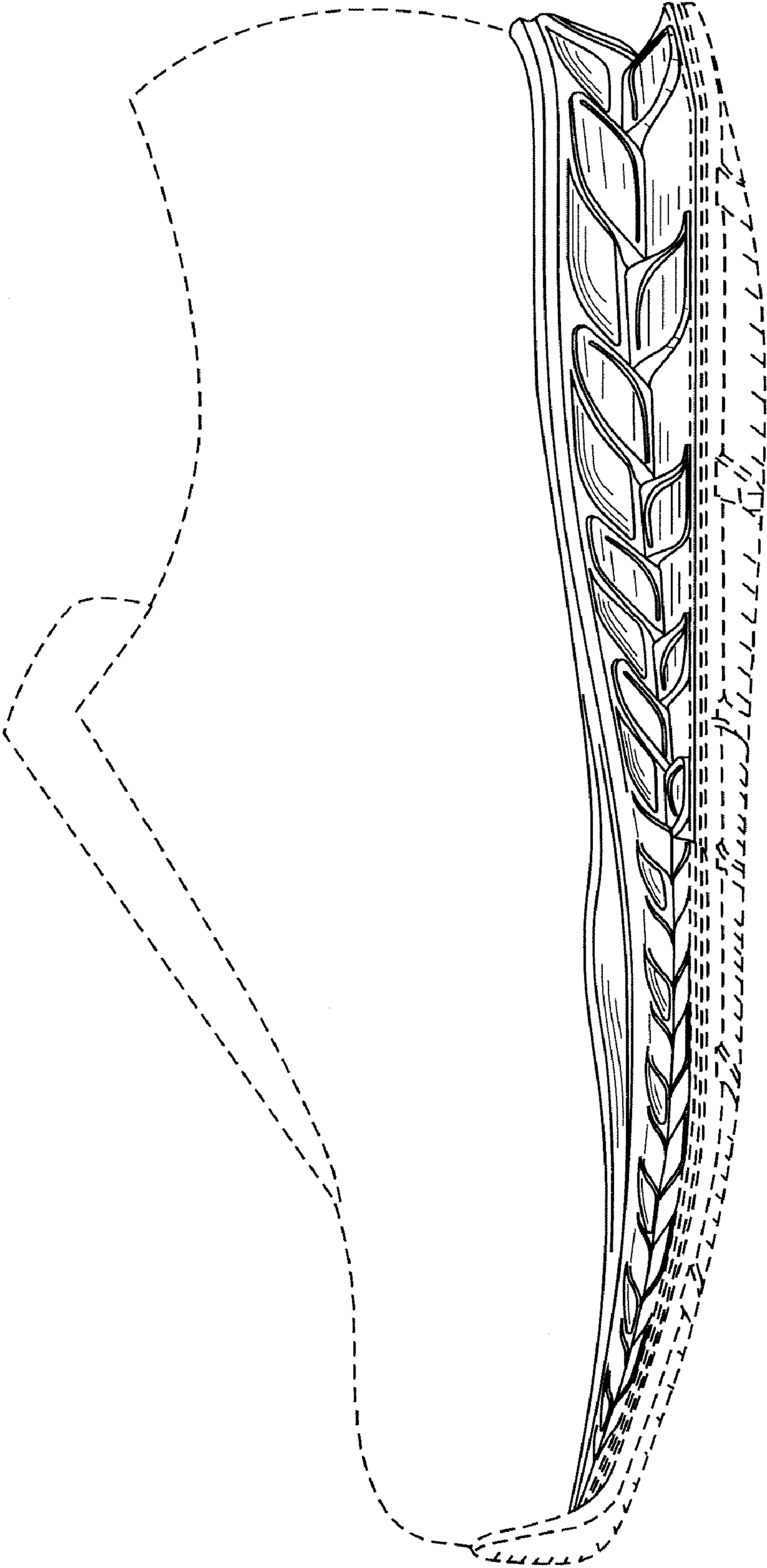
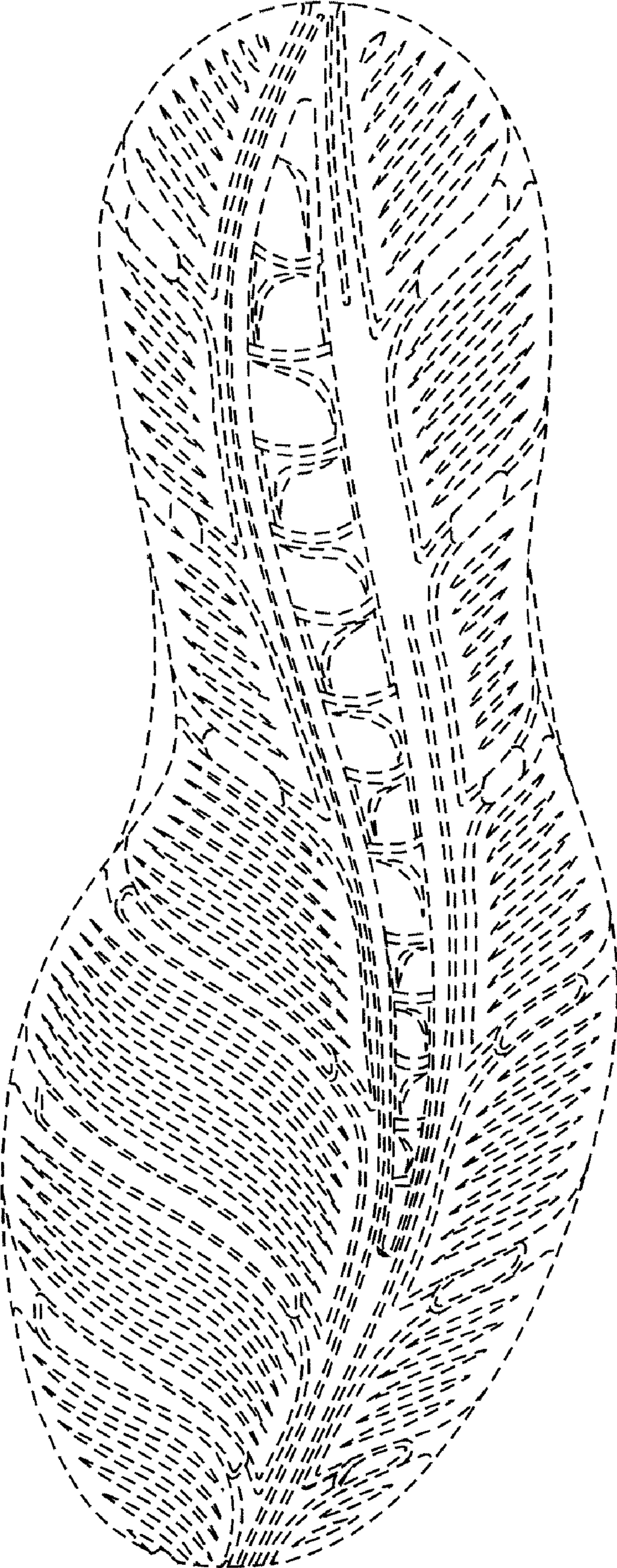


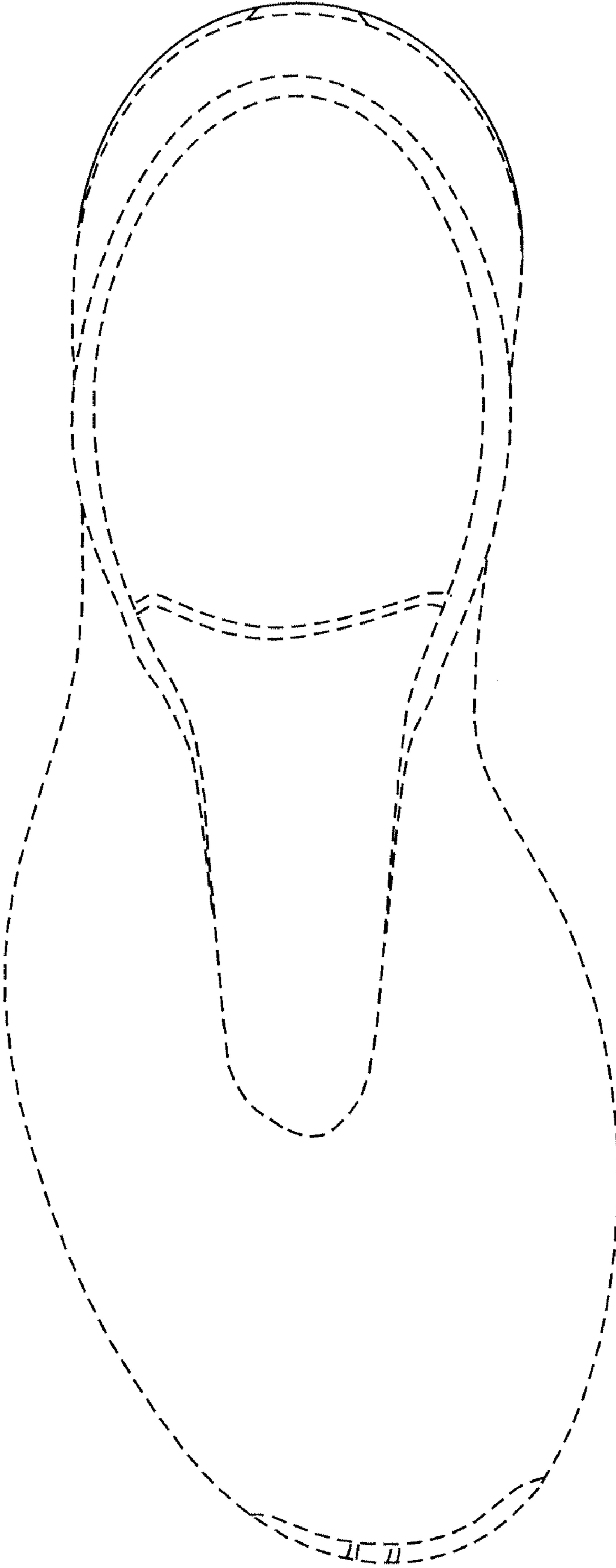
Fig. 3



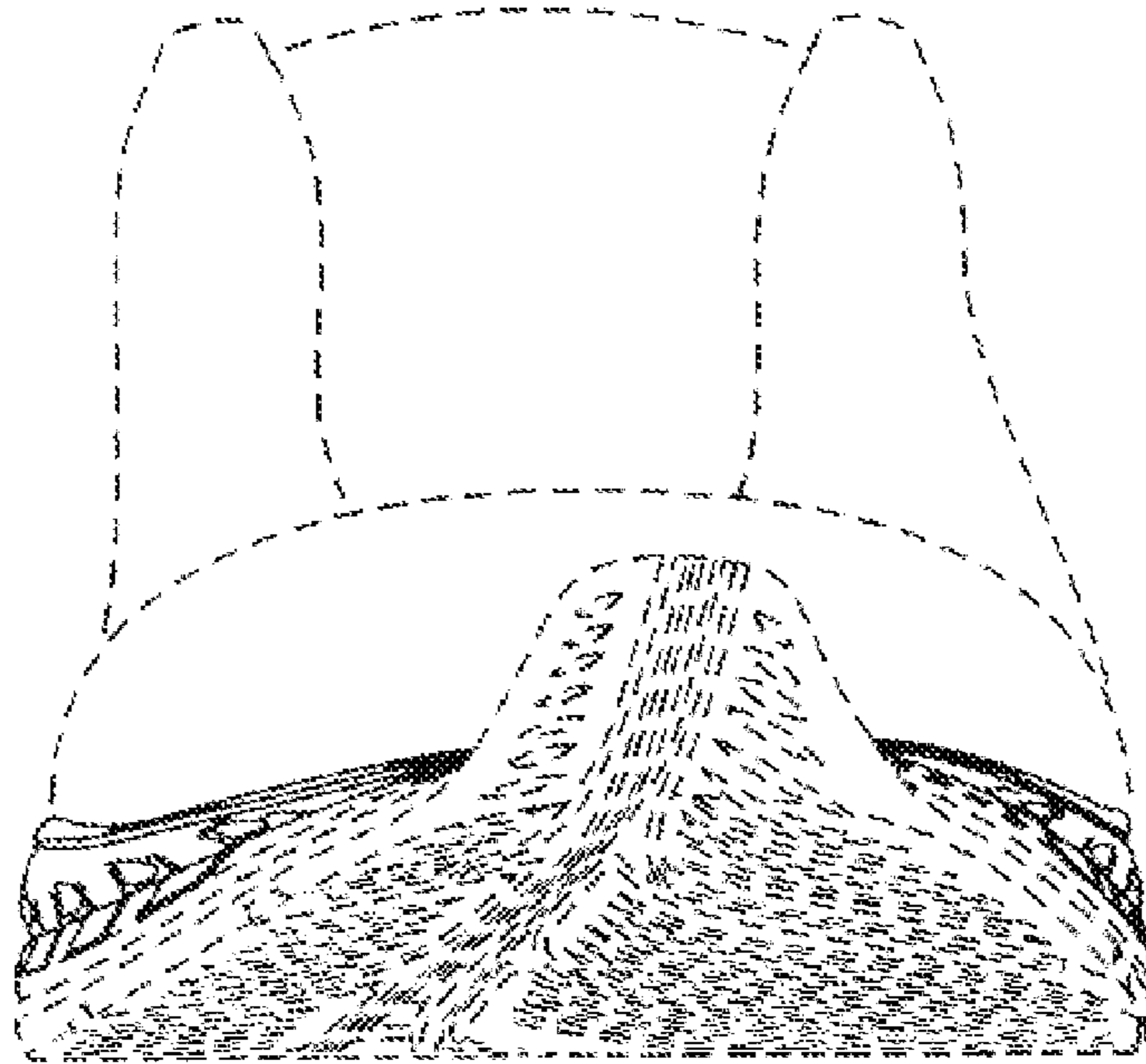
**Fig. 4**



**Fig. 5**



*Fig. 6*



*Fig. 7*

