



US00D634916S

(12) **United States Design Patent**
Peterson et al.

(10) **Patent No.:** **US D634,916 B**

(45) **Date of Patent:** **** Mar. 29, 2011**

(54) **SHOE HORN**

(76) Inventors: **Steven V. Peterson**, Wabasha, MN (US);
Joyce Underdahl, Wabasha, MN (US)

(**) Term: **14 Years**

(21) Appl. No.: **29/259,211**

(22) Filed: **May 4, 2006**

(51) **LOC (9) Cl.** **07-99**

(52) **U.S. Cl.** **D2/642; D2/641**

(58) **Field of Classification Search** D2/641,
D2/642, 643, 896, 900, 919, 999; D3/5,
D3/7, 201, 207, 208, 210; 36/110, 112; 223/113,
223/114, 115, 116, 117, 118

See application file for complete search history.

(56) **References Cited**

U.S. PATENT DOCUMENTS

3,501,073	A *	3/1970	Breithor	223/118
D230,128	S *	1/1974	Fistler et al.	D8/26
D302,490	S *	8/1989	Denney	D26/642
D322,883	S *	1/1992	Cain	D3/12
D325,062	S *	3/1992	Kogoj	D21/766

D339,398	S *	9/1993	Gauer	D21/766
D371,231	S *	7/1996	Traber et al.	D2/642
D378,547	S *	3/1997	Holland	D2/642
D427,418	S *	7/2000	Huang et al.	D2/642
D448,141	S *	9/2001	Huang	D2/642
6,695,182	B1 *	2/2004	Shrewsbury	223/113
2006/0253054	A1 *	11/2006	Wright	601/137

* cited by examiner

Primary Examiner — Stella Reid

Assistant Examiner — Elizabeth J. Oswecki

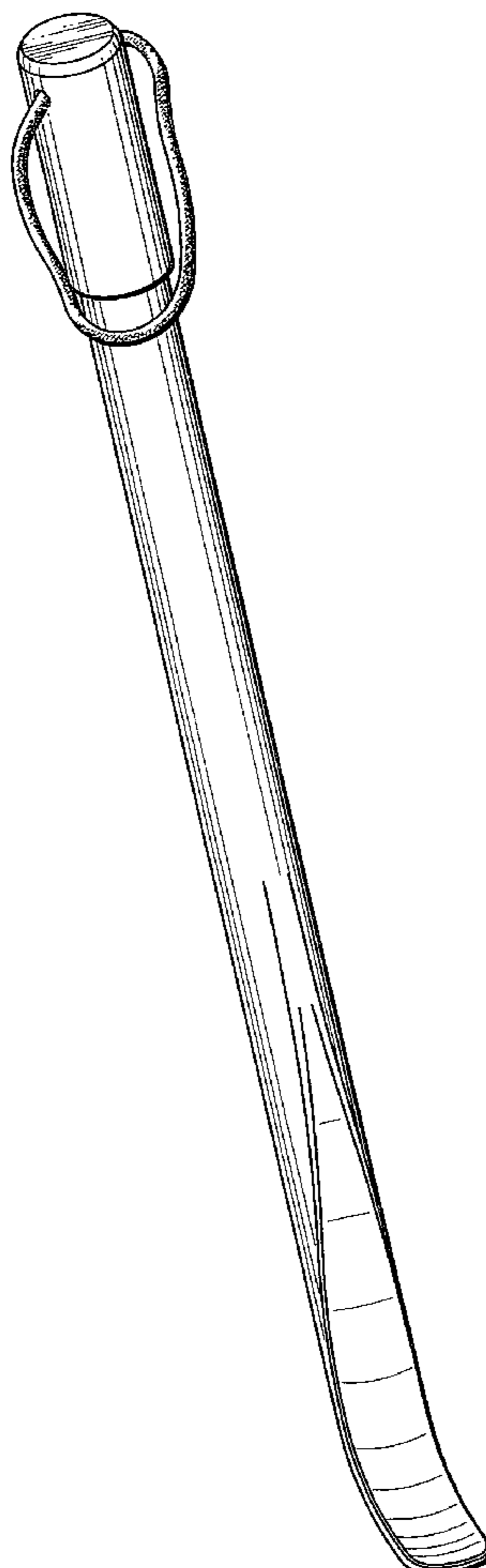
(57) **CLAIM**

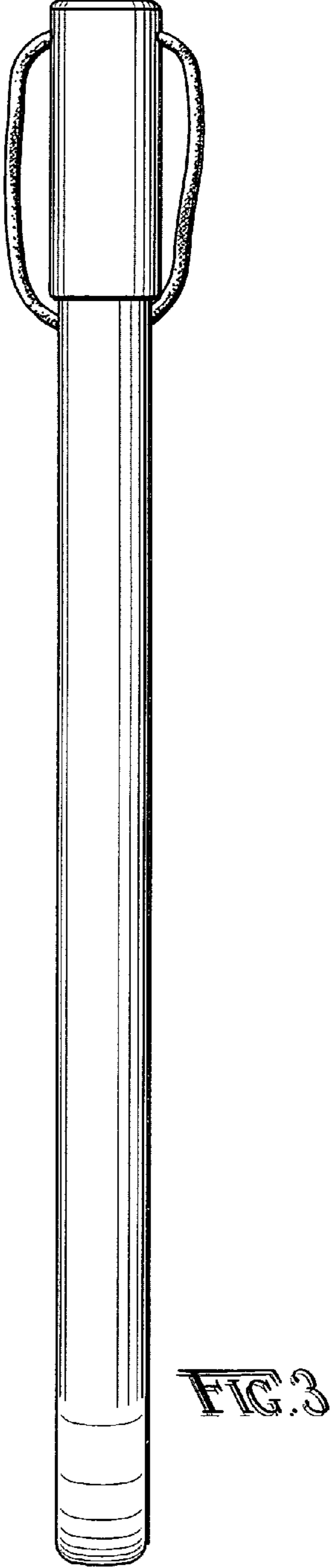
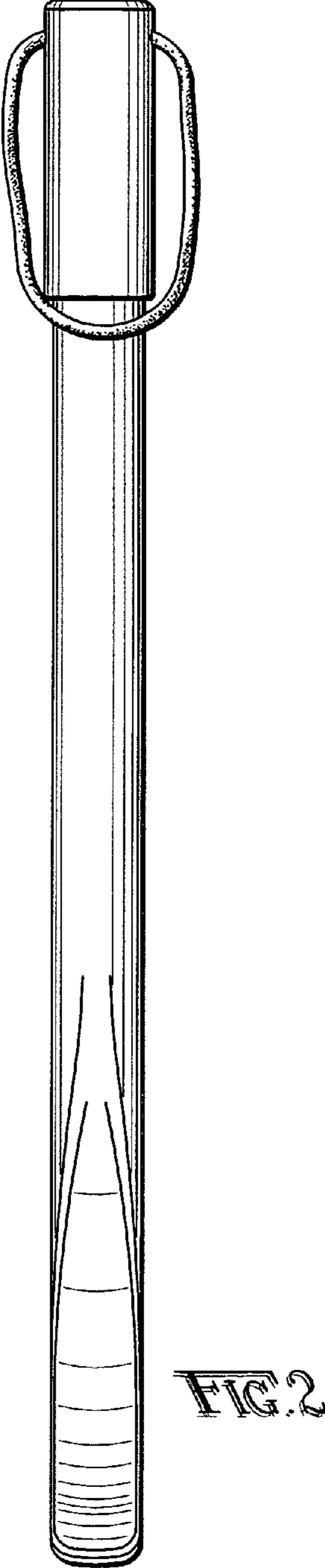
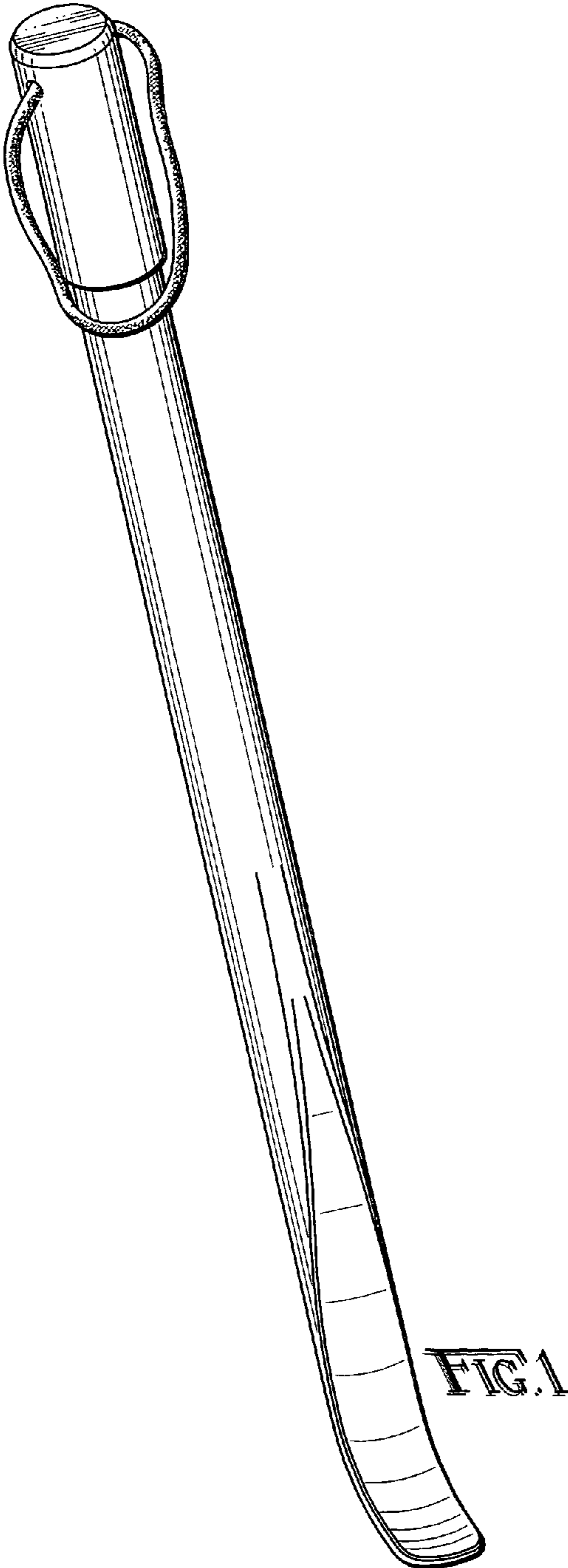
The ornamental design for a shoe horn, as shown and described.

DESCRIPTION

FIG. 1 is a perspective view of our design;
FIG. 2 is a front elevational view of our design;
FIG. 3 is a back elevational view of our design;
FIG. 4 is a top view of our design;
FIG. 5 is a bottom view of our design; and,
FIG. 6 is a side view of my design, the opposite side view
being a mirror image thereof.

1 Claim, 2 Drawing Sheets





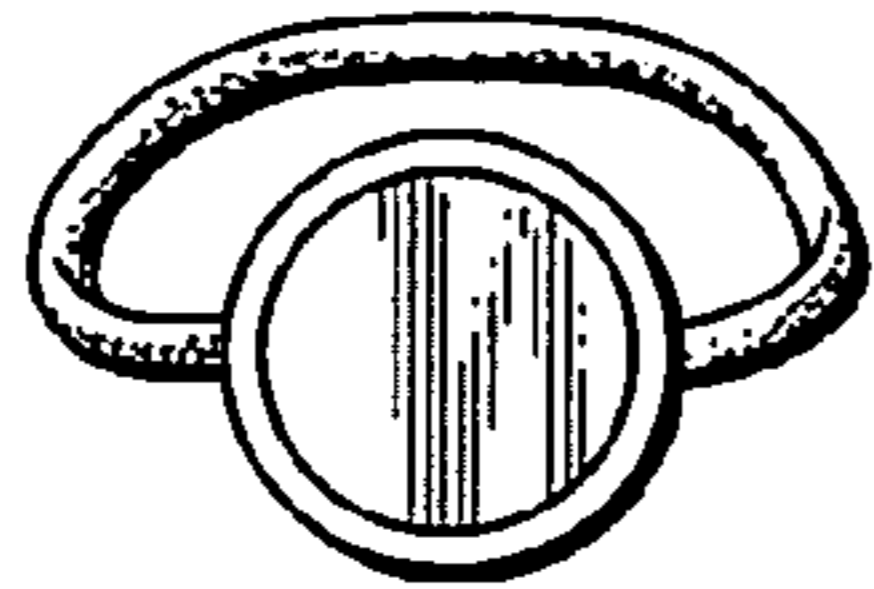


FIG. 4

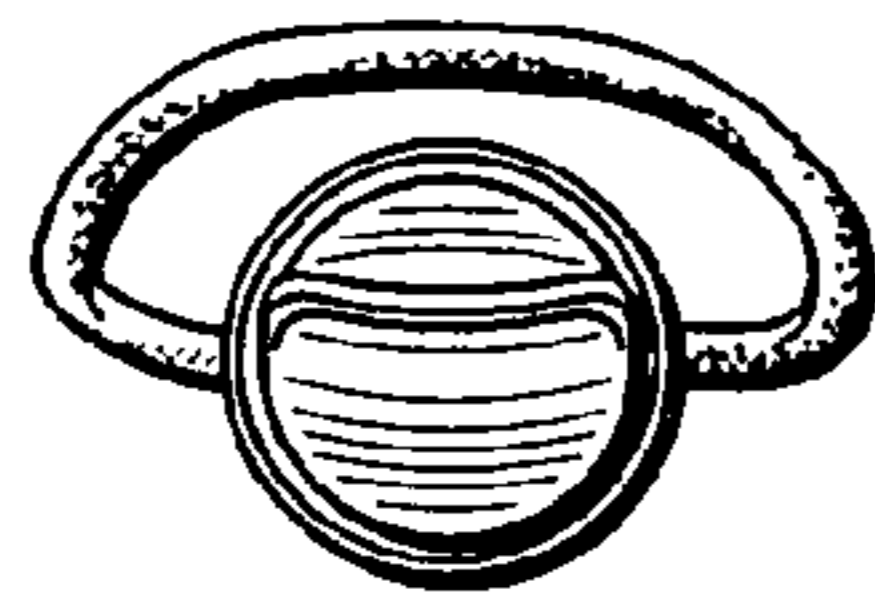


FIG. 5

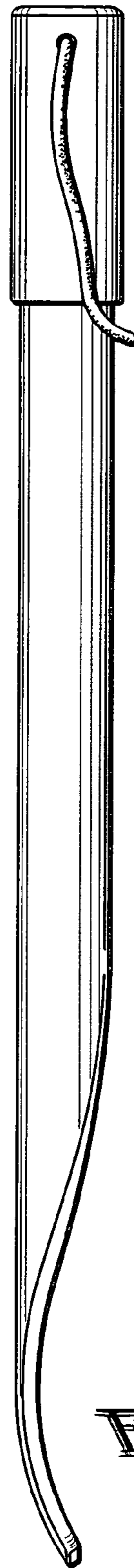


FIG. 6