



US00D634915S

(12) **United States Design Patent**
Nave et al.

(10) **Patent No.:** **US D634,915 S**
(45) **Date of Patent:** **** Mar. 22, 2011**

(54) **SAFE**

(75) Inventors: **Zachery T. Nave**, Oak Creek, WI (US);
Steven B. Hedlund, Pepper Pike, OH
(US)

(73) Assignee: **Master Lock Company LLC**, Oak
Creek, WI (US)

(**) Term: **14 Years**

(21) Appl. No.: **29/358,524**

(22) Filed: **Mar. 29, 2010**

(51) **LOC (9) Cl.** **25-02**

(52) **U.S. Cl.** **D99/28**

(58) **Field of Classification Search** D99/28,
D99/34, 35, 36, 37, 43, 99; D18/3.1, 3.3,
D18/12, 12.1, 12.2, 12.3, 46, 47, 4.4, 4.5,
D18/4.6; 235/379, 381, 382, 382.5; 194/206;
D14/900, 901, 902; 109/1 V, 1 R, 2, 58,
109/64, 78, 79

See application file for complete search history.

(56) **References Cited**

U.S. PATENT DOCUMENTS

941,940	A *	11/1909	McCormick	109/48
D181,025	S *	9/1957	Sederquist	D99/34
D278,689	S *	5/1985	Jupe	D10/42
D310,211	S *	8/1990	Tanbe	D14/387
5,065,156	A *	11/1991	Bernier	340/932.2
D327,877	S *	7/1992	Martin	D18/4.6
D386,781	S *	11/1997	Sasaki	D18/4.6
D388,228	S *	12/1997	Dallman	D99/28
D431,788	S *	10/2000	Tuxen et al.	D10/42
D445,234	S *	7/2001	Isaacs et al.	D99/28
D446,011	S *	8/2001	Ogilvie et al.	D3/273
D460,005	S *	7/2002	Jacquet	D10/42
D461,839	S *	8/2002	Hsu	D18/7

D462,517	S *	9/2002	Knox et al.	D3/271.5
D467,561	S *	12/2002	Kosciolek	D14/451
D500,782	S *	1/2005	Bhavnani	D18/7
D532,782	S *	11/2006	Russo et al.	D14/307
D544,903	S *	6/2007	Henry et al.	D18/4.6
D563,404	S *	3/2008	Taniho et al.	D14/302
D579,795	S *	11/2008	Martinez et al.	D10/42
D583,355	S *	12/2008	Wente	D14/159
D598,175	S *	8/2009	Pendleton	D99/28
D607,488	S *	1/2010	Dahl	D18/4.6
D608,525	S *	1/2010	Osiecki et al.	D99/28
D619,775	S *	7/2010	Pendleton	D99/28
D623,824	S *	9/2010	Pendleton	D99/28
D624,274	S *	9/2010	Pendleton	D99/28
2008/0229983	A1 *	9/2008	Pendleton	109/45

* cited by examiner

Primary Examiner — Stella M Reid

Assistant Examiner — Elizabeth J Oswecki

(74) *Attorney, Agent, or Firm* — Calfee, Halter & Griswold
LLP

(57) **CLAIM**

We claim the ornamental design for a safe, as shown and described.

DESCRIPTION

FIG. 1 is a front perspective view of a safe showing our new design;

FIG. 2 is a front view thereof;

FIG. 3 is a rear view thereof;

FIG. 4 is a top view thereof;

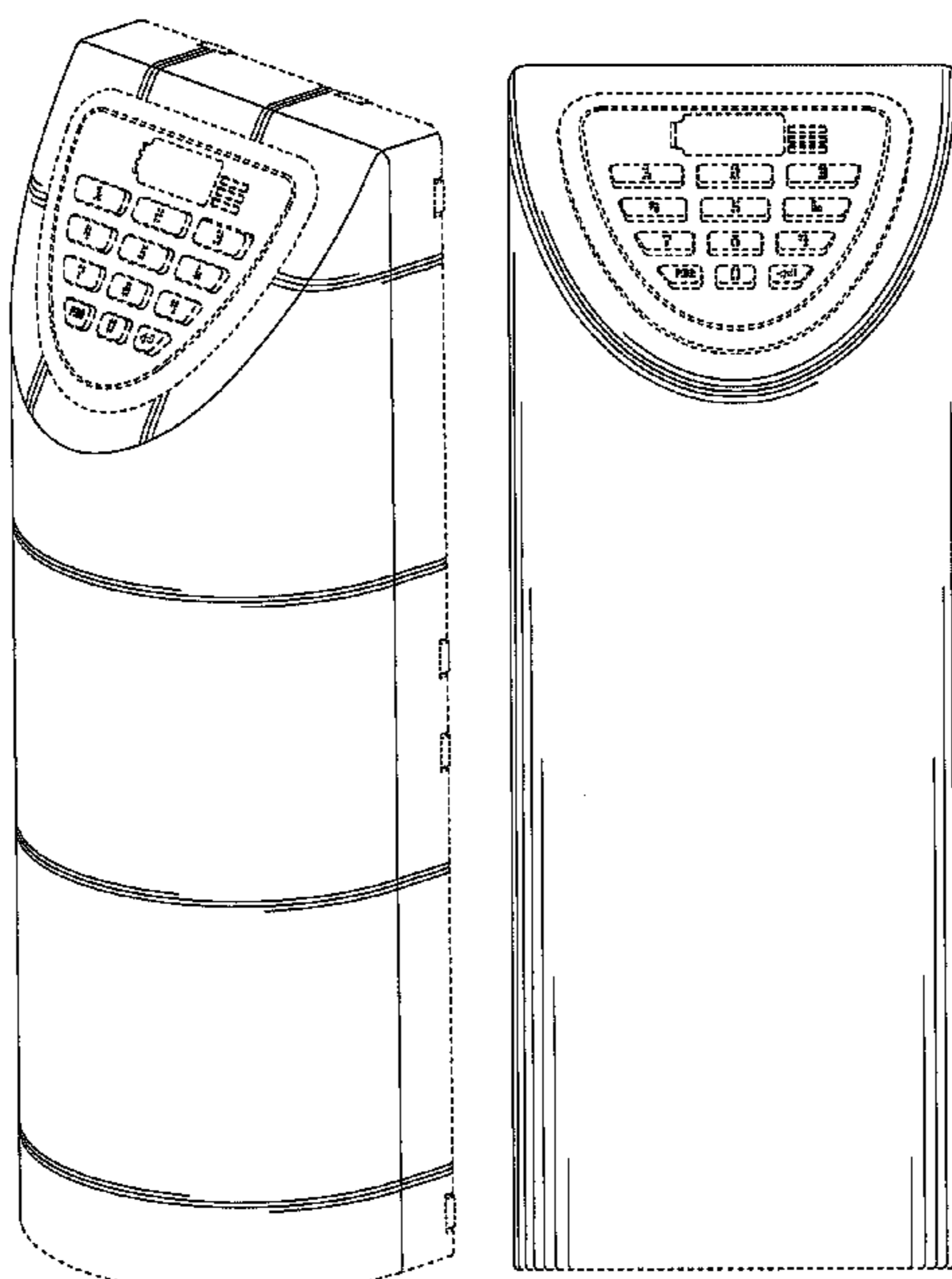
FIG. 5 is a bottom view thereof;

FIG. 6 is a right side view thereof; and,

FIG. 7 is a left side view thereof.

The portions of the Figures shown in phantom lines are for illustrative purpose only and form no part of the claimed design.

1 Claim, 4 Drawing Sheets



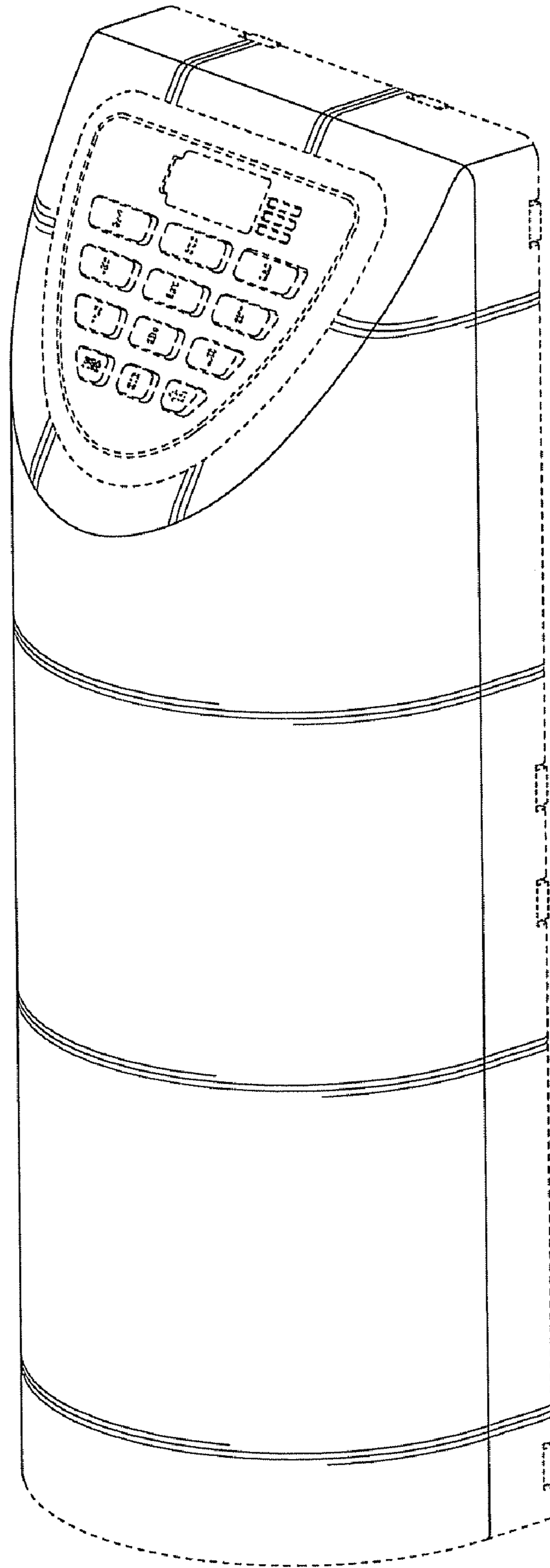


FIG. 1




FIG. 2




FIG. 3

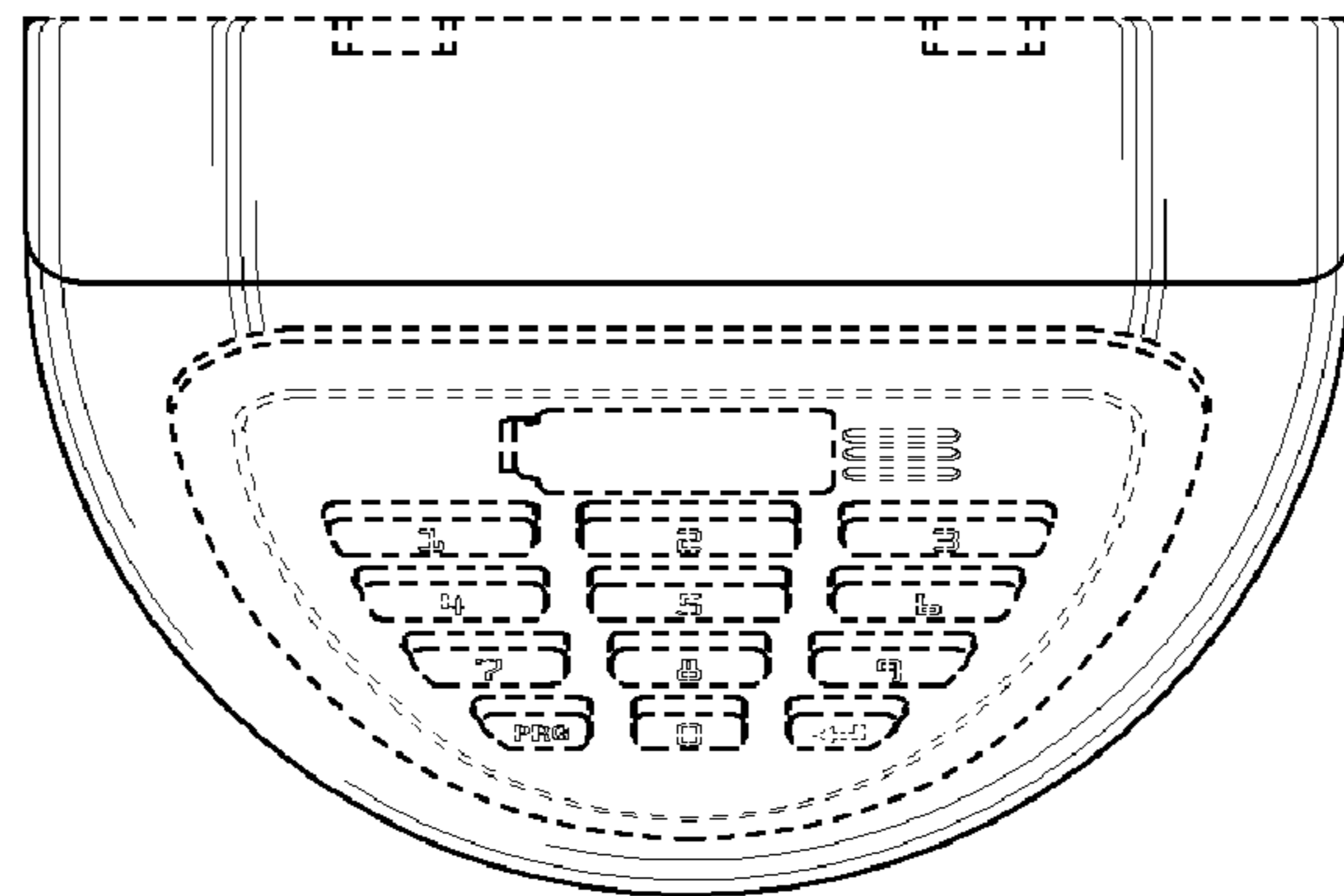


FIG. 4

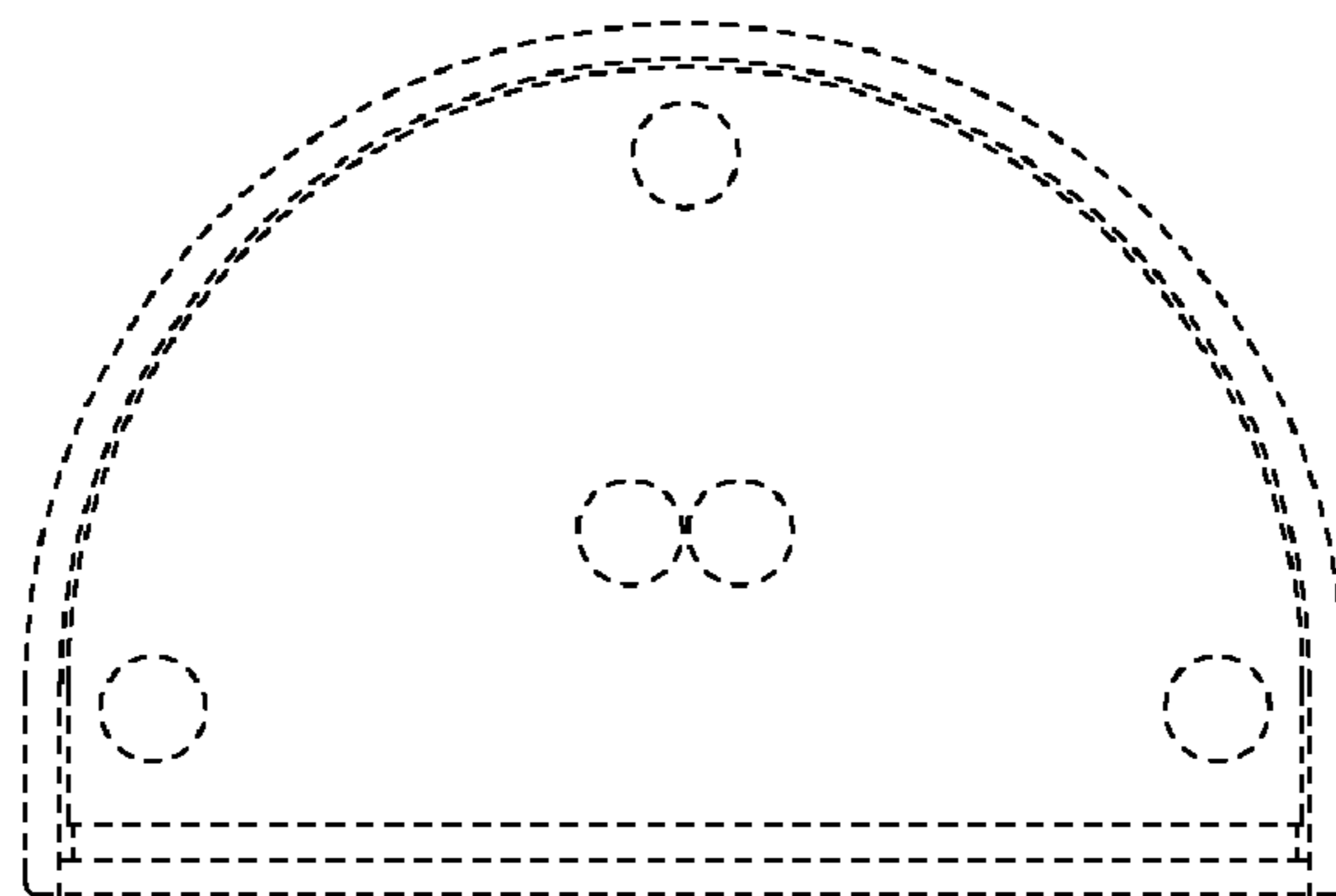


FIG. 5




FIG. 6




FIG. 7