



US00D634908S

(12) **United States Design Patent**  
**Lortscher**

(10) **Patent No.:** **US D634,908 S**

(45) **Date of Patent:** **\*\* Mar. 22, 2011**

(54) **PADDED BUCKET COVER**

(76) Inventor: **Lane Lortscher**, Encino, CA (US)

(\*\*) Term: **14 Years**

(21) Appl. No.: **29/364,210**

(22) Filed: **Jun. 21, 2010**

(51) **LOC (9) Cl.** ..... **07-07**

(52) **U.S. Cl.** ..... **D32/54; D22/136**

(58) **Field of Classification Search** ..... D32/53,  
D32/53.1, 54; 222/570, 567; 220/694-701,  
220/780; D22/136

See application file for complete search history.

(56) **References Cited**

**U.S. PATENT DOCUMENTS**

3,751,845	A *	8/1973	van Leeuwen	.....	43/56
D371,185	S *	6/1996	Mullins	.....	D22/136
5,730,309	A *	3/1998	Jiradejnunt et al.	.....	220/276
D408,509	S *	4/1999	Goble	.....	D23/311

D439,022	S *	3/2001	Brandeis	.....	D32/53
D451,575	S *	12/2001	Nelson	.....	D22/136
D574,668	S *	8/2008	Kelly	.....	D7/608

\* cited by examiner

*Primary Examiner* — Robin V Webster

(74) *Attorney, Agent, or Firm* — Kelly Lowry & Kelley, LLP

(57) **CLAIM**

The ornamental design for a padded bucket cover, as shown and described.

**DESCRIPTION**

FIG. 1 is a top and side perspective view of a padded bucket cover wherein an exemplary bucket is shown in dotted lines and forms no part of the design;

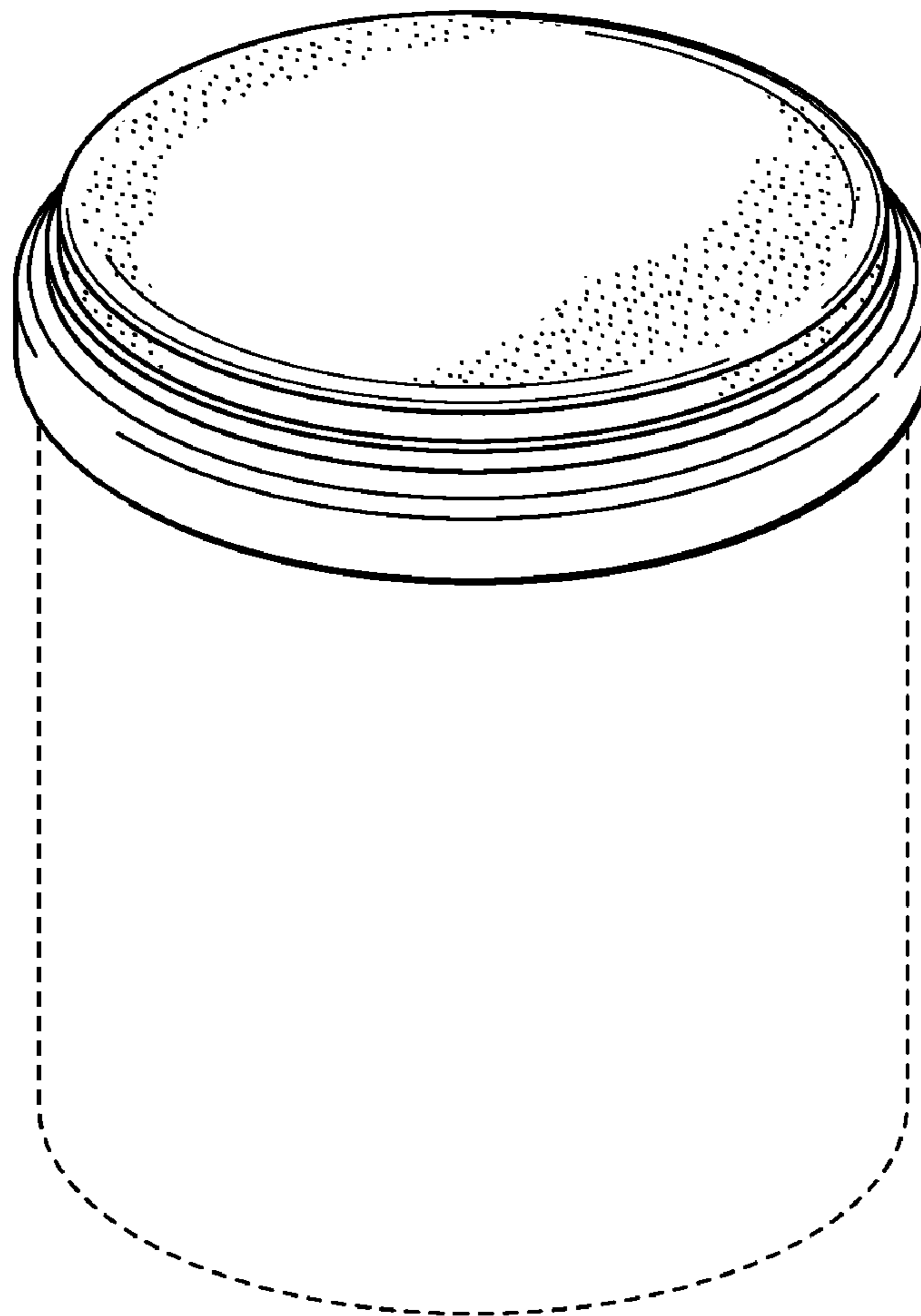
FIG. 2 is a top and side perspective view of the padded bucket cover embodying my new design;

FIG. 3 is a side elevational view thereof;

FIG. 4 is a top plan view thereof; and,

FIG. 5 is a bottom plan view thereof.

**1 Claim, 1 Drawing Sheet**



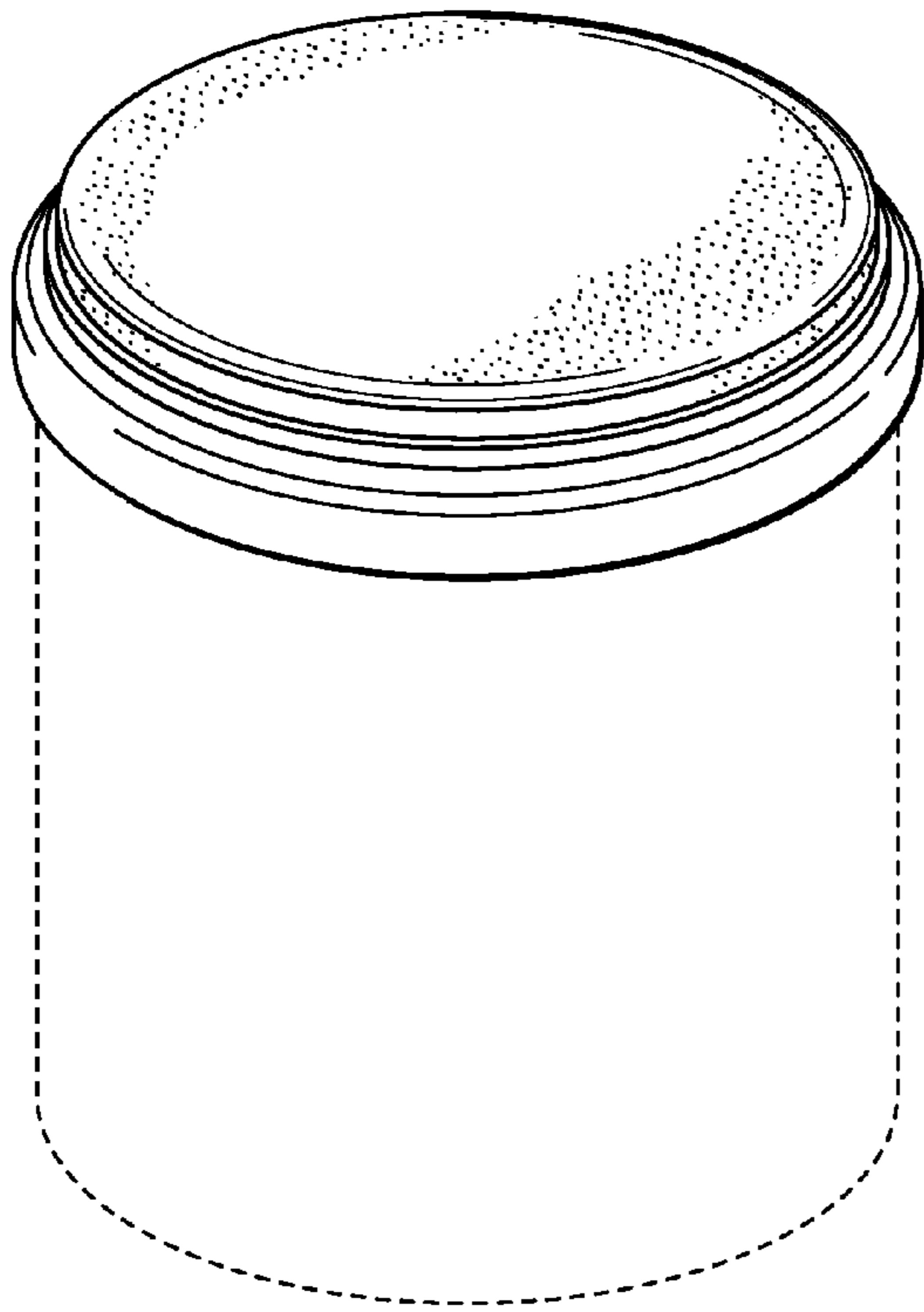


FIG. 1




FIG. 2




FIG. 3

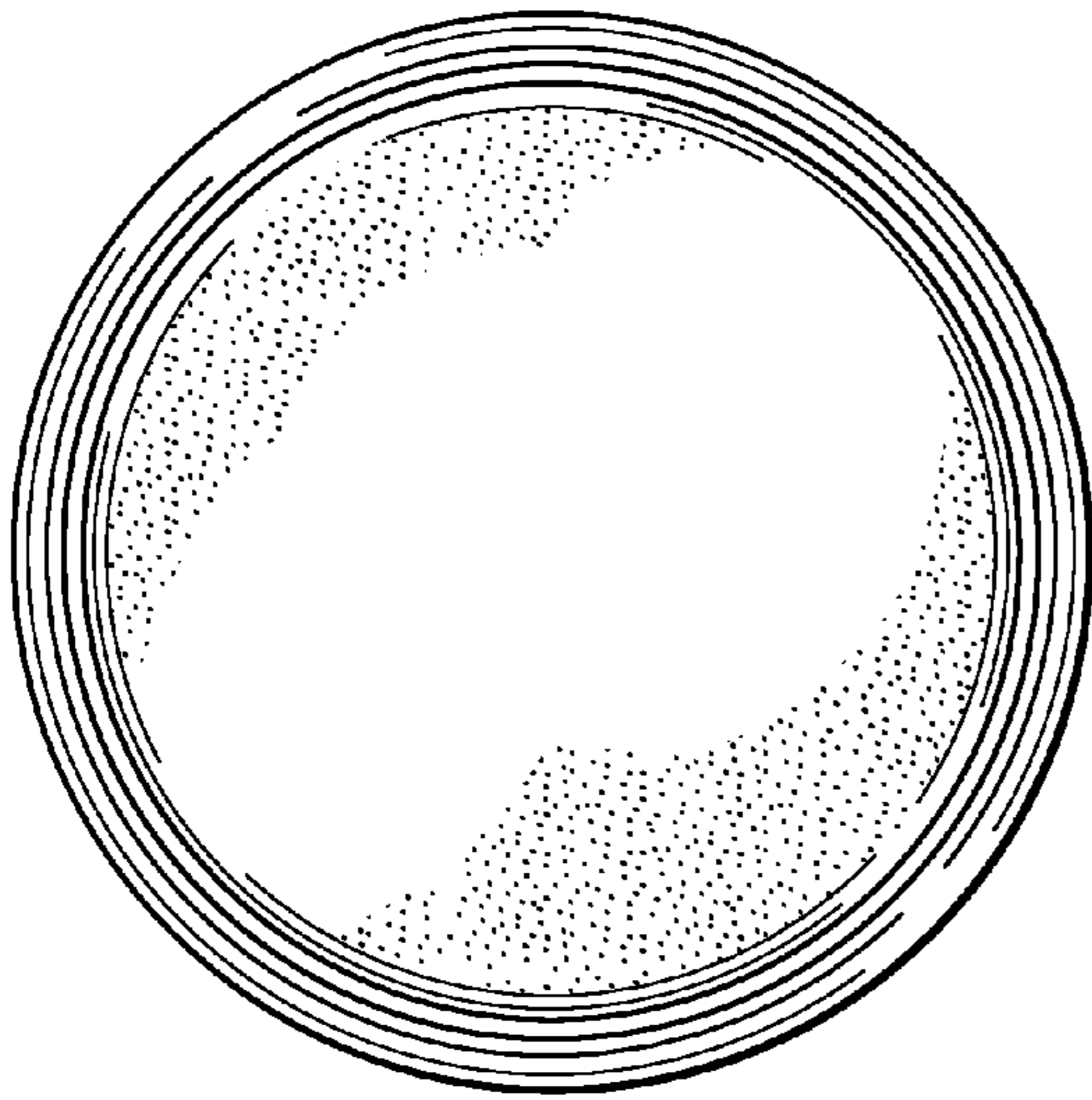


FIG. 4

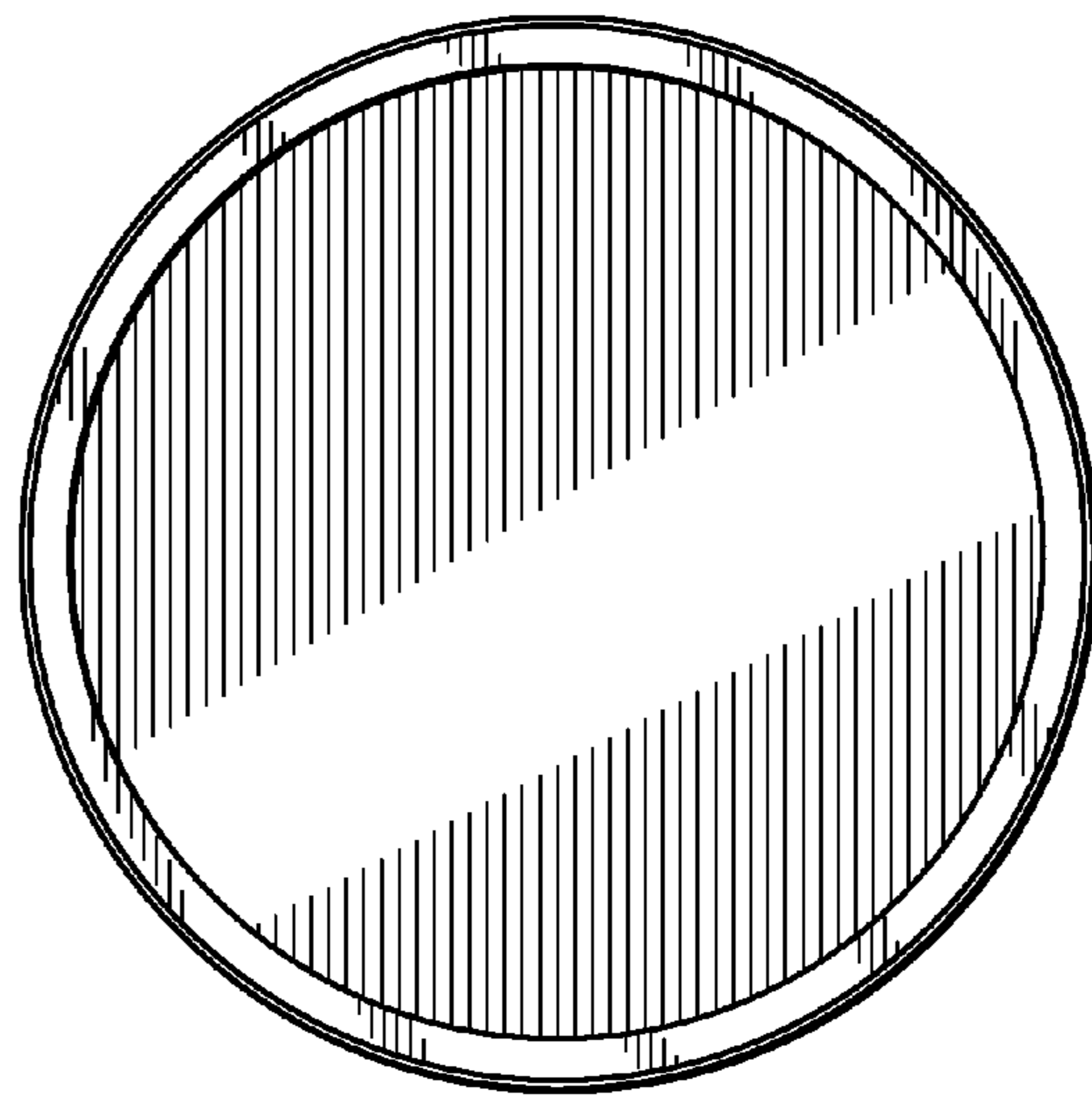


FIG. 5