



US00D634906S

(12) **United States Design Patent**
Sgroi et al.

(10) **Patent No.:** **US D634,906 S**

(45) **Date of Patent:** **** Mar. 22, 2011**

(54) **DUSTING DEVICE**

(75) Inventors: **Anthony Sgroi**, Wallingford, CT (US);
Griffin Lu, Shanghai (CN)

(73) Assignee: **Unger Marketing International, LLC**,
Bridgeport, CT (US)

(**) Term: **14 Years**

(21) Appl. No.: **29/360,781**

(22) Filed: **Apr. 30, 2010**

(51) **LOC (9) Cl.** **04-01**

(52) **U.S. Cl.** **D32/40; D8/107**

(58) **Field of Classification Search** D32/40-45;
15/245, 245.1, 227, 244.1-244.4, 208, 209.1;
D8/107; 16/110.1, DIG. 12, DIG. 19
See application file for complete search history.

(56) **References Cited**

U.S. PATENT DOCUMENTS

D525,511 S *	7/2006	Hung	D8/107
7,356,869 B2 *	4/2008	Knopow et al.	15/210.1
D585,611 S *	1/2009	Libman et al.	D32/40
D591,920 S *	5/2009	Khubani	D32/40

* cited by examiner

Primary Examiner — Robin V Webster

(74) *Attorney, Agent, or Firm* — Ohlandt, Greeley,
Ruggiero & Perle, L.L.P.

(57) **CLAIM**


The ornamental design for the dusting device, as shown and described.

DESCRIPTION

FIG. 1 is a top, perspective view of a dusting device showing our new design;
FIG. 2 is an enlarged top, perspective view thereof;
FIG. 3 is a bottom perspective view thereof;
FIG. 4 is an enlarged bottom, perspective view thereof;
FIG. 5 is an enlarged side view thereof;
FIG. 6 is an enlarged second side thereof;
FIG. 7 is a top view thereof; and,
FIG. 8 is a bottom view thereof.

The broken lines in the drawings illustrating environmental structure or boundaries that form no part of the claimed design.

1 Claim, 7 Drawing Sheets






FIG. 1

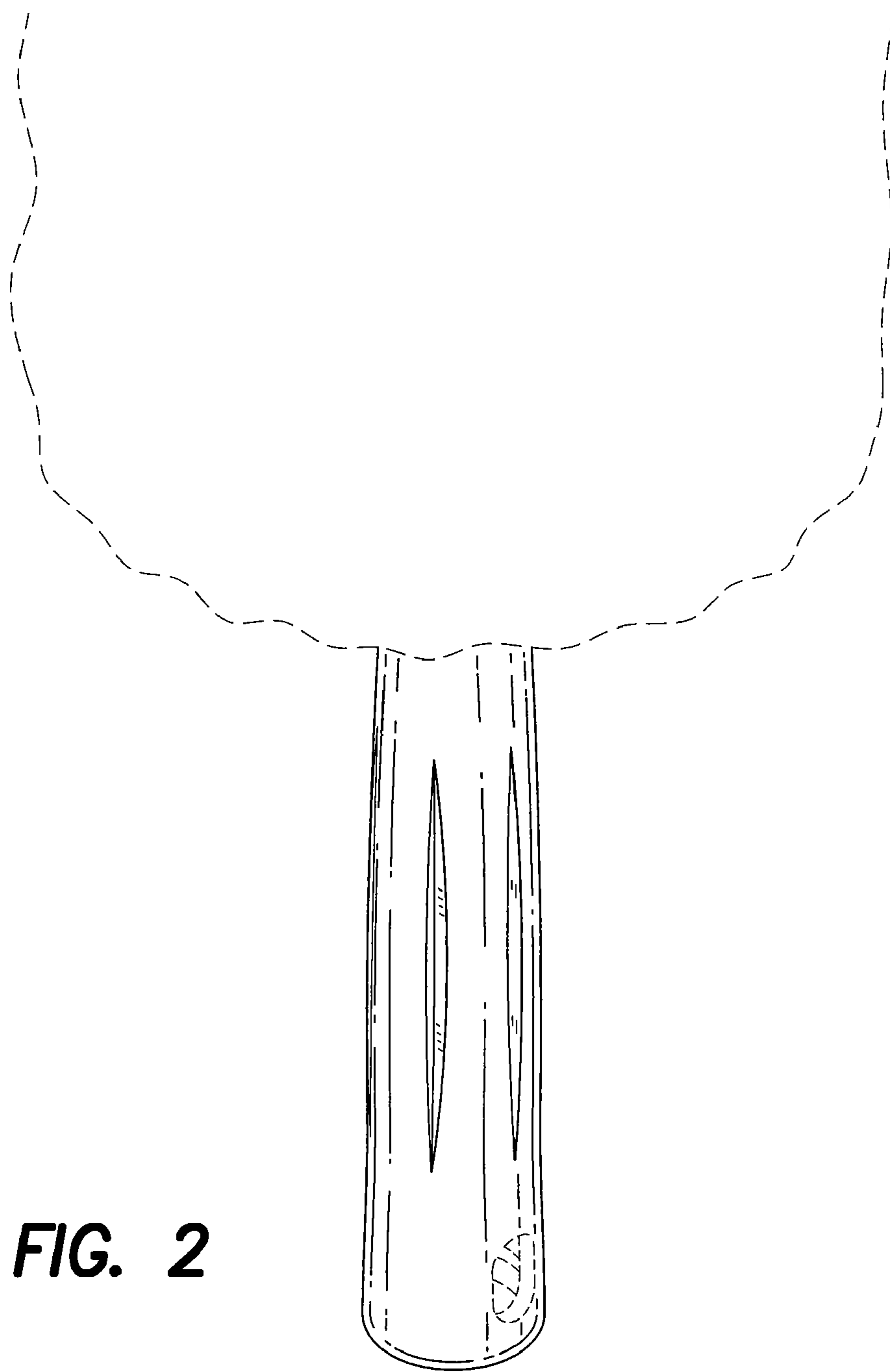


FIG. 2




FIG. 3

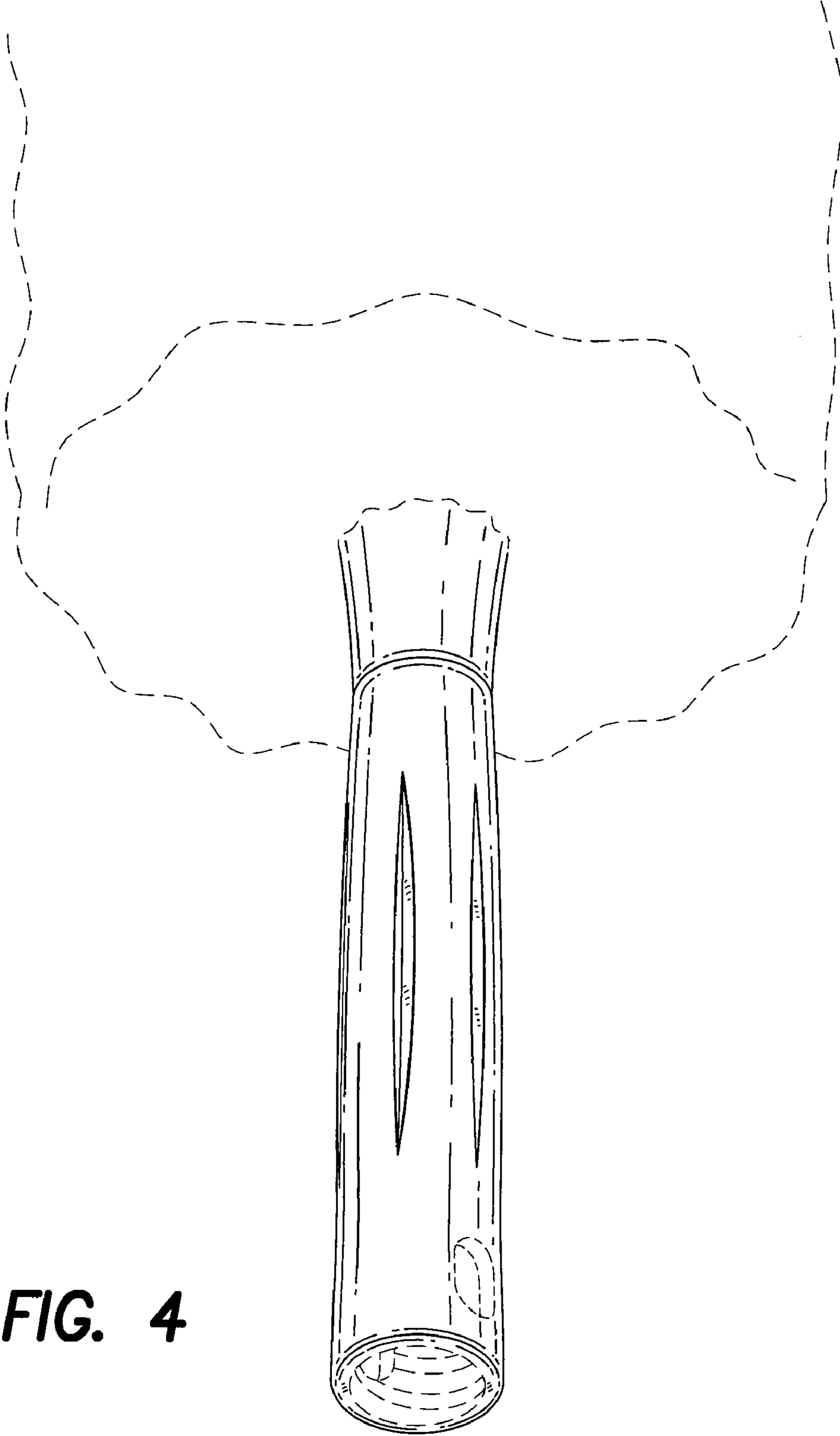


FIG. 4

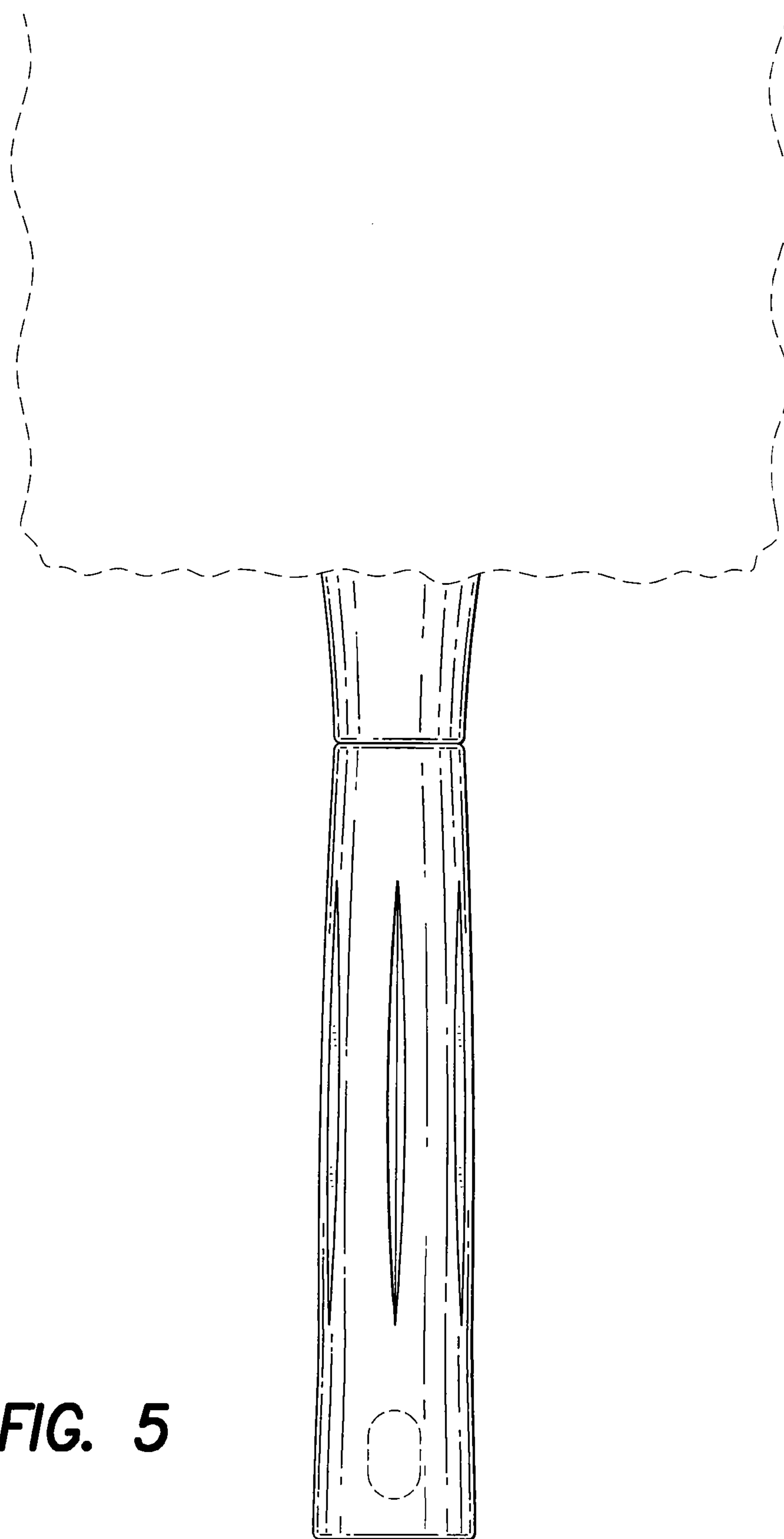


FIG. 5

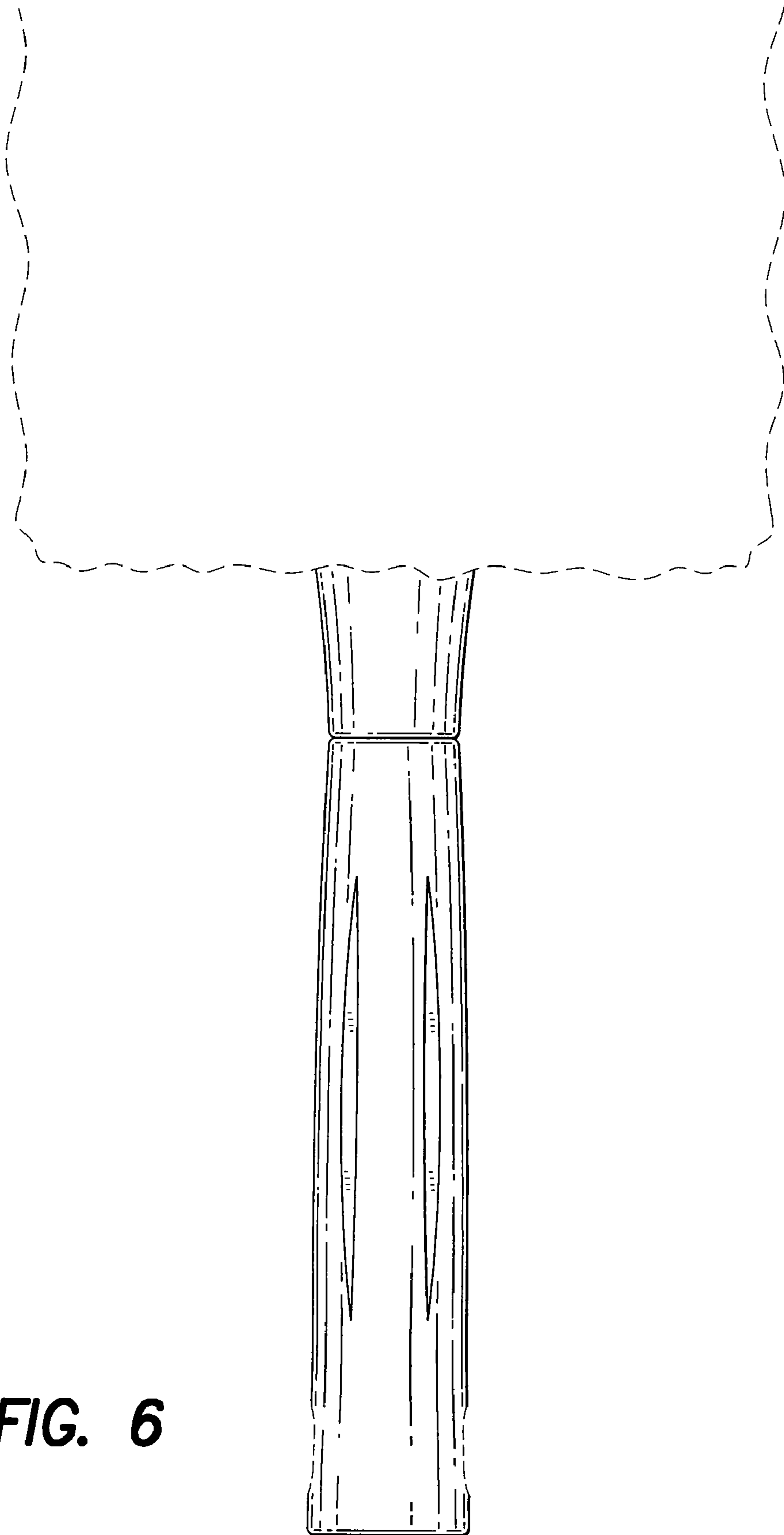


FIG. 6

