

US00D634880S

(12) **United States Design Patent**
Pedrali

(10) **Patent No.:** **US D634,880 S**
(45) **Date of Patent:** **** Mar. 22, 2011**

(54) **LIGHTING FIXTURE**

(75) Inventor: **Sara Pedrali**, Venice (IT)

(73) Assignee: **Barovier & Toso Vetrerie Artistiche Riunite S.r.l. A Socio Unico**, Frazione Murano, Venice (IT)

(**) Term: **14 Years**

(21) Appl. No.: **29/378,668**

(22) Filed: **Nov. 8, 2010**

(30) **Foreign Application Priority Data**

Aug. 5, 2010 (WO) 559092201

(51) **LOC (9) Cl.** **26-03**

(52) **U.S. Cl.** **D26/90; D26/76**

(58) **Field of Classification Search** D26/76,
D26/81-85, 87, 88, 90, 91, 118, 128-130,
D26/137, 144; 362/147, 404-408, 431, 432
See application file for complete search history.

(56) **References Cited**

U.S. PATENT DOCUMENTS

D63,523 S *	12/1923	Warman	D26/81
D66,151 S *	12/1924	Stover	D26/81
D373,004 S *	8/1996	Porter et al.	D26/84
D386,281 S *	11/1997	Hammar	D26/81
D400,282 S *	10/1998	Stewart	D26/86
D406,375 S *	3/1999	Davis, Jr.	D26/84
D416,345 S *	11/1999	Palacios	D26/81
D441,897 S *	5/2001	Hsu	D26/85
D497,217 S *	10/2004	Thornton et al.	D26/76

D498,869 S *	11/2004	Dolan	D26/81
D520,666 S *	5/2006	Kotovskiy et al.	D26/76
D573,296 S *	7/2008	Brookins	D26/81
D574,108 S *	7/2008	Yando et al.	D26/144
D597,245 S *	7/2009	Trumble et al.	D26/90
D606,230 S *	12/2009	Puppa	D26/81
D612,529 S *	3/2010	Raggi	D26/81
D613,446 S *	4/2010	Raggi	D26/81
D615,237 S *	5/2010	Raggi	D26/81
D615,691 S *	5/2010	Raggi	D26/81

OTHER PUBLICATIONS

Fixture #4993 and #2993 from the Optix collection shown on p. 206 of the E.L.K. Lighting catalog © 2009.*

* cited by examiner

Primary Examiner — Clare E Heflin

(74) *Attorney, Agent, or Firm* — Shoemaker and Mattare

(57) **CLAIM**

The ornamental design for a lighting fixture, as shown and described.

DESCRIPTION

FIG. 1 is a perspective view of a lighting fixture, showing my new design from the bottom, side and one end;

FIG. 2 is a perspective view thereof, from the top, side and other end;

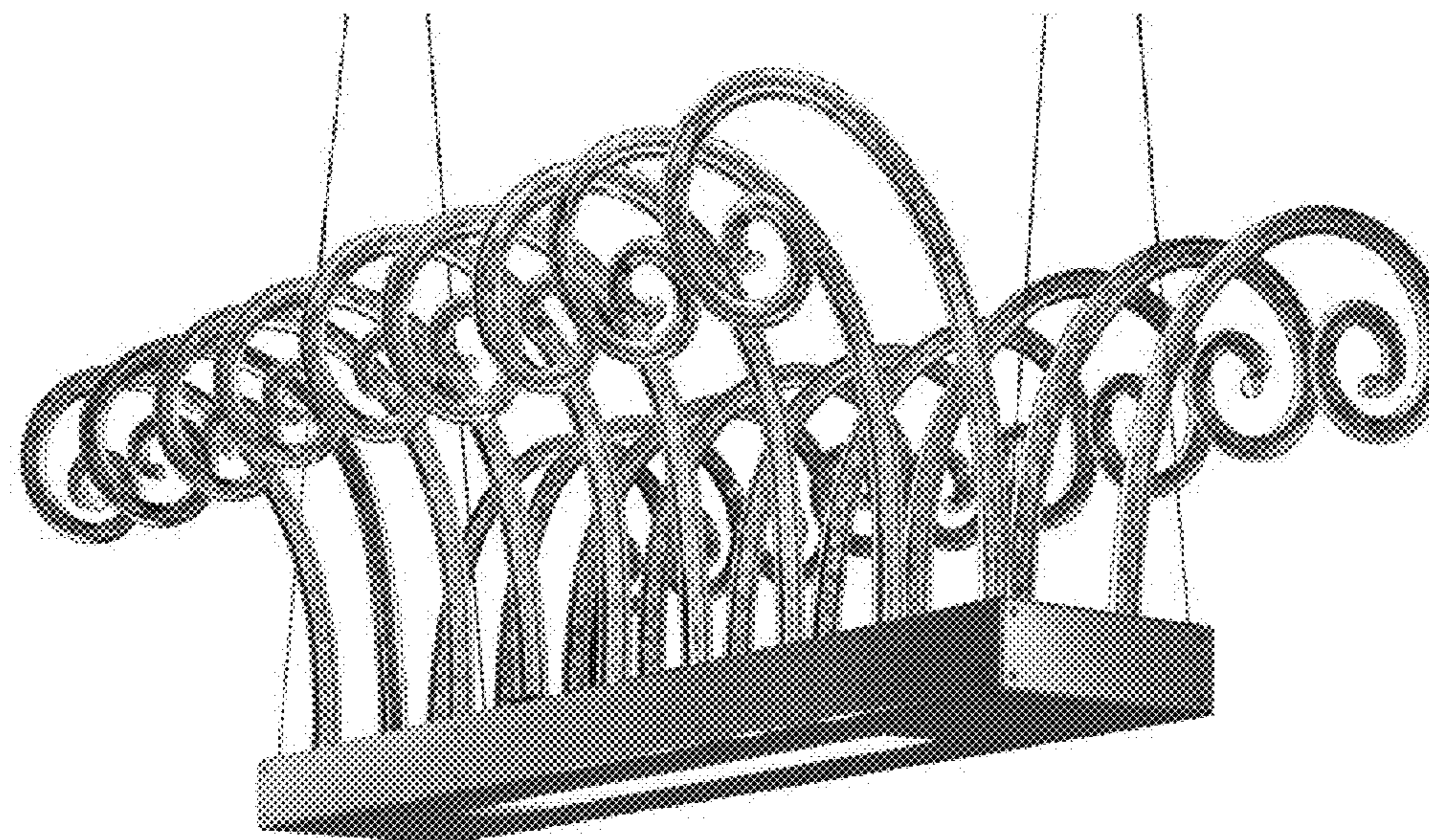
FIG. 3 is a perspective end view thereof; the other end view being identical;

FIG. 4 is a perspective side view thereof, the other side view being identical;

FIG. 5 is a perspective top view thereof; and,

FIG. 6 is a bottom plan view thereof.

1 Claim, 6 Drawing Sheets



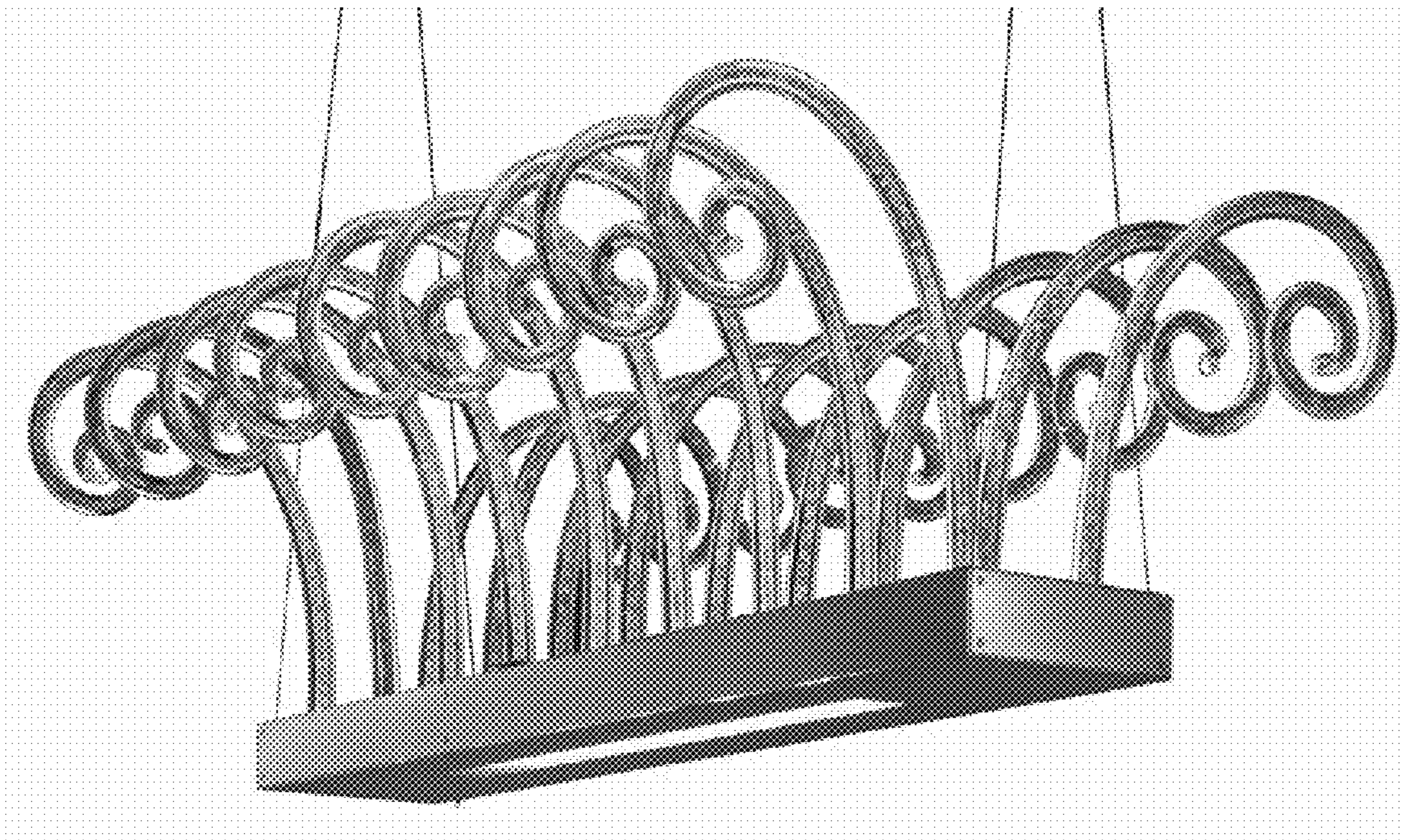


Fig. 1

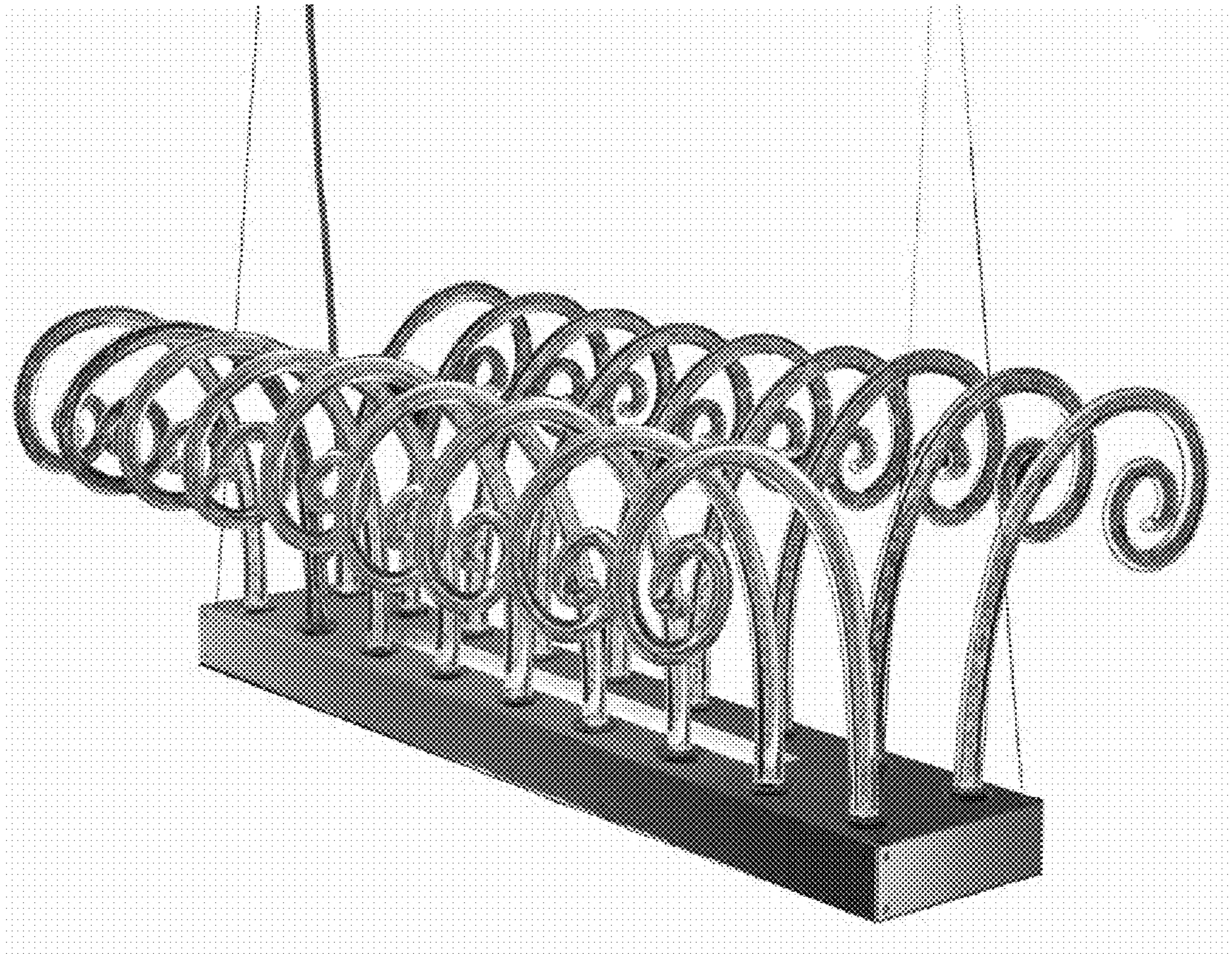


Fig. 2

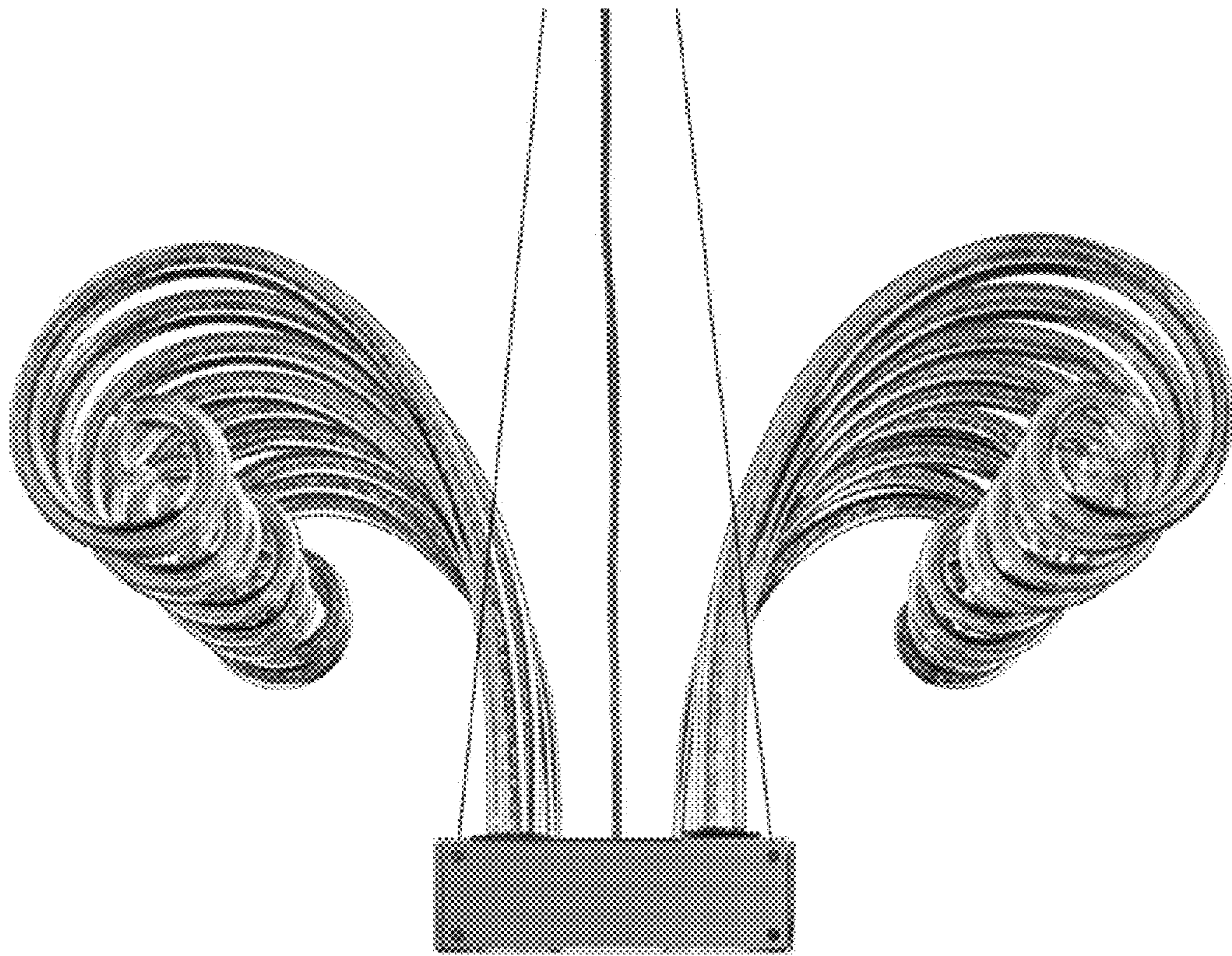


Fig. 3




Fig. 4




Fig. 5




Fig. 6