



US00D634879S

(12) **United States Design Patent**
Guercio et al.

(10) **Patent No.:** **US D634,879 S**
(45) **Date of Patent:** **** Mar. 22, 2011**

(54) **DOUBLE LED WALLPACK LIGHT FIXTURE**

(75) Inventors: **Vincenzo Guercio**, Wallkill, NY (US);
Wengang Gao, Zhejiang (CN)

(73) Assignee: **RAB Lighting, Inc.**, Northvale, NJ (US)

(**) Term: **14 Years**

(21) Appl. No.: **29/363,597**

(22) Filed: **Jun. 11, 2010**

(51) **LOC (9) Cl.** **26-03**

(52) **U.S. Cl.** **D26/85; D26/69**

(58) **Field of Classification Search** D26/67-71,
D26/85, 92; 362/145, 183, 231, 240, 249.02,
362/249.03, 249.04, 249.06, 249.16, 373,
362/431, 432

See application file for complete search history.

(56) **References Cited**

U.S. PATENT DOCUMENTS

D196,669 S	10/1963	Lasker
D197,530 S	2/1964	Jaffe et al.
D214,583 S	7/1969	Routh et al.
D219,547 S	12/1970	Kaiser et al.
D228,667 S	10/1973	Anderson
4,379,321 A	4/1983	Plemmons et al.
D391,382 S	2/1998	Rahn
D417,303 S	11/1999	Rahn
D447,590 S	9/2001	Raouf et al.
D456,928 S	5/2002	Russello et al.
D465,050 S	10/2002	Crelin
6,467,928 B2	10/2002	Crelin
D501,947 S	2/2005	Haugaard et al.
D527,134 S	8/2006	Bagen
D550,388 S	9/2007	Binsukor
7,296,914 B1	11/2007	Russello et al.

D566,876 S	4/2008	Allen et al.
D568,524 S	5/2008	Sandell
D579,141 S	10/2008	Guercio
D587,839 S	3/2009	Guercio
D591,445 S	4/2009	Guercio
D608,040 S	1/2010	Guercio
D615,689 S	5/2010	Guercio
2008/0137327 A1	6/2008	Hodulik

OTHER PUBLICATIONS

Acuity Lighting Group, Inc, Lithonia Lighting Catalog, 2006, Excerpt, Conyers, GA.

Primary Examiner — Clare E Heflin

(74) *Attorney, Agent, or Firm* — Stewart & Irwin, P.C.;
Dennis S. Schell


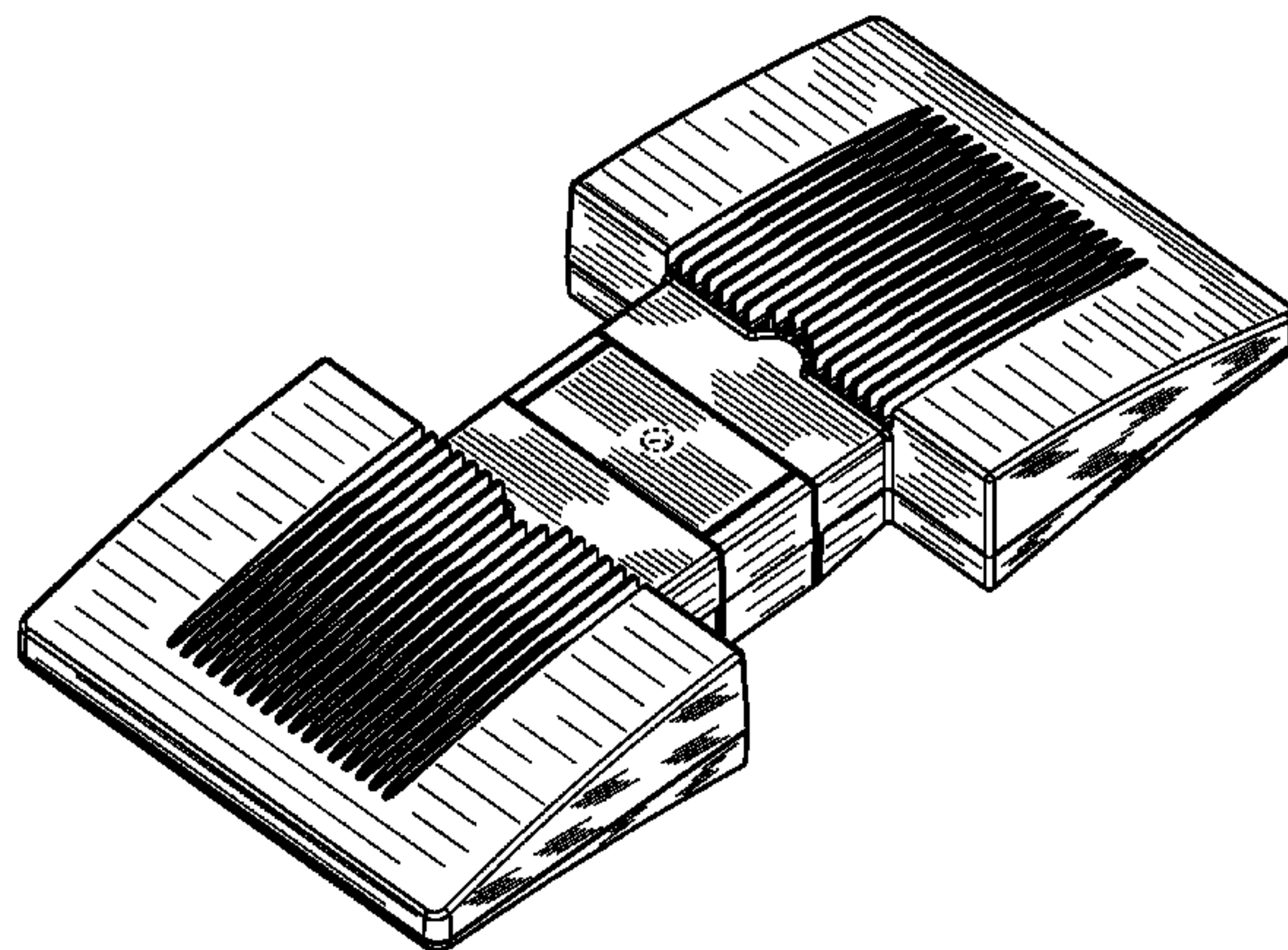
(57) **CLAIM**

The ornamental design for a double LED wallpack light fixture, as shown and described.

DESCRIPTION

FIG. 1 is a top perspective view of the new design; FIG. 2 is a right view thereof, the left view is a mirror image of the right view; FIG. 3 is a front view thereof, the back view is a mirror image of the front view; FIG. 4 is a top view thereof; FIG. 5 is a bottom view thereof; and, FIG. 6 is a bottom perspective view of the new design. The design consists of the features of shape, ornament and configuration of the article shown in the drawings. The broken lines shown in the drawings are for the purpose of illustrating portions of the article that form no part of the claimed design.

1 Claim, 6 Drawing Sheets



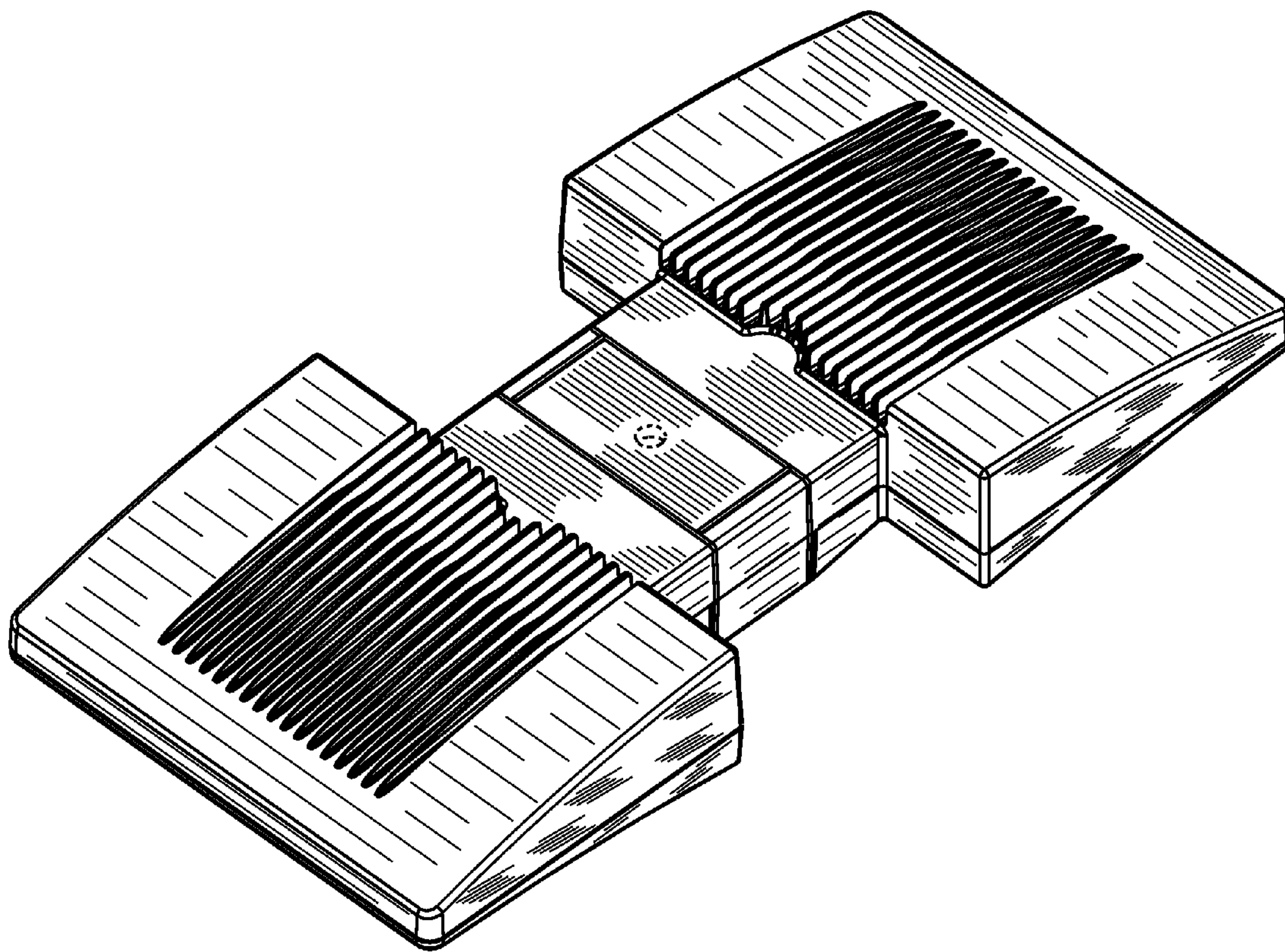


Fig. 1



Fig. 2

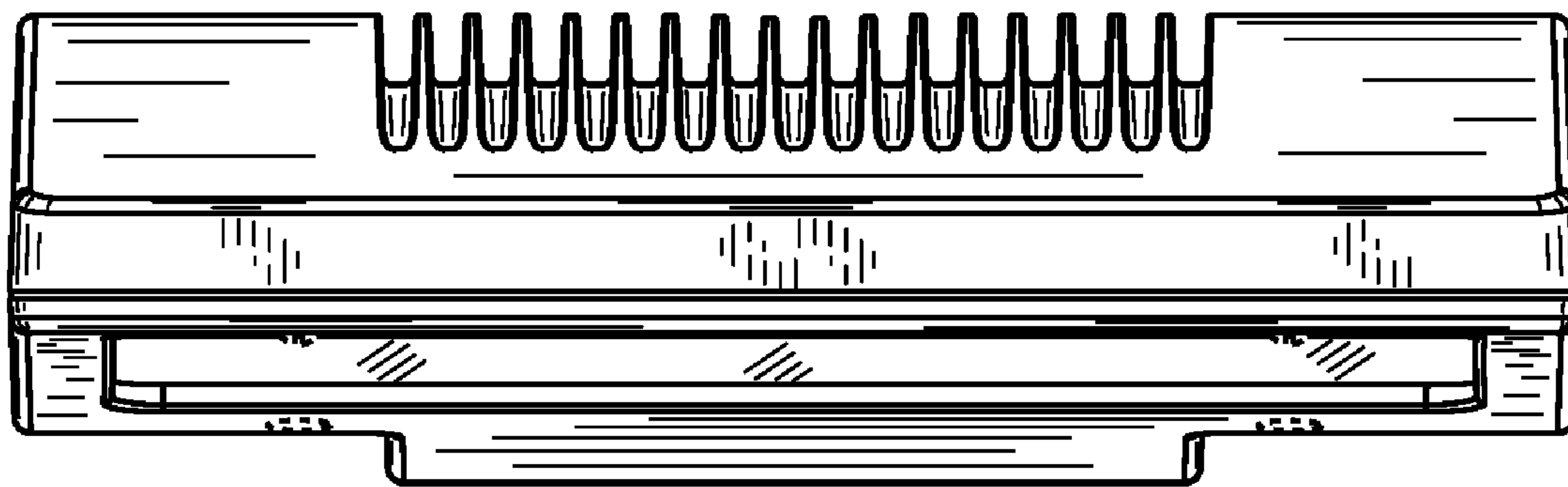


Fig. 3

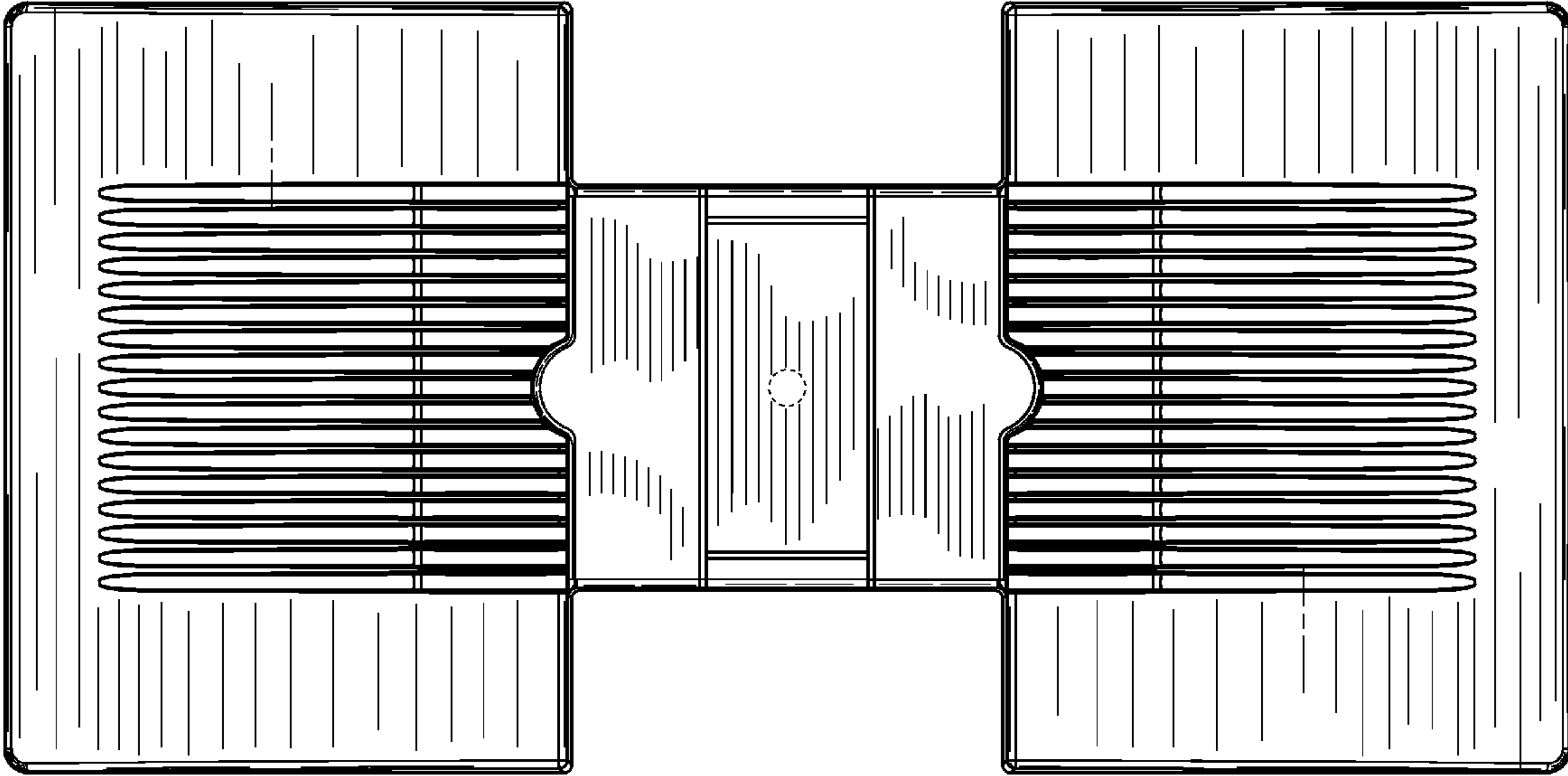


Fig. 4

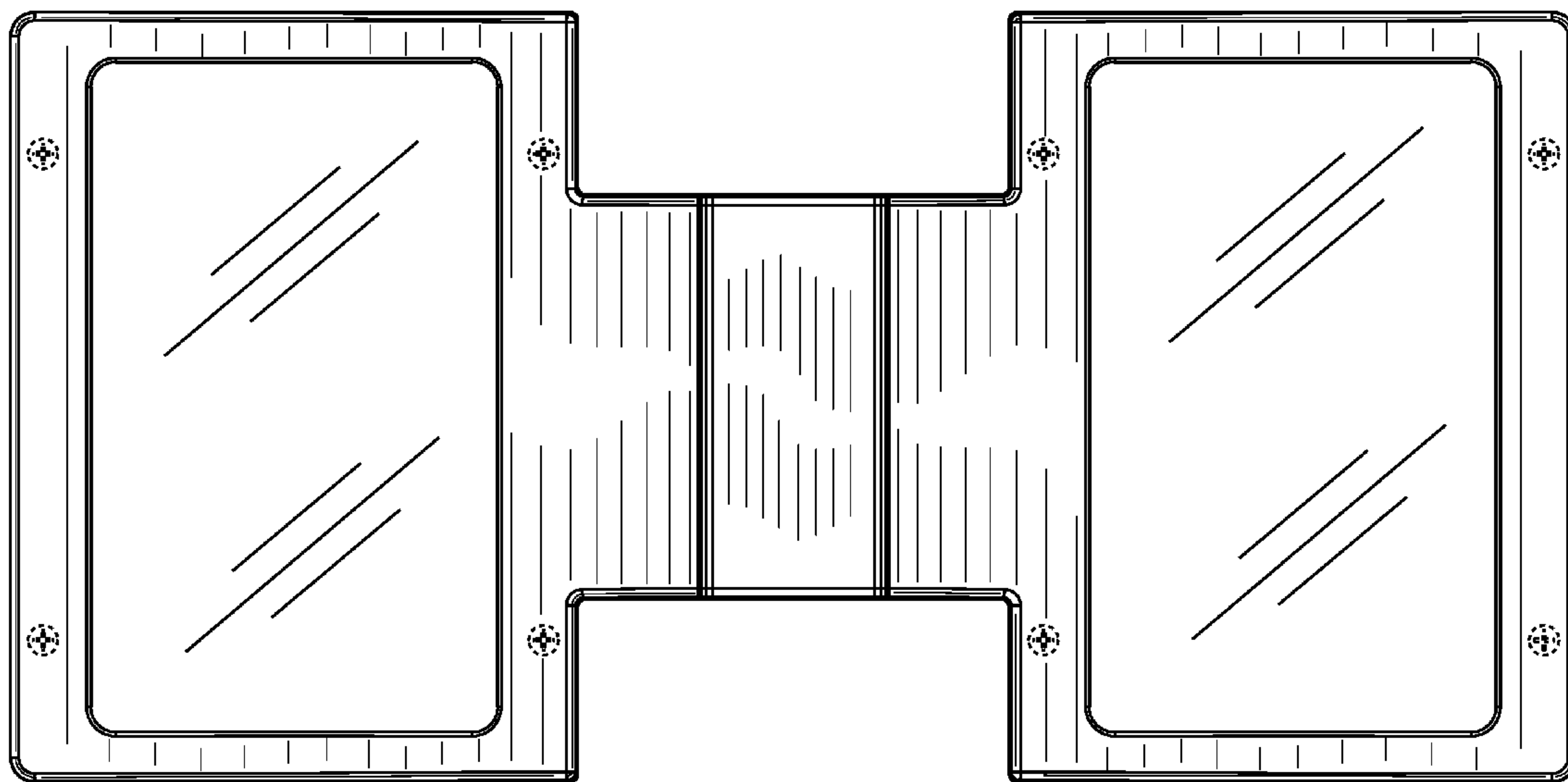


Fig. 5

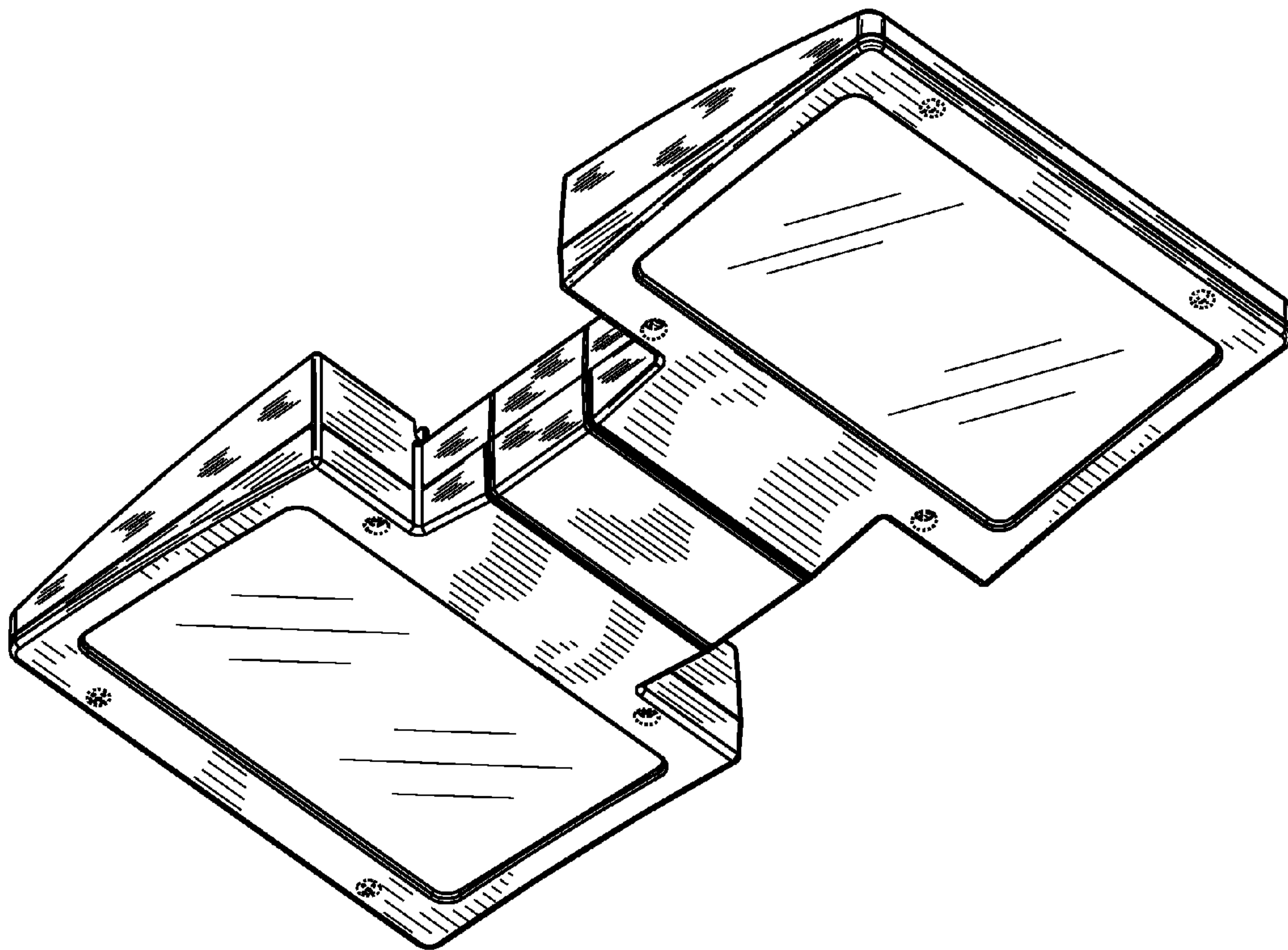


Fig. 6