



US00D634878S

(12) **United States Design Patent**
Guercio et al.

(10) **Patent No.:** **US D634,878 S**
(45) **Date of Patent:** **** Mar. 22, 2011**

(54) **SINGLE LED WALLPACK LIGHT FIXTURE**
(75) Inventors: **Vincenzo Guercio**, Wallkill, NY (US);
Wengang Gao, Zhejiang (CN)
(73) Assignee: **RAB Lighting, Inc.**, Northvale, NJ (US)
(**) Term: **14 Years**
(21) Appl. No.: **29/363,587**

D501,947 S 2/2005 Haugaard et al.
D527,134 S 8/2006 Bagen
D531,342 S * 10/2006 Kauffman et al. D26/68
D550,388 S 9/2007 Binsukor
7,296,914 B1 11/2007 Russello et al.
D566,876 S 4/2008 Allen et al.
D568,524 S 5/2008 Sandell
D579,141 S 10/2008 Guercio
D587,839 S 3/2009 Guercio
D591,445 S 4/2009 Guercio
D608,040 S 1/2010 Guercio

(Continued)

(22) Filed: **Jun. 11, 2010**
(51) **LOC (9) Cl.** **26-03**
(52) **U.S. Cl.** **D26/85; D26/71**
(58) **Field of Classification Search** D26/67-71,
D26/85, 92; 362/145, 183, 231, 240, 249.02,
362/249.03, 249.04, 249.06, 249.16, 373,
362/431, 432
See application file for complete search history.

OTHER PUBLICATIONS

Acuity Lighting Group, Inc., Lithonia Lighting Catalog, 2006,
Excerpt, Conyers, GA.

Primary Examiner — Clare E Heflin

(74) *Attorney, Agent, or Firm* — Stewart & Irwin, P.C.;
Dennis S. Schell

(56) **References Cited**

U.S. PATENT DOCUMENTS

D82,862 S * 12/1930 Nessen D26/72
D195,310 S * 5/1963 Zagel D26/70
D196,669 S 10/1963 Lasker
D197,530 S 2/1964 Jaffe et al.
D214,583 S 7/1969 Routh et al.
D219,547 S 12/1970 Kaiser et al.
D228,667 S 10/1973 Anderson
4,379,321 A 4/1983 Plemmons et al.
D279,410 S * 6/1985 Fiorentino et al. D26/69
D313,482 S * 1/1991 Compton D26/69
D323,897 S * 2/1992 Compton D26/24
D344,604 S * 2/1994 Solberg et al. D26/69
D388,212 S * 12/1997 Brohard et al. D26/71
D391,382 S 2/1998 Rahn
D417,303 S 11/1999 Rahn
D439,695 S * 3/2001 Compton et al. D26/87
D447,590 S 9/2001 Raouf et al.
D456,928 S 5/2002 Russello et al.
D465,050 S 10/2002 Crelin
6,467,928 B2 10/2002 Crelin

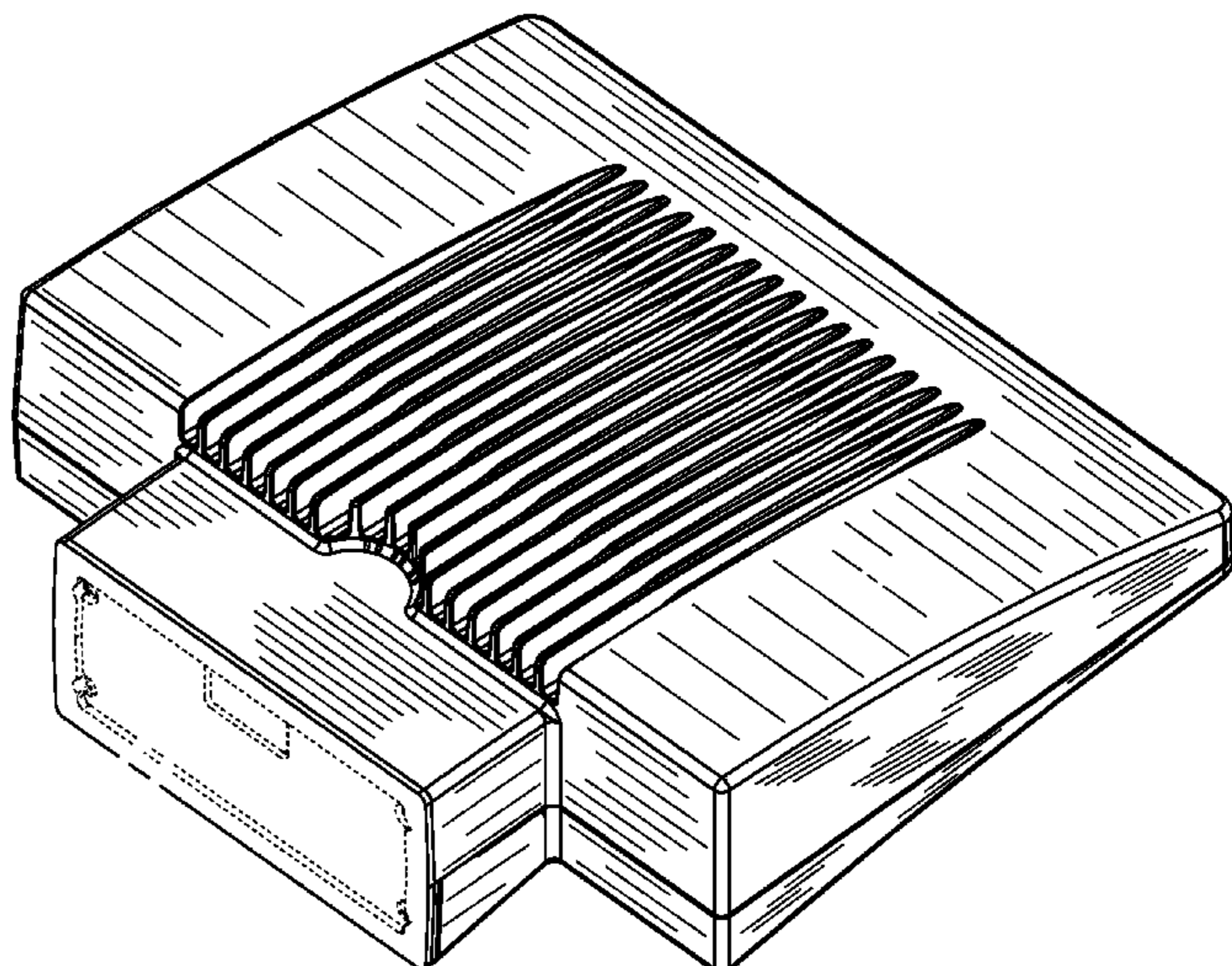

(57) **CLAIM**

The ornamental design for a single LED wallpack light fixture, as shown and described.

DESCRIPTION

FIG. 1 is a bottom perspective view of the new design; FIG. 2 is a right view thereof, the left view is a mirror image of the right view; FIG. 3 is a front view thereof; FIG. 4 is a back view thereof; FIG. 5 is a top view thereof; FIG. 6 is a bottom view thereof; and, FIG. 7 is a top perspective view of the new design. The design consists of the features of shape, ornament and configuration of the article shown in the drawings. The broken lines shown in the drawings are for the purpose of illustrating portions of the article that form no part of the claimed design.

1 Claim, 7 Drawing Sheets



US D634,878 S

Page 2

U.S. PATENT DOCUMENTS

D609,384 S *	2/2010	Gray et al.	D26/71	D615,689 S	5/2010	Guercio	
D610,288 S *	2/2010	Boissevain	D26/71	2008/0137327 A1	6/2008	Hodulik	
D615,234 S *	5/2010	Oblak	D26/71	2009/0244895 A1*	10/2009	Chen	362/249.02

* cited by examiner




Fig. 1




Fig. 2

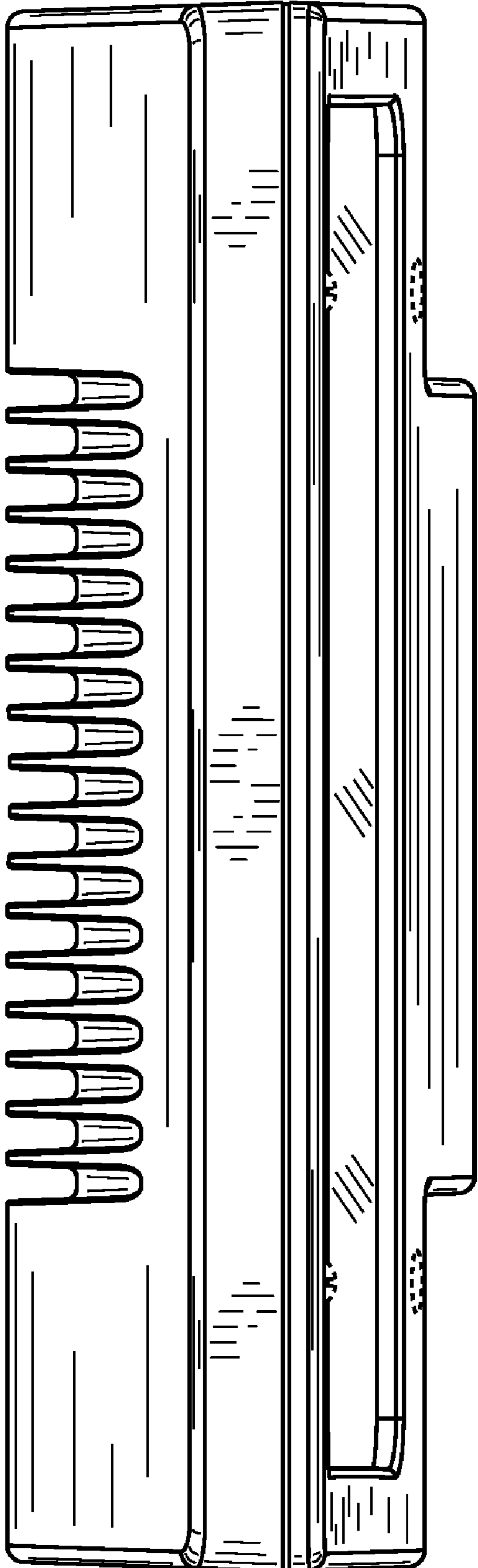


Fig. 3

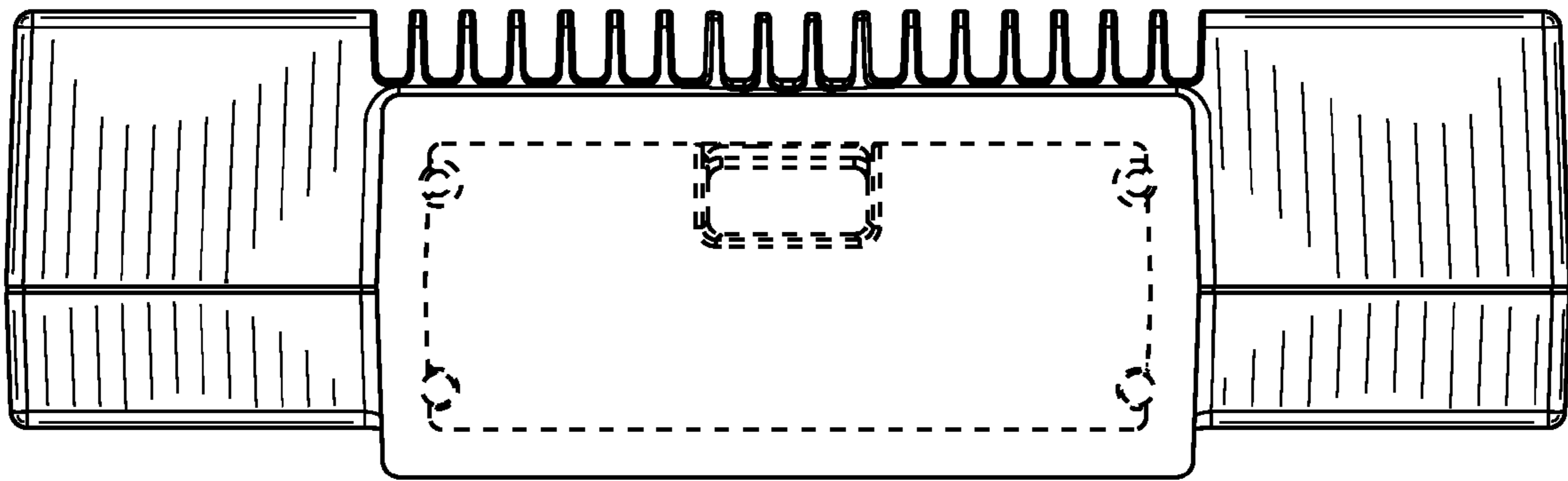


Fig. 4

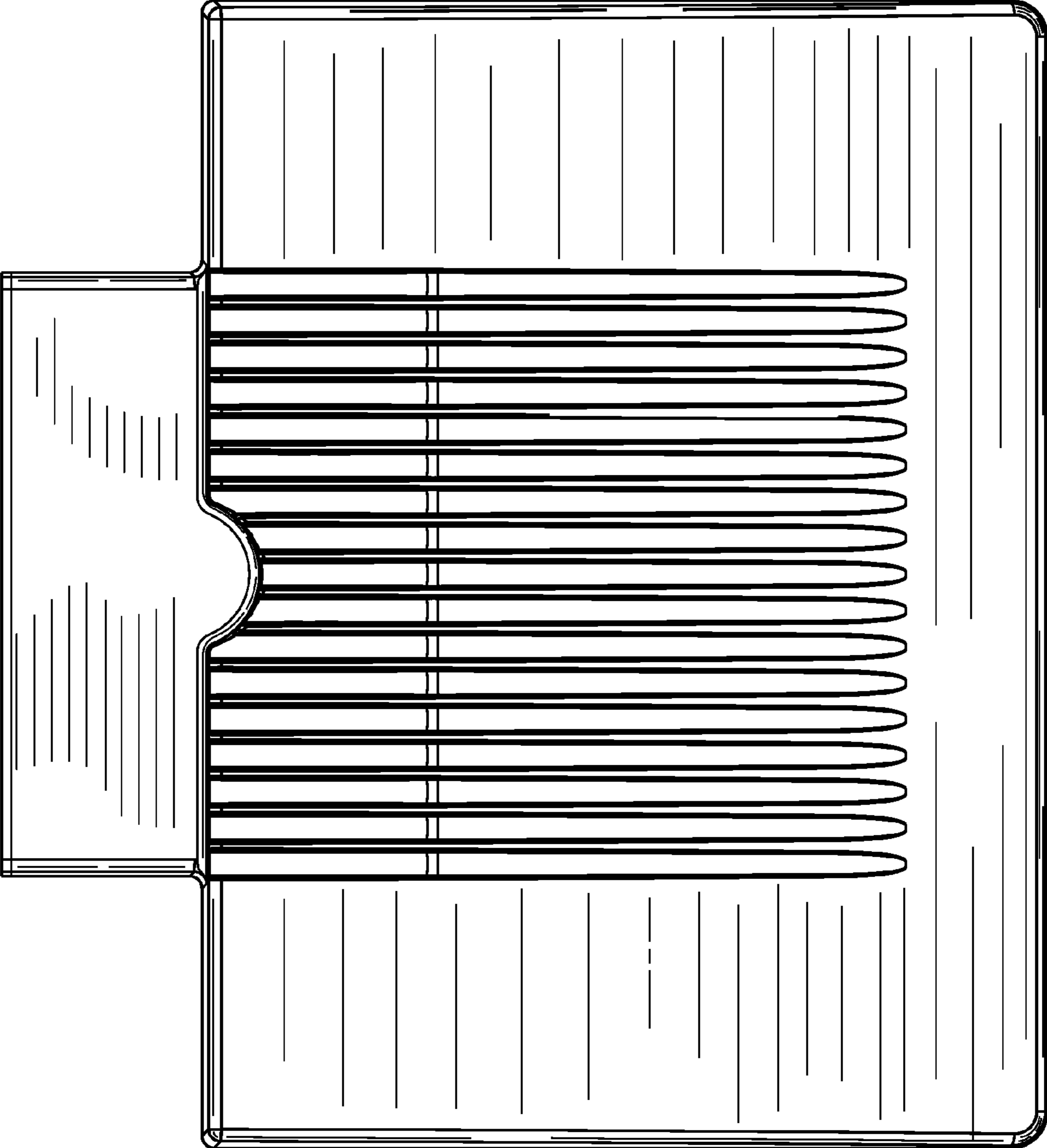


Fig. 5

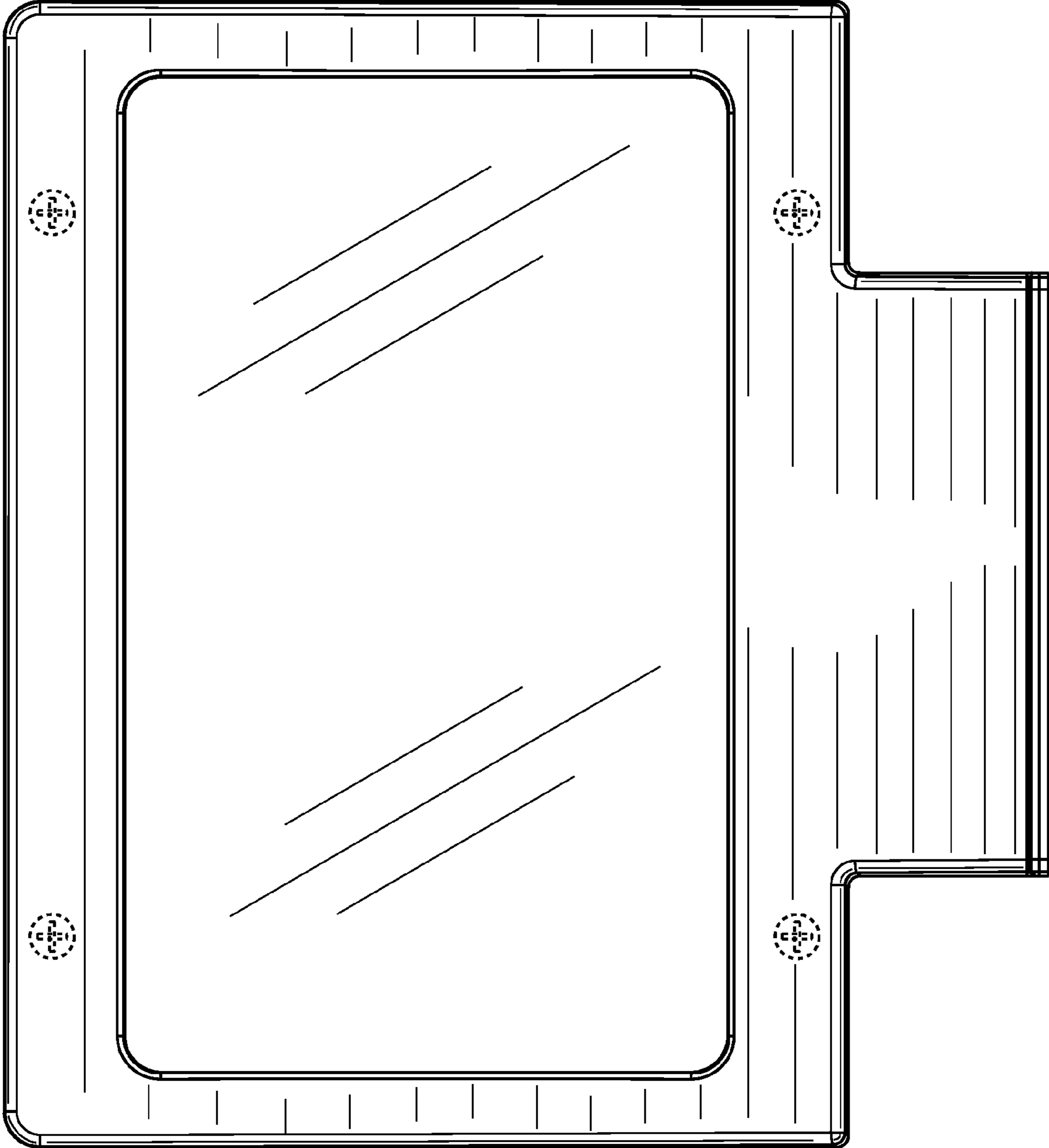


Fig. 6

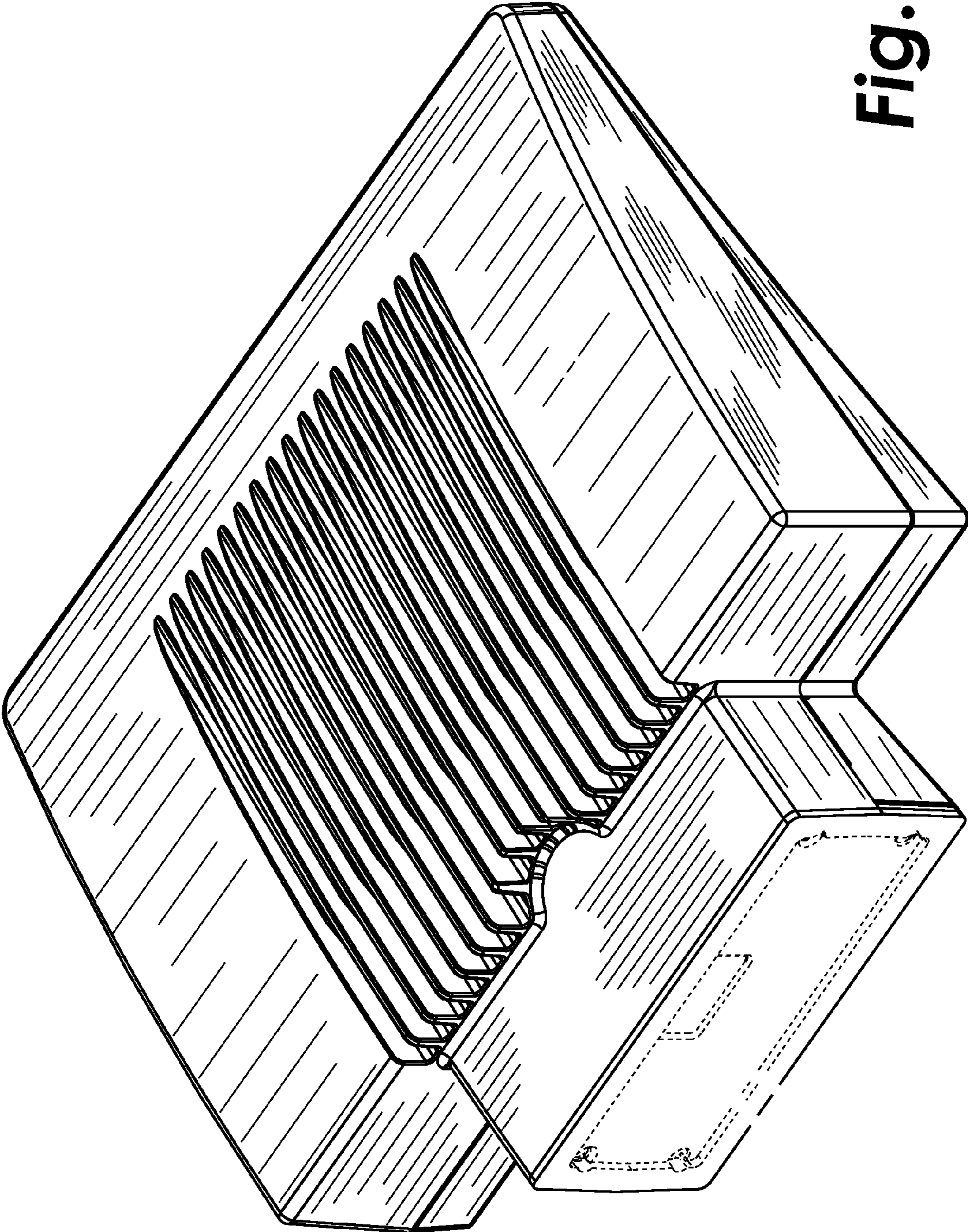


Fig. 7