



US00D634872S

(12) **United States Design Patent**
Guercio

(10) **Patent No.:** **US D634,872 S**
(45) **Date of Patent:** **** Mar. 22, 2011**

(54) **DUAL WIDE LED LIGHTS FIXTURE**

(75) Inventor: **Vincenzo Guercio**, Wallkill, NY (US)

(73) Assignee: **RAB Lighting, Inc.**, Northvale, NJ (US)

(**) Term: **14 Years**

(21) Appl. No.: **29/350,193**

(22) Filed: **Nov. 12, 2009**

(51) **LOC (9) Cl.** **26-05**

(52) **U.S. Cl.** **D26/69**

(58) **Field of Classification Search** D26/67-71,
D26/85, 92; 362/145, 183, 231, 240, 249.02,
362/249.03, 249.04, 249.06, 249.16, 373,
362/431, 432

See application file for complete search history.

(56) **References Cited**

U.S. PATENT DOCUMENTS

D82,862 S *	12/1930	Von Nessen	D26/72
2,916,609 A	12/1959	Barchmann et al.		
D195,310 S *	5/1963	Zagel	D26/70
D196,669 S	10/1963	Lasker		
D197,530 S	2/1964	Jaffe		
D201,765 S	7/1965	Mox		
D214,583 S	7/1969	Routh		
D219,547 S	12/1970	Kaiser		
D228,667 S	10/1973	Anderson, Jr.		
4,379,321 A	4/1983	Plemmons		
D279,410 S *	6/1985	Fiorentino et al.	D26/69
D313,482 S *	1/1991	Compton	D26/69
D323,897 S *	2/1992	Compton	D26/24
D344,604 S *	2/1994	Solberg et al.	D26/69
D388,212 S *	12/1997	Brohard et al.	D26/71
D391,382 S	2/1998	Rahn		
D417,303 S	11/1999	Rahn		
D439,695 S *	3/2001	Compton et al.	D26/87
D447,590 S	9/2001	Raouf		
D456,928 S	5/2002	Russello		
D465,050 S	10/2002	Crelin		

6,467,928 B2	10/2002	Crelin		
D501,947 S	2/2005	Haugaard		
D527,134 S	8/2006	Bagen		
D531,342 S *	10/2006	Kauffman et al.	D26/68
D550,388 S	9/2007	Binsukor		
7,296,914 B1	11/2007	Russello et al.		
D566,876 S	4/2008	Allen et al.		
D568,524 S	5/2008	Sandell		
D579,141 S	10/2008	Guercio		
D587,839 S	3/2009	Guercio		
D591,445 S	4/2009	Guercio		
D599,049 S	8/2009	Guercio		

(Continued)

OTHER PUBLICATIONS

Acuity Lighting Group, Inc, Lithonia Lighting Catalog, 2006, Excerpt, Conyers, GA.

Primary Examiner — Clare E Heflin

(74) *Attorney, Agent, or Firm* — Stewart & Irwin, P.C.; Dennis S. Schell

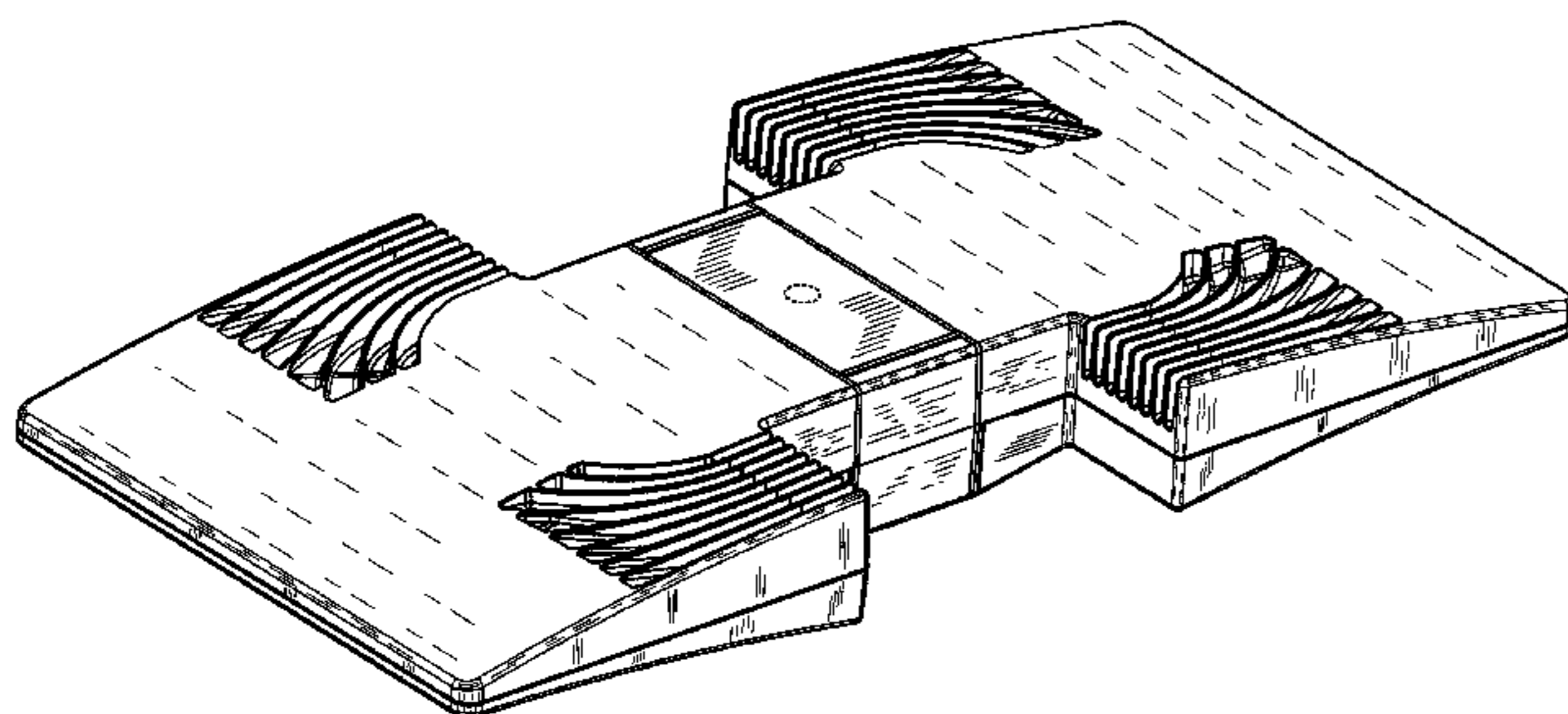
(57) **CLAIM**

The ornamental design for a dual wide LED lights fixture, as shown and described.

DESCRIPTION

FIG. 1 is a top perspective view of dual wide LED lights fixture showing my new design; FIG. 2 is a left view thereof; FIG. 3 is a front view thereof; FIG. 4 is a right view thereof; FIG. 5 is a back view thereof; FIG. 6 is a top view thereof; FIG. 7 is a bottom view thereof; and, FIG. 8 is a bottom perspective view thereof. The broken lines shown in the drawings are for the purpose of illustrating portions of the light fixture that form no part of the claimed design.

1 Claim, 8 Drawing Sheets



US D634,872 S

Page 2

U.S. PATENT DOCUMENTS							
D599,050 S	8/2009	Guercio		D615,234 S *	5/2010	Oblak	D26/71
D608,040 S	1/2010	Guercio		D615,689 S	5/2010	Guercio	
D609,384 S *	2/2010	Gray et al.	D26/71	2008/0137327 A1	6/2008	Hodulik	
D610,288 S *	2/2010	Boissevain	D26/71	2009/0244895 A1*	10/2009	Chen	362/249.02
				* cited by examiner			

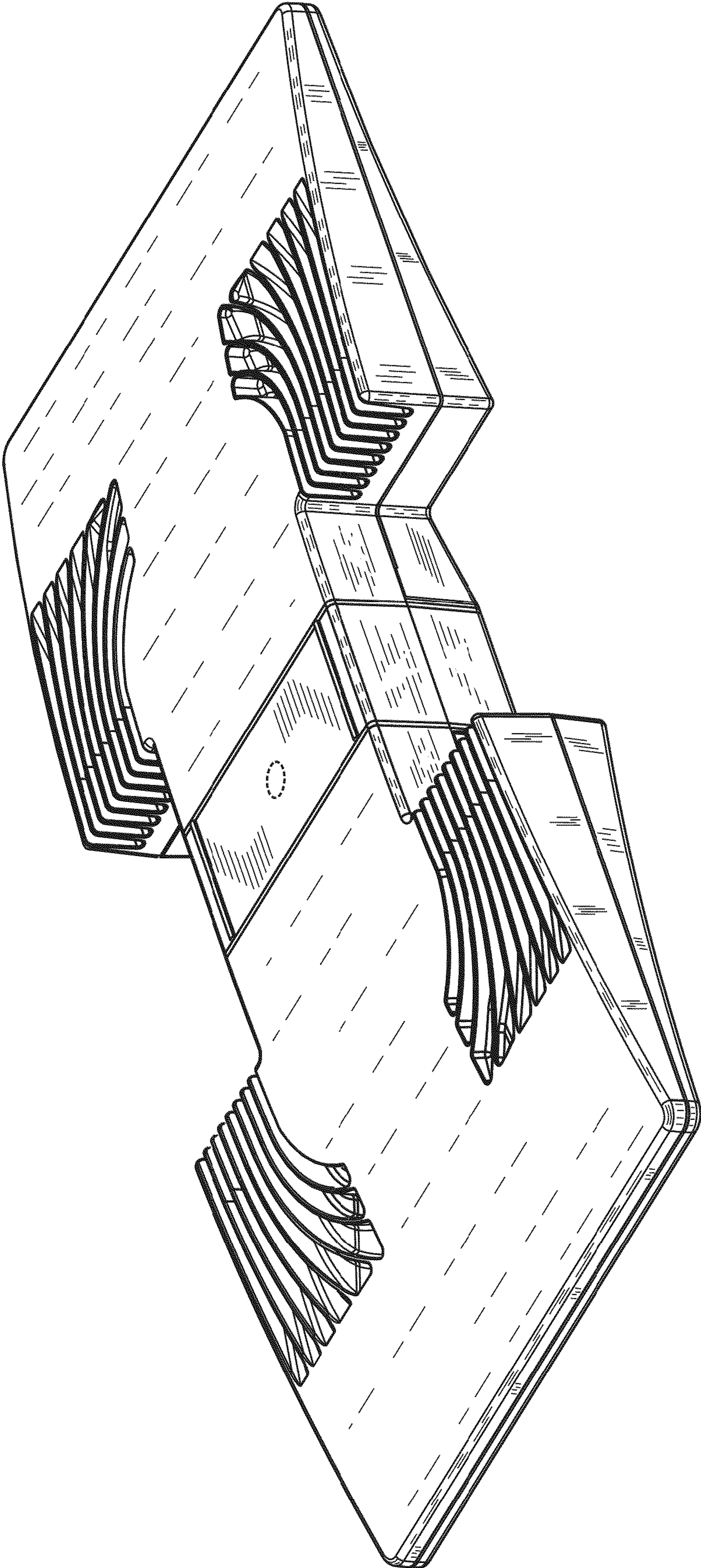


Fig. 1

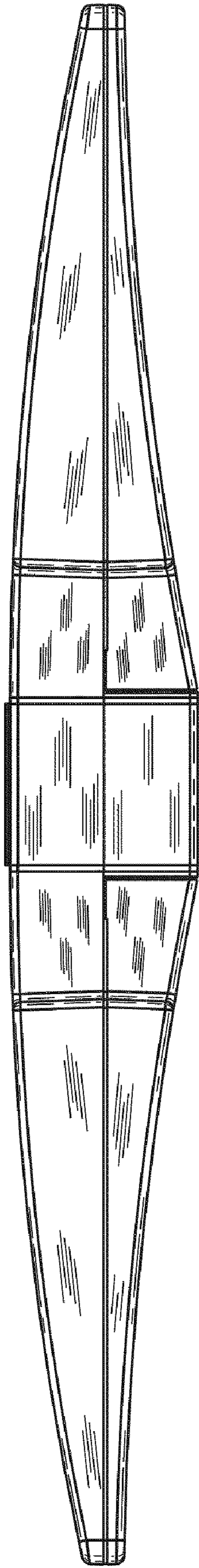


Fig. 2

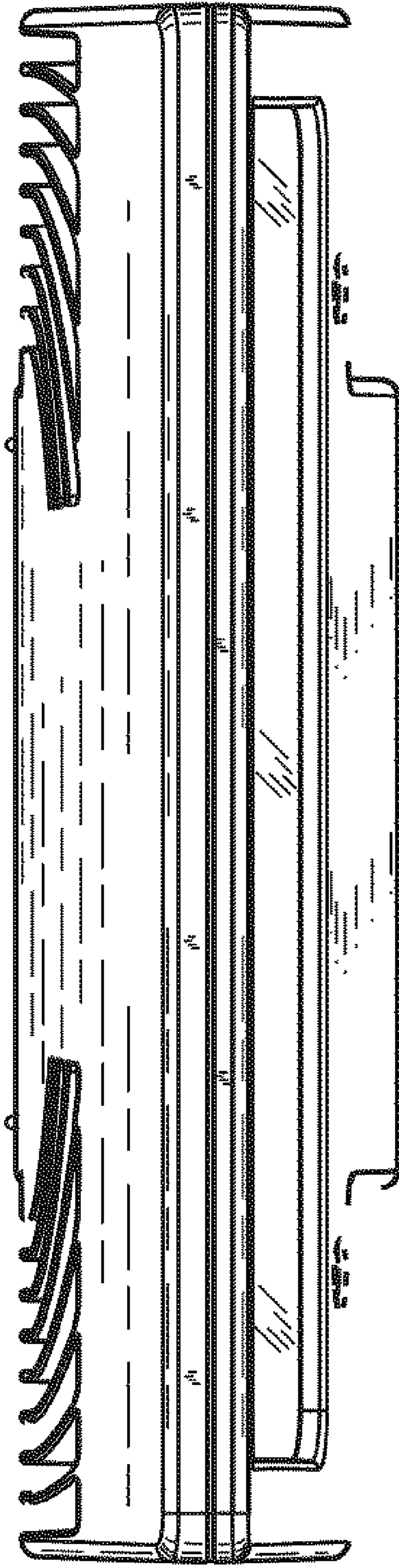


Fig. 3




Fig. 4




Fig. 5

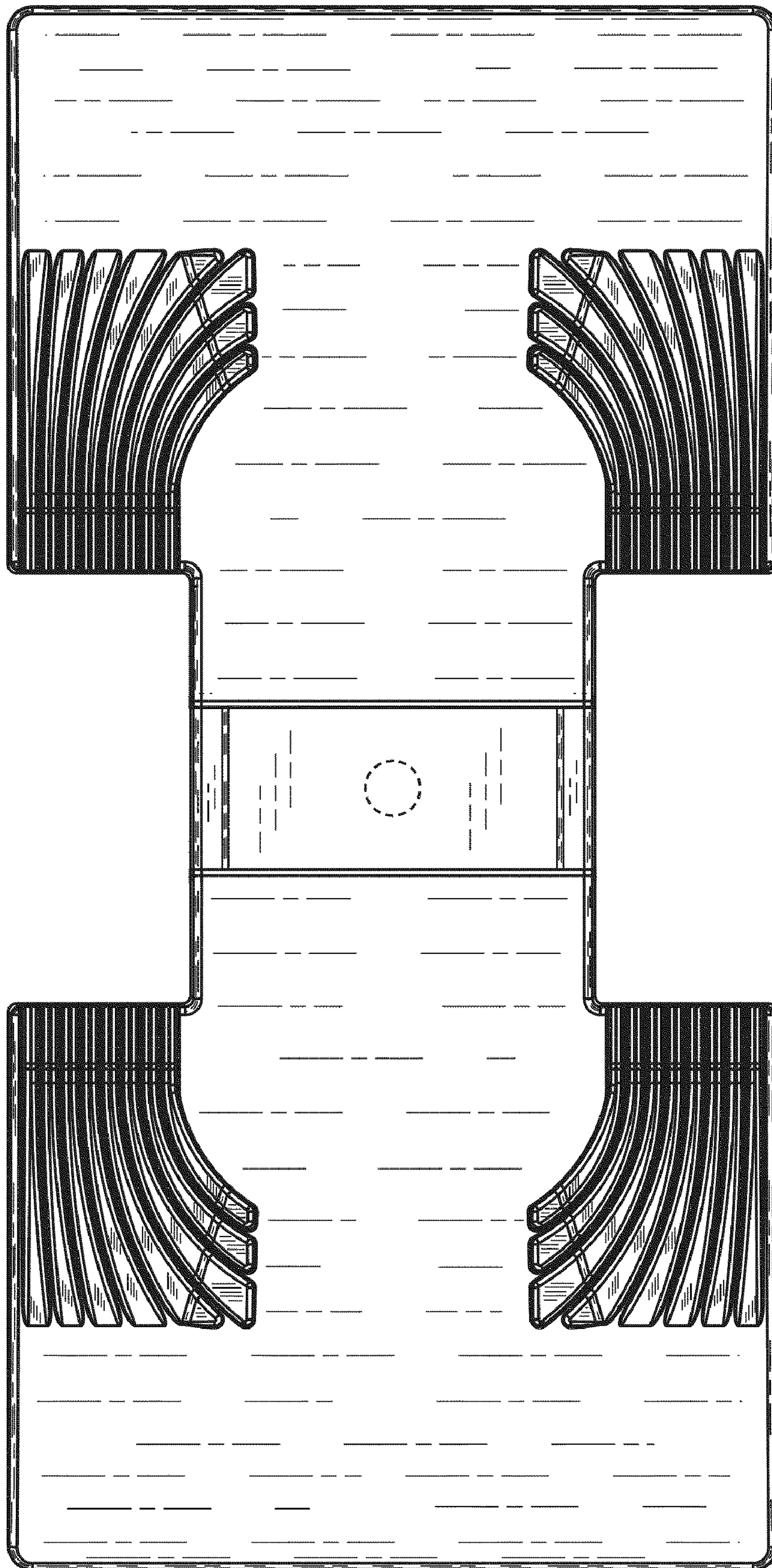


Fig. 6

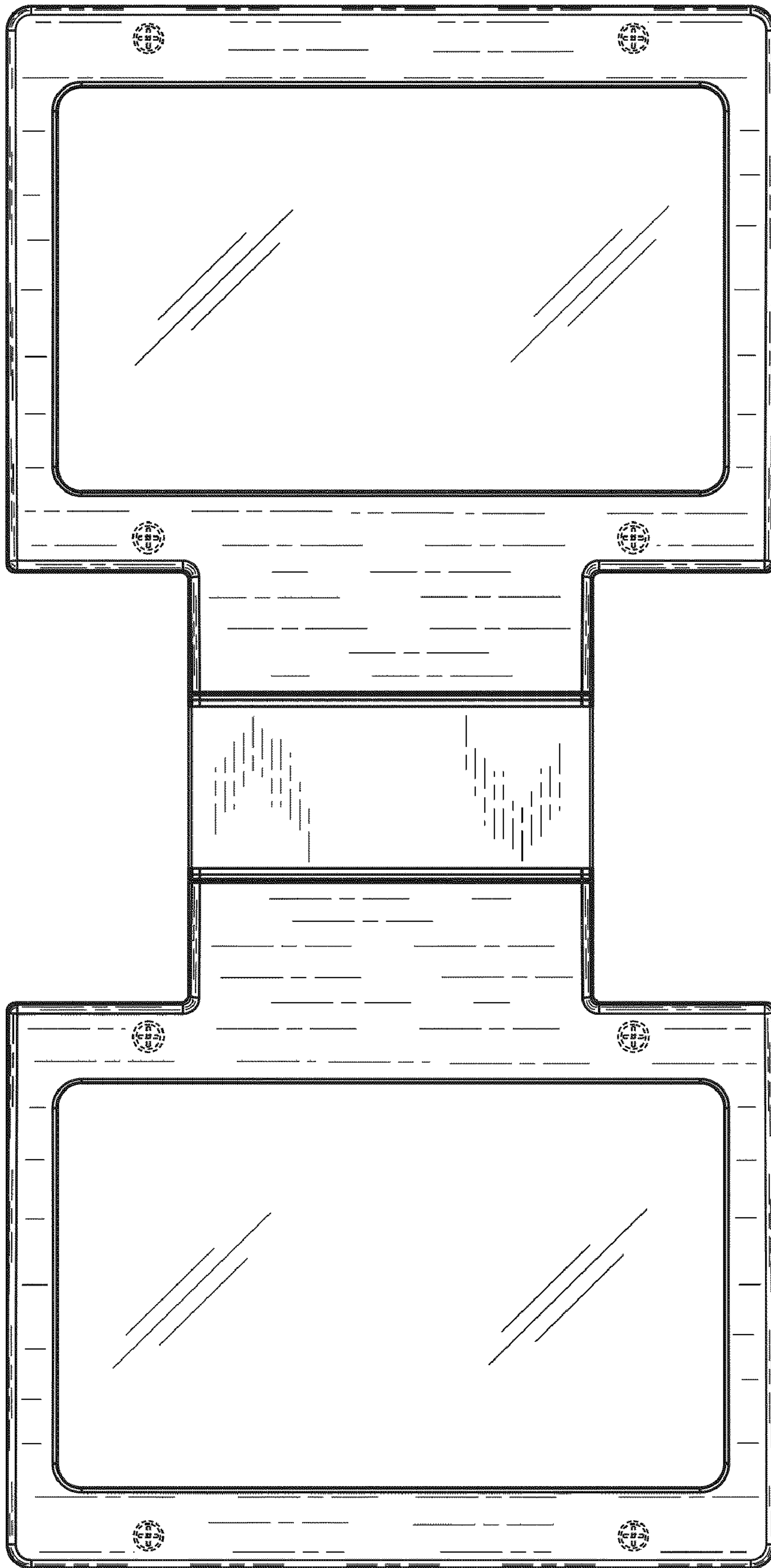


Fig. 7

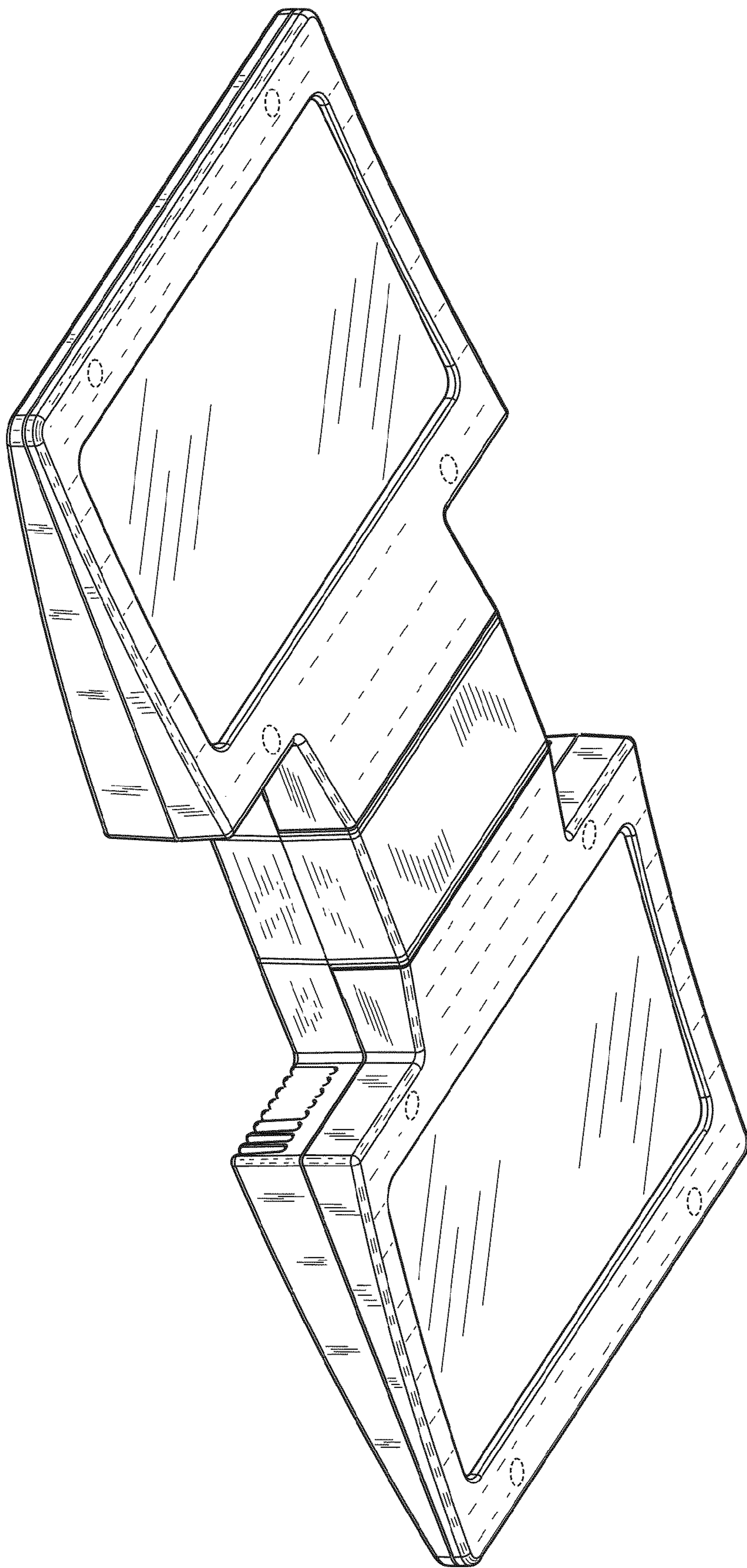


Fig. 8