



US00D634862S

(12) **United States Design Patent**
Karamete

(10) **Patent No.:** **US D634,862 S**

(45) **Date of Patent:** **** Mar. 22, 2011**

(54) **FLOOR PLATE**

(76) Inventor: **Mehmet Karamete**, Istanbul (TR)

(**) Term: **14 Years**

(21) Appl. No.: **29/369,080**

(22) Filed: **Sep. 2, 2010**

(51) **LOC (9) Cl.** **25-01**

(52) **U.S. Cl.** **D25/138**

(58) **Field of Classification Search** D25/138;
52/232, 263, 220.2, 479, 507, 783.1, 126.6;
119/480, 509, 529, 530

See application file for complete search history.

(56) **References Cited**

U.S. PATENT DOCUMENTS

D426,320 S *	6/2000	Andres	D25/138
D427,332 S *	6/2000	Bryan	D25/138
6,526,710 B1 *	3/2003	Killen	52/220.1
6,536,168 B1 *	3/2003	Cugini et al.	52/220.2
D487,316 S *	3/2004	Suwanda et al.	D25/138

* cited by examiner

Primary Examiner — Doris Clark

(74) *Attorney, Agent, or Firm* — Galbreath Law Offices,
P.C.; John A. Galbreath


(57) **CLAIM**

The ornamental design for a floor plate, as shown and described.

DESCRIPTION

FIG. 1 is a perspective view of the invention;
FIG. 2 is a side view of the invention;
FIG. 3 is another side view of the invention, showing the side opposite that shown in FIG. 2;
FIG. 4 is a front view of the invention;
FIG. 5 is a back view of the invention;
FIG. 6 is a top view of the invention; and,
FIG. 7 is a bottom view of the invention.

1 Claim, 5 Drawing Sheets



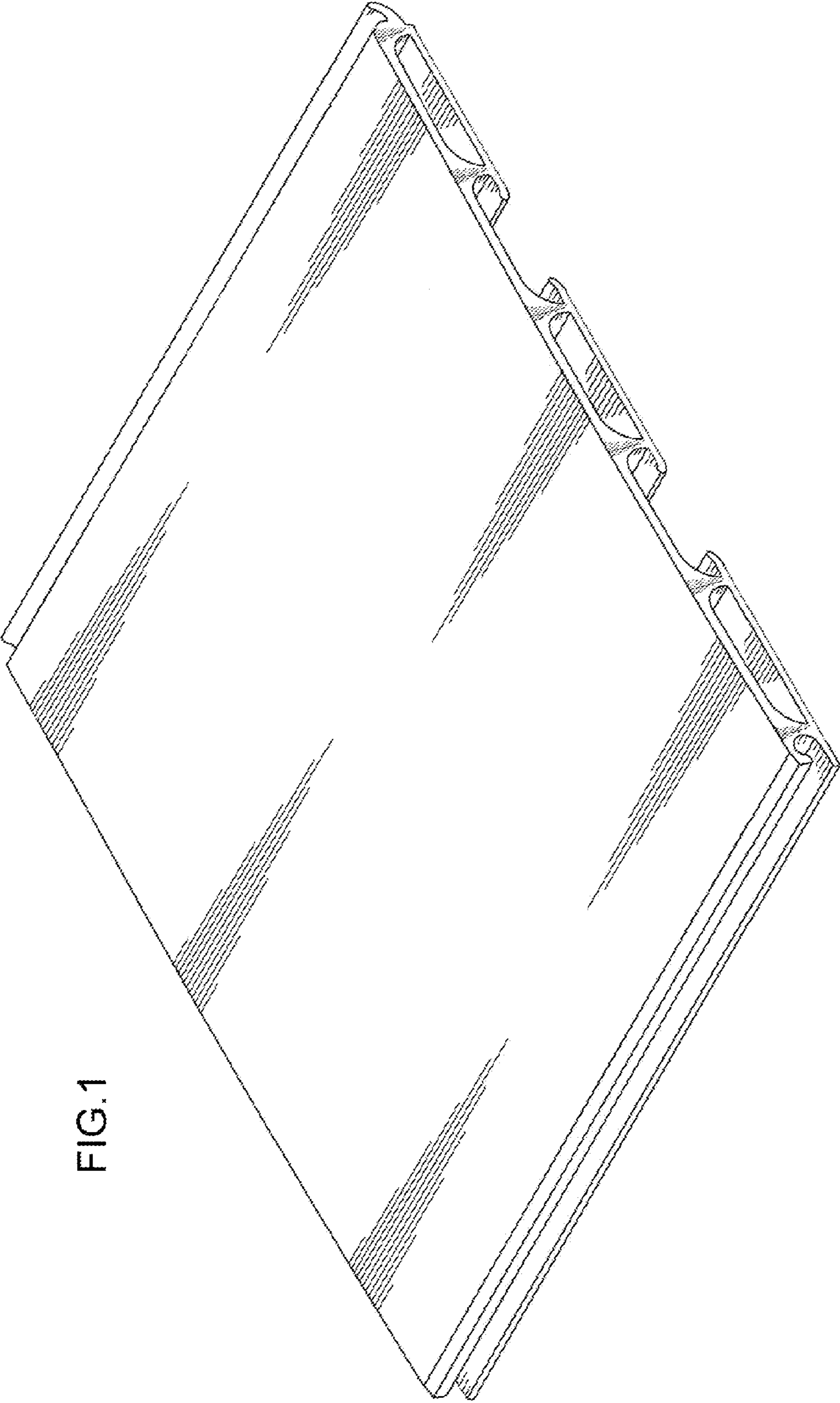


FIG.1

FIG.2




FIG.3




FIG.4





FIG.5






FIG.6

FIG. 7

