



US00D634847S

(12) **United States Design Patent**
Schumaier et al.

(10) **Patent No.:** **US D634,847 S**
(45) **Date of Patent:** **** Mar. 22, 2011**

(54) **HEARING AID HOUSING**

(75) Inventors: **Daniel R. Schumaier**, Elizabethton, TN (US); **Marc P. McLarnon**, Longwood, FL (US); **Dale F. Kundis**, Oviedo, FL (US); **Vu Minh Phan**, Phoenix, AZ (US); **Craig Charles Ovans**, Chandler, AZ (US)

(73) Assignees: **Daniel R. Schumaier**, Elizabethton, TN (US); **Marc P. McLaron**, Longwood, FL (US)

(**) Term: **14 Years**

(21) Appl. No.: **29/345,476**

(22) Filed: **Oct. 16, 2009**

Related U.S. Application Data

(63) Continuation of application No. 29/334,477, filed on Mar. 27, 2009, now Pat. No. Des. 606,657.

(51) **LOC (9) Cl.** **24-99**

(52) **U.S. Cl.** **D24/174**

(58) **Field of Classification Search** D24/173-175, D24/106; D14/205, 223, 224, 249; 381/23.1, 381/312, 322-324, 328-330, 334

See application file for complete search history.

(56) **References Cited**

U.S. PATENT DOCUMENTS

D322,319	S	12/1991	van Mourik	
D354,568	S	1/1995	Araki et al.	
5,606,621	A	2/1997	Reiter et al.	
5,802,183	A *	9/1998	Scheller et al.	381/322
6,643,378	B2	11/2003	Schumaier	
6,681,022	B1	1/2004	Puthuff et al.	
D516,216	S	2/2006	Portmann	
D518,473	S *	4/2006	Gwee	D14/205
7,110,562	B1	9/2006	Feeley et al.	
D529,612	S	10/2006	Feely et al.	

D546,455	S	7/2007	Darbut et al.	
7,302,071	B2	11/2007	Schumaier	
D558,880	S	1/2008	Le	
D572,823	S *	7/2008	Niccolai et al.	D24/174
D579,567	S	10/2008	Pederson	
D587,378	S *	2/2009	Powers et al.	D24/174
2003/0002700	A1	1/2003	Fretz et al.	
2003/0112992	A1	6/2003	Rapps	
2007/0127757	A2	6/2007	Darbut et al.	
2009/0042426	A1 *	2/2009	Kramer	439/188

FOREIGN PATENT DOCUMENTS

AU	2002237841	3/2005
AU	2005202320	6/2005
CA	2438969	9/2006
CN	101010984 A	8/2007
EP	1790197	5/2007
WO	02071798	9/2002
WO	2005007049	1/2005

* cited by examiner

Primary Examiner — T. Chase Nelson

Assistant Examiner — Anhdao Doan

(74) *Attorney, Agent, or Firm* — Luedeka, Neely & Graham, P.C.

(57) **CLAIM**

The ornamental design for a hearing aid housing, as shown and described.

DESCRIPTION

FIG. 1 is perspective view of the hearing aid housing;

FIG. 2 is front view thereof;

FIG. 3 is rear view thereof;

FIG. 4 is first side view thereof;

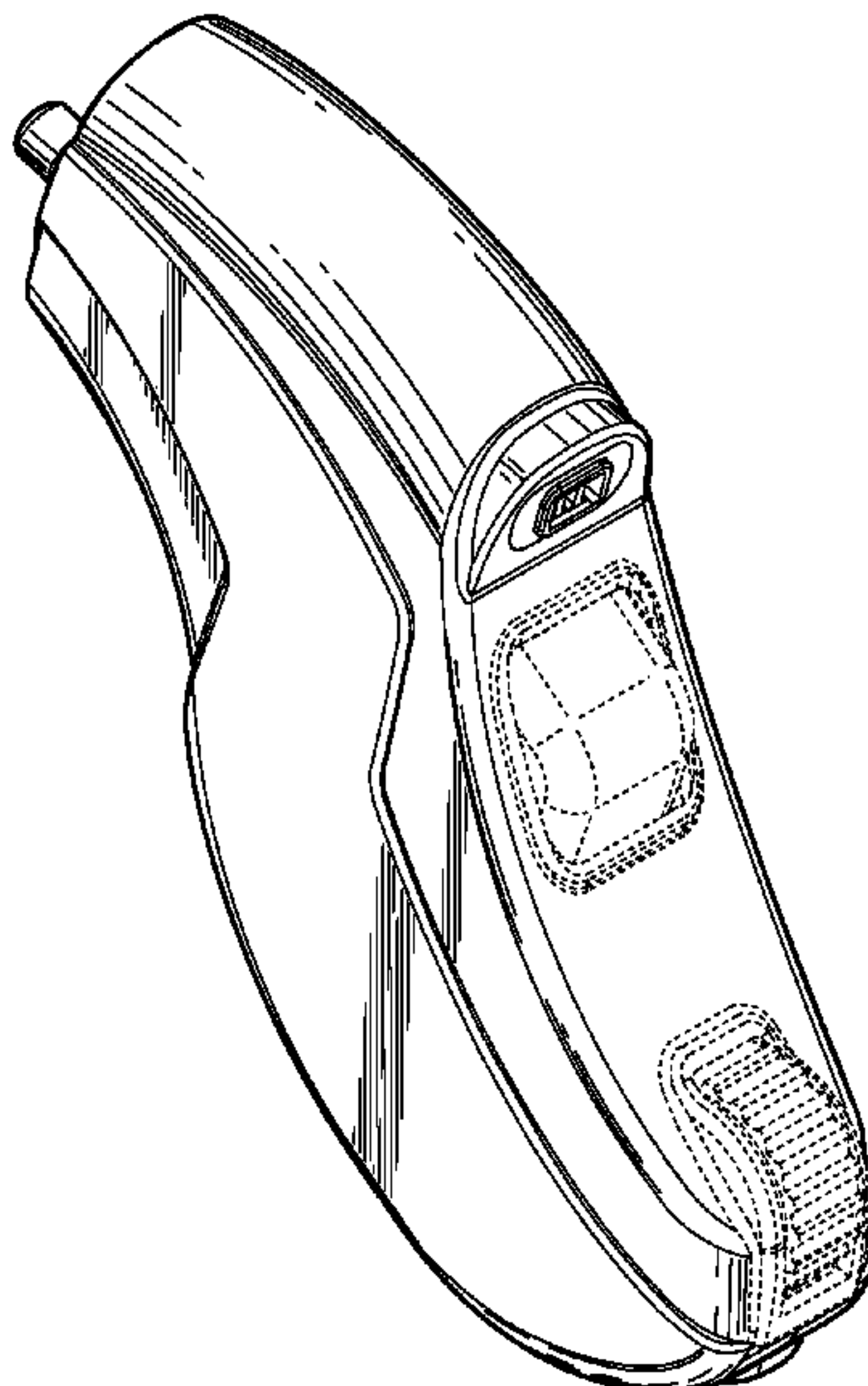
FIG. 5 is second side view thereof;

FIG. 6 is top view thereof; and,

FIG. 7 is bottom view thereof.

The broken lines in the drawing views are included for the purpose of illustrating portions of the hearing aid housing that form no part of the claimed design.

1 Claim, 5 Drawing Sheets



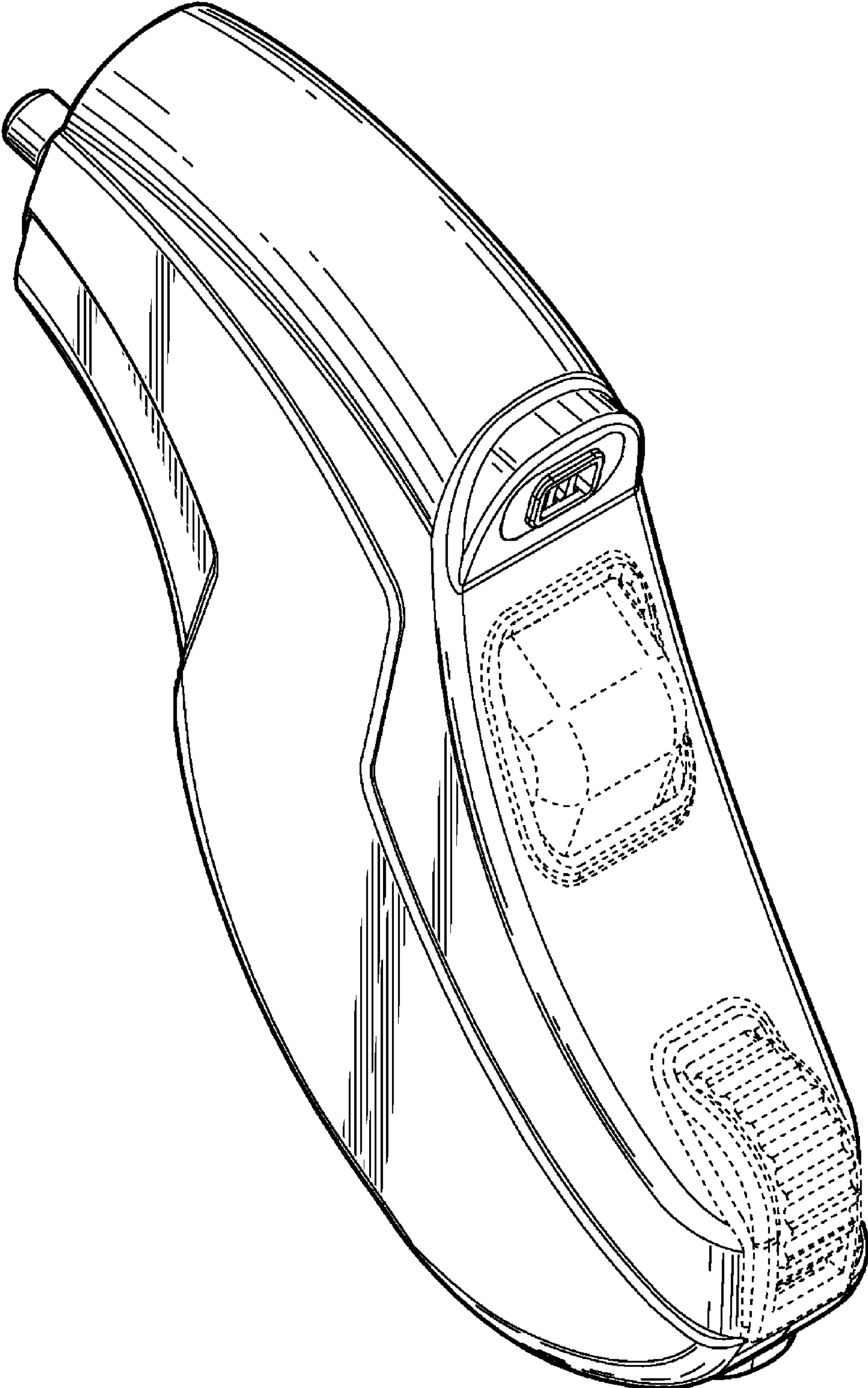


Fig. 1

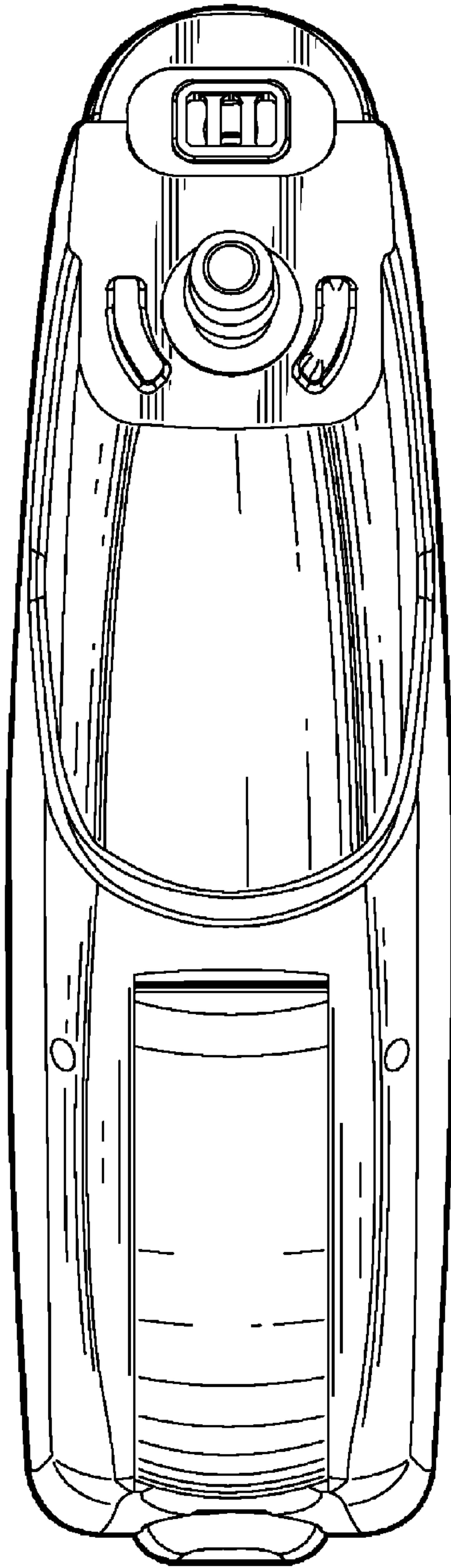


Fig. 2

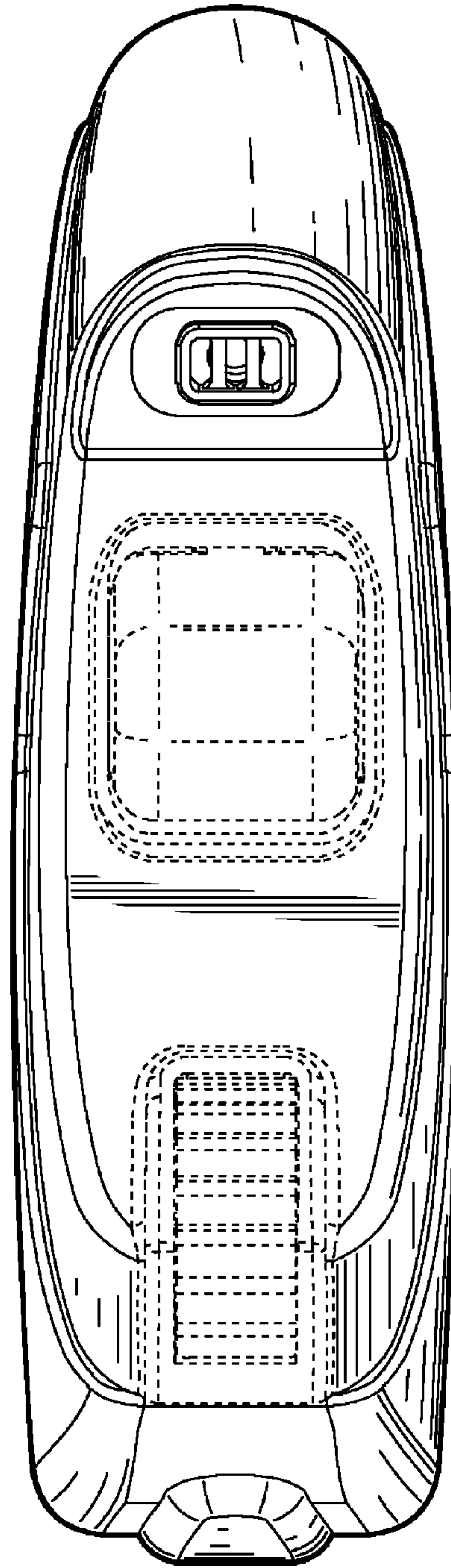


Fig. 3

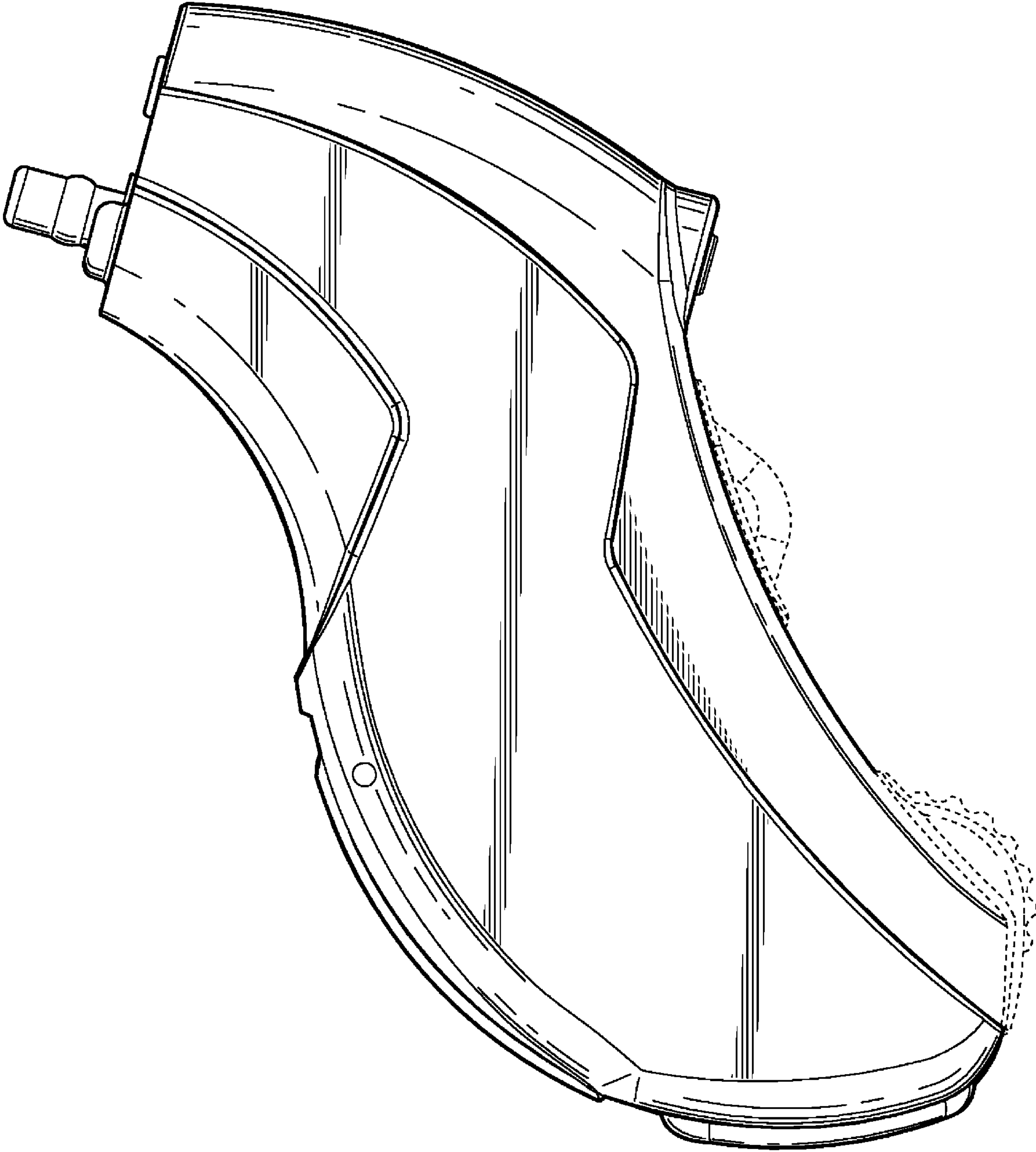


Fig. 4

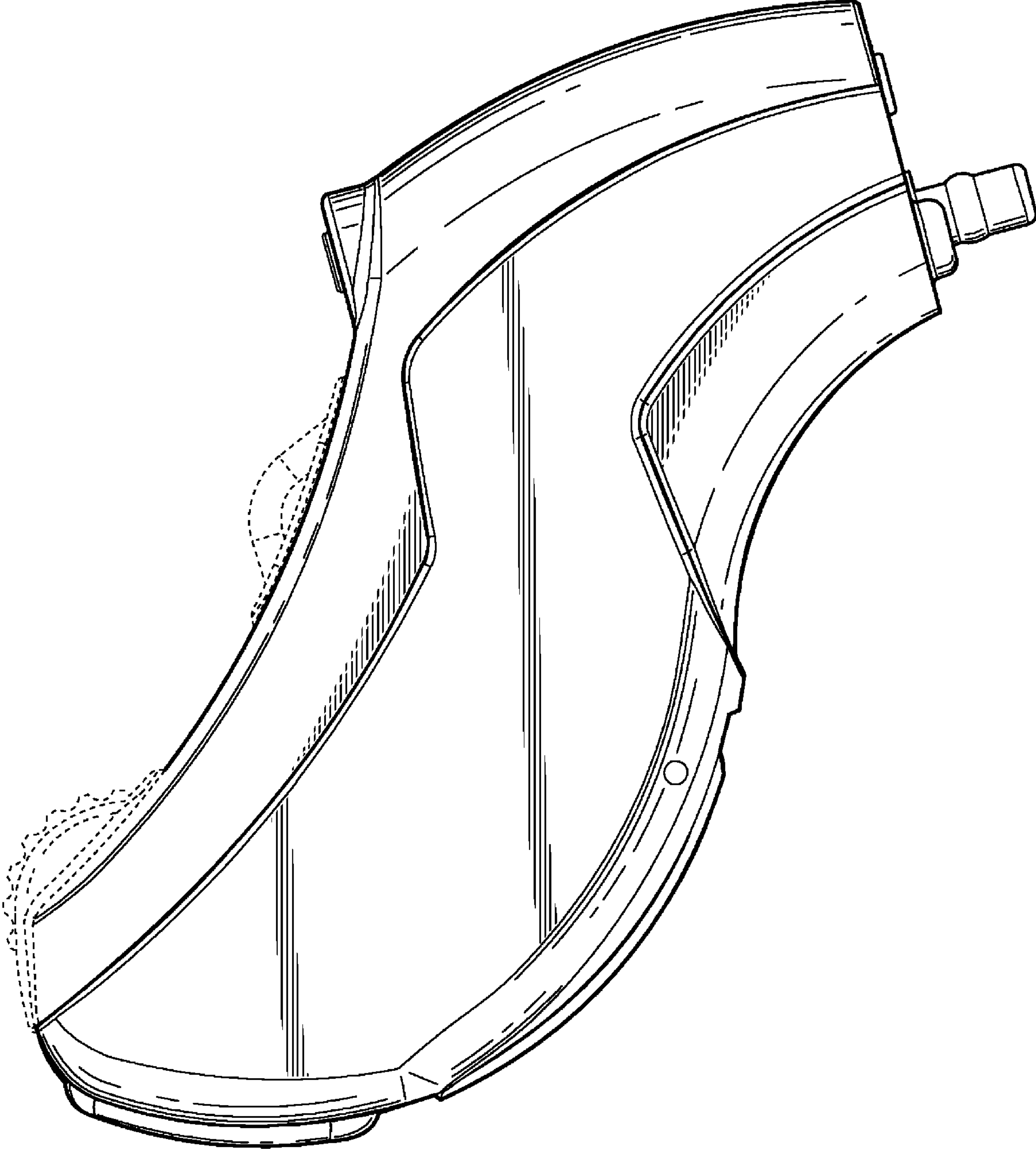


Fig. 5

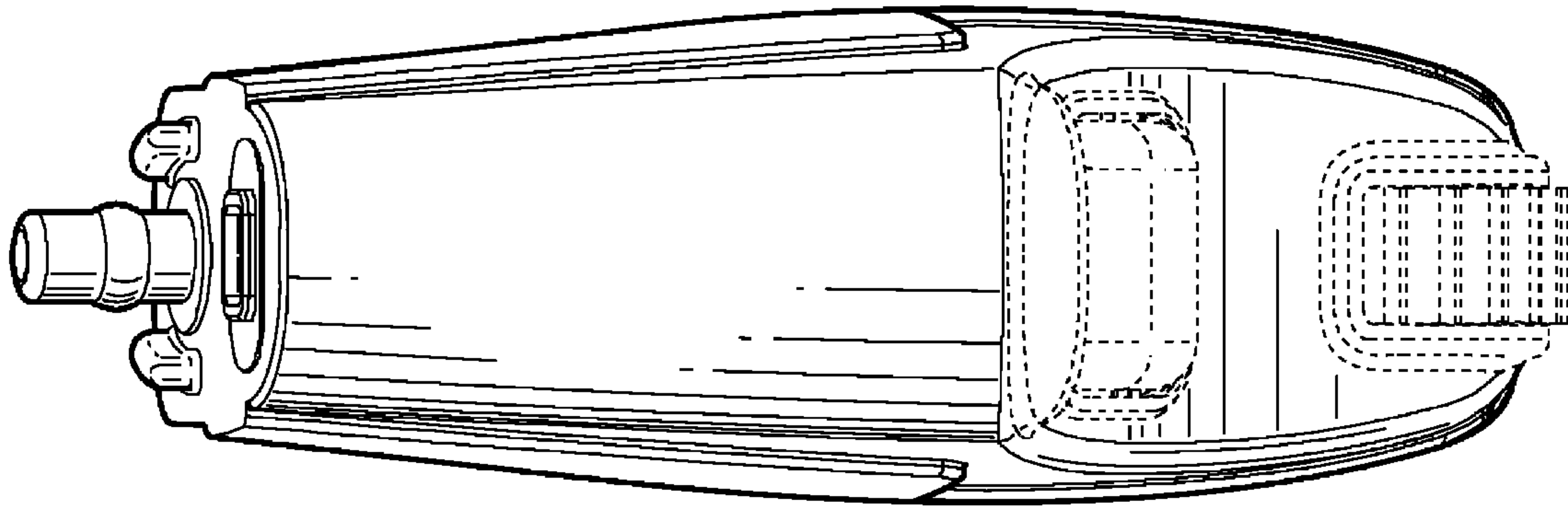


Fig. 6

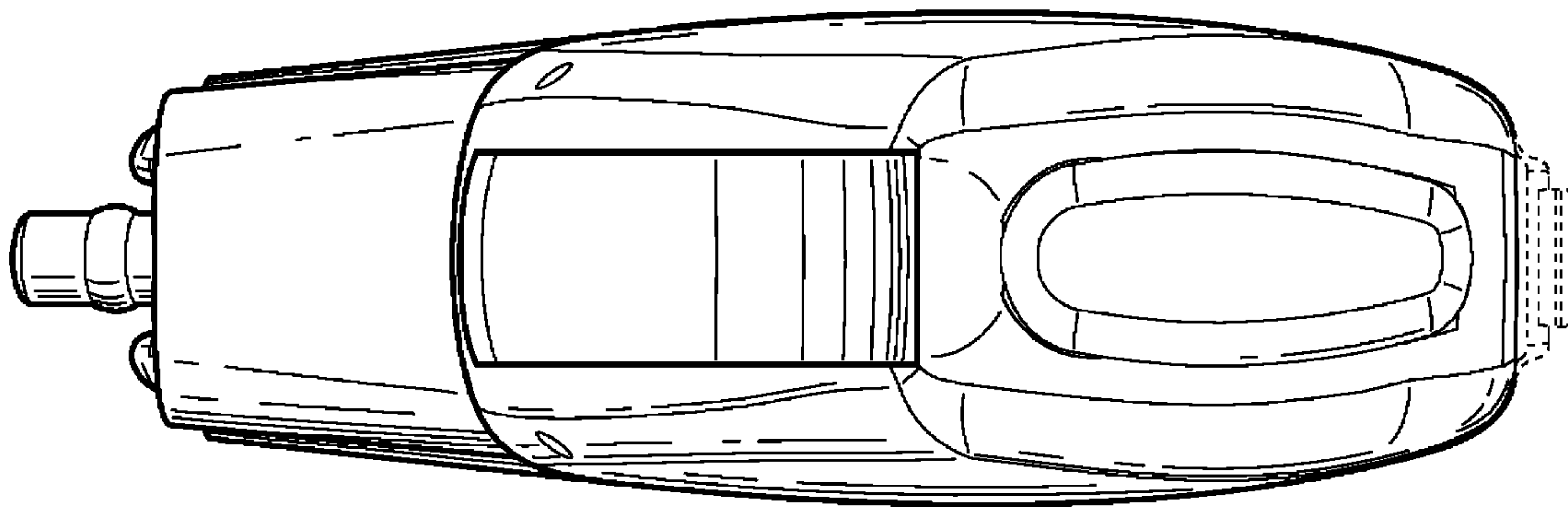


Fig. 7