



US00D634846S

(12) **United States Design Patent**
Vivenzio et al.

(10) **Patent No.:** **US D634,846 S**
(45) **Date of Patent:** **** Mar. 22, 2011**

(54) **PULSE-OXIMETER HOLDER**

(75) Inventors: **Robert L. Vivenzio**, Auburn, NY (US);
Lisa A. Killian, Scipio Center, NY (US);
Raymond A. Lia, Auburn, NY (US);
Scott A. Martin, Warners, NY (US);
Michael T. McMahon, Syracuse, NY
(US); **Scott W. Osiecki**, Skaneateles, NY
(US); **Donwoong Kang**, Skaneateles,
NY (US)

(73) Assignee: **Welch Allyn, Inc.**, Skaneateles Falls, NY
(US)

(**) Term: **14 Years**

(21) Appl. No.: **29/358,208**

(22) Filed: **Mar. 24, 2010**

(51) **LOC (9) Cl.** **24-02**

(52) **U.S. Cl.** **D24/167**

(58) **Field of Classification Search** D24/164-169,
D24/107, 186, 187, 128, 227, 231, 232; D10/46,
D10/78, 98; 600/301, 481-483, 485, 490,
600/493-495, 500, 503, 509, 323, 383, 384,
600/344; 128/900; 356/41

See application file for complete search history.

(56) **References Cited**

U.S. PATENT DOCUMENTS

5,823,950 A * 10/1998 Diab et al. 600/310
D438,971 S * 3/2001 Meyer et al. D24/169
D538,433 S * 3/2007 Lorimer et al. D24/169
D601,258 S * 9/2009 Bell et al. D24/169

D604,418 S * 11/2009 Jones et al. D24/169
2003/0166998 A1 * 9/2003 Lowery et al. 600/323
2007/0142717 A1 * 6/2007 Lowery et al. 600/323

* cited by examiner

Primary Examiner — T. Chase Nelson

Assistant Examiner — Anhdao Doan

(74) *Attorney, Agent, or Firm* — Roger P. Bonenfant

(57) **CLAIM**

The ornamental design for a pulse-oximeter holder, as shown and described.

DESCRIPTION

FIG. 1 is a perspective view of a pulse-oximeter holder according to an embodiment of the present invention; FIG. 2 is a front view of the pulse-oximeter holder shown in FIG. 1;

FIG. 3 is a right-side view of the pulse-oximeter holder shown in FIG. 1;

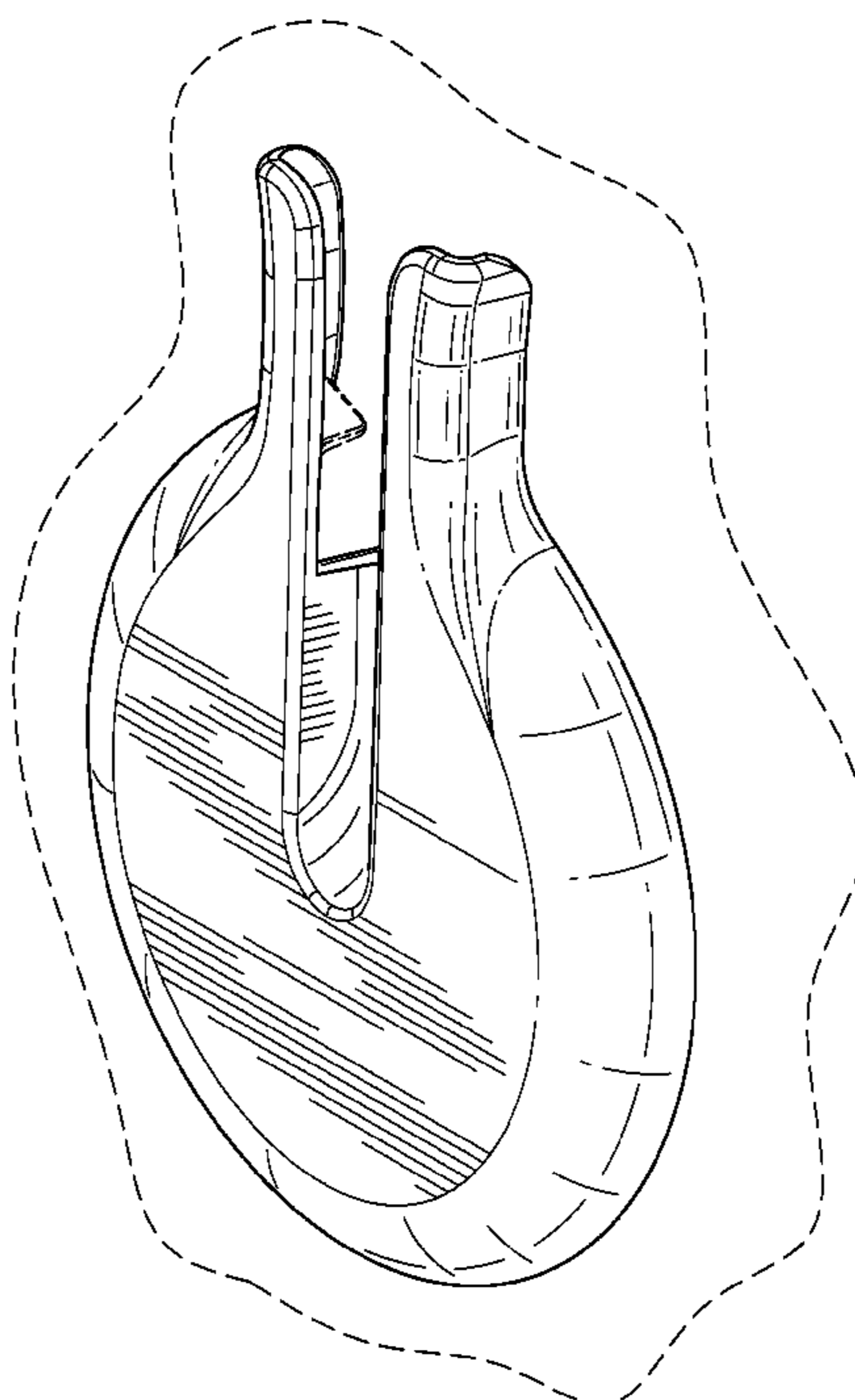
FIG. 4 is a left-side view of the pulse-oximeter holder shown in FIG. 1;

FIG. 5 is a top side view of the pulse-oximeter holder shown in FIG. 1; and,

FIG. 6 is a bottom view of the pulse-oximeter holder shown in FIG. 1.

The broken lines surrounding the pulse-oximeter holder in FIGS. 1 and 2 illustrate the environmental structure and form no part of the claimed design. Other broken lines in the drawing views are included for the purpose of illustrating portions of the pulse-oximeter holder that form no part of the claimed design.

1 Claim, 4 Drawing Sheets



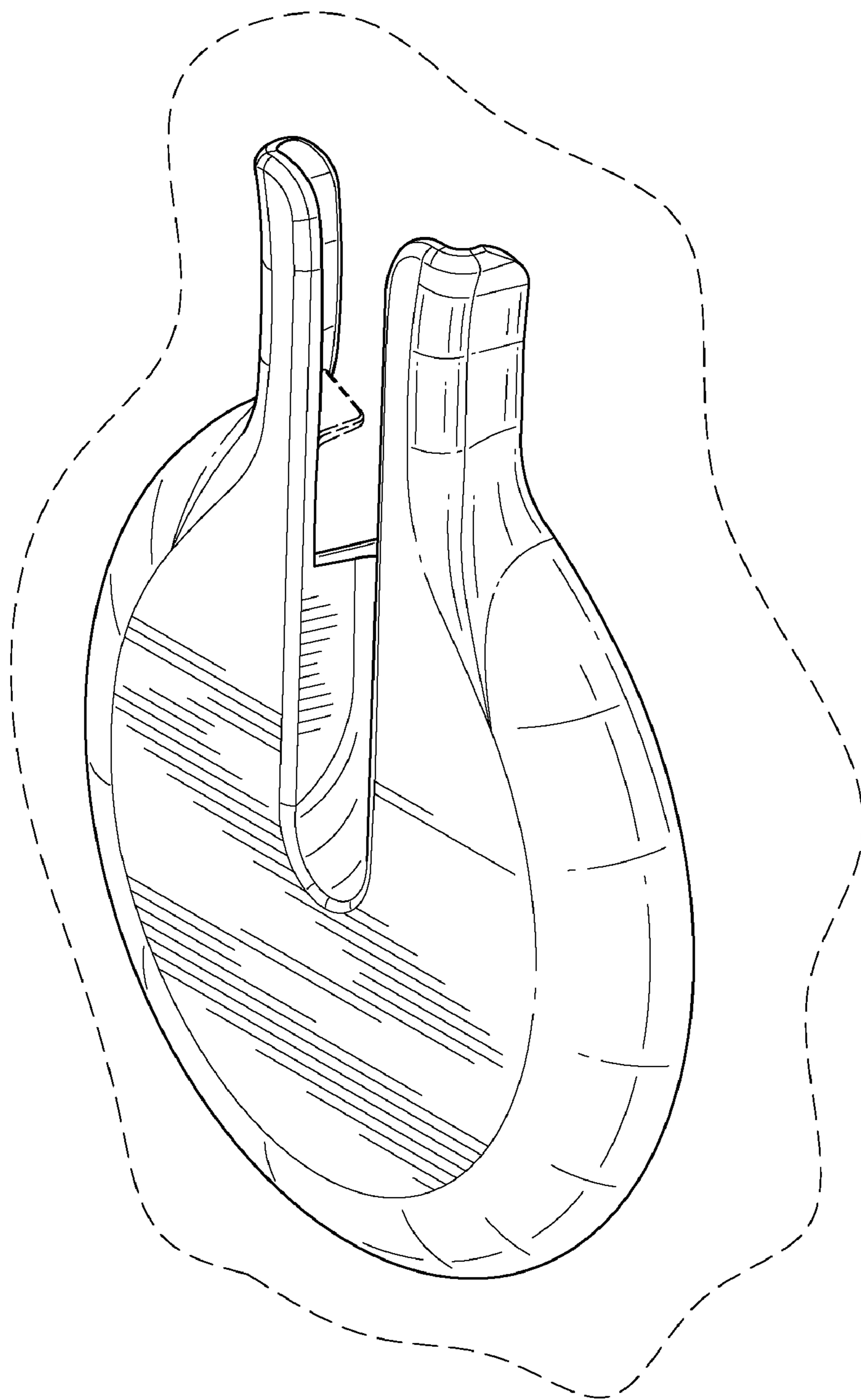


FIG. 1

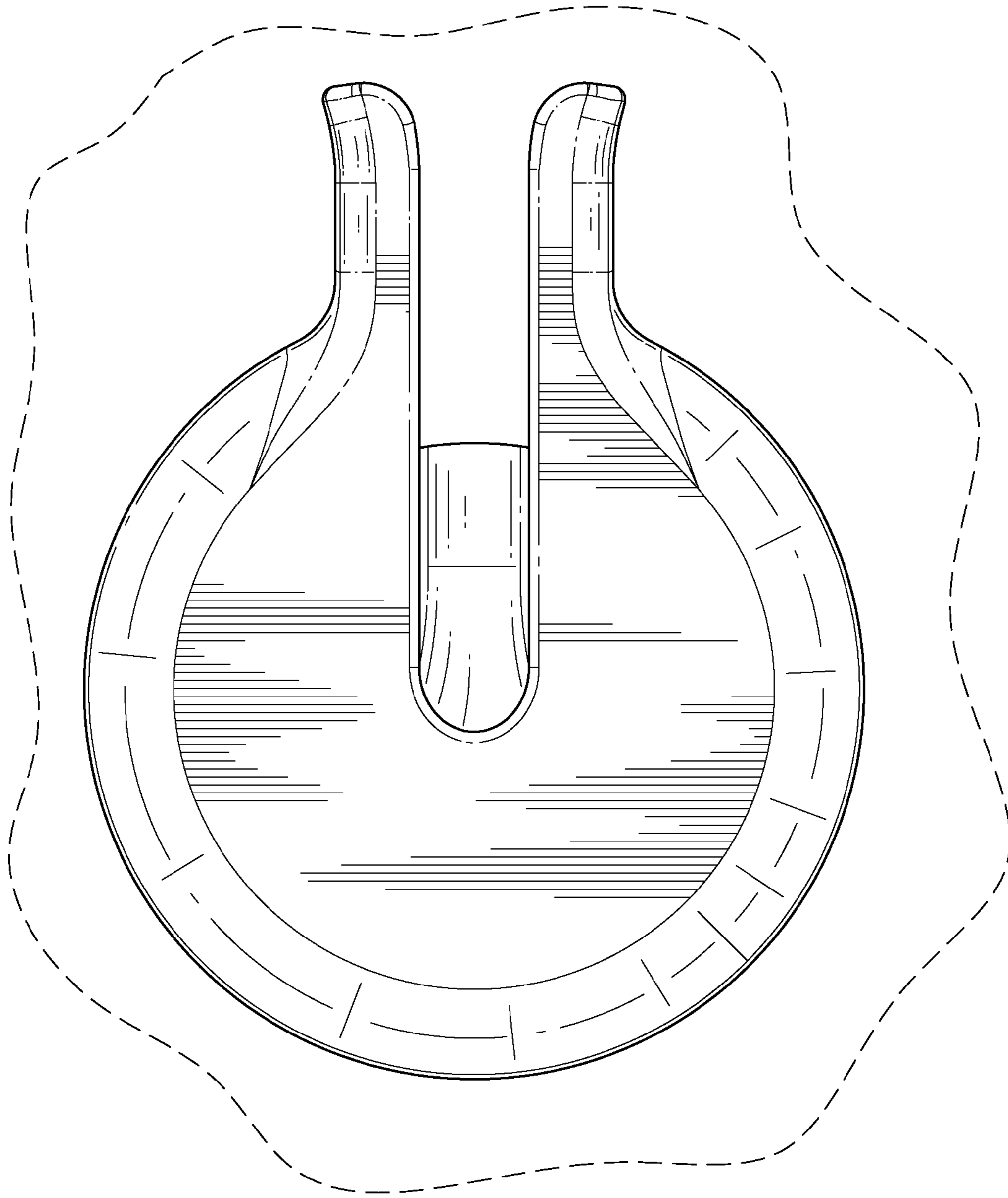


FIG. 2

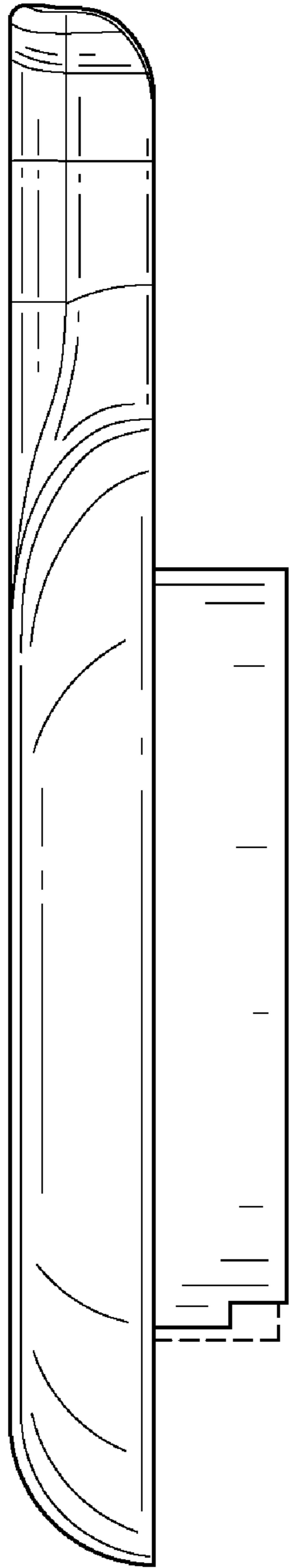


FIG. 3

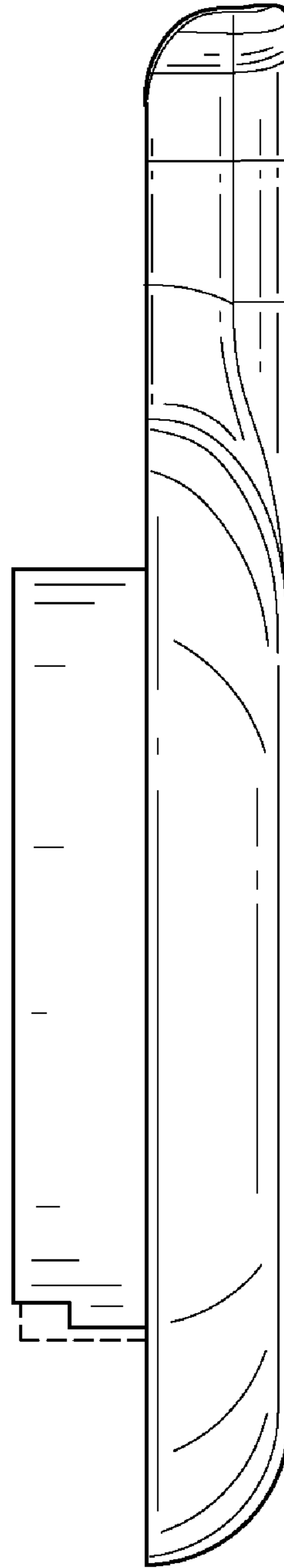


FIG. 4

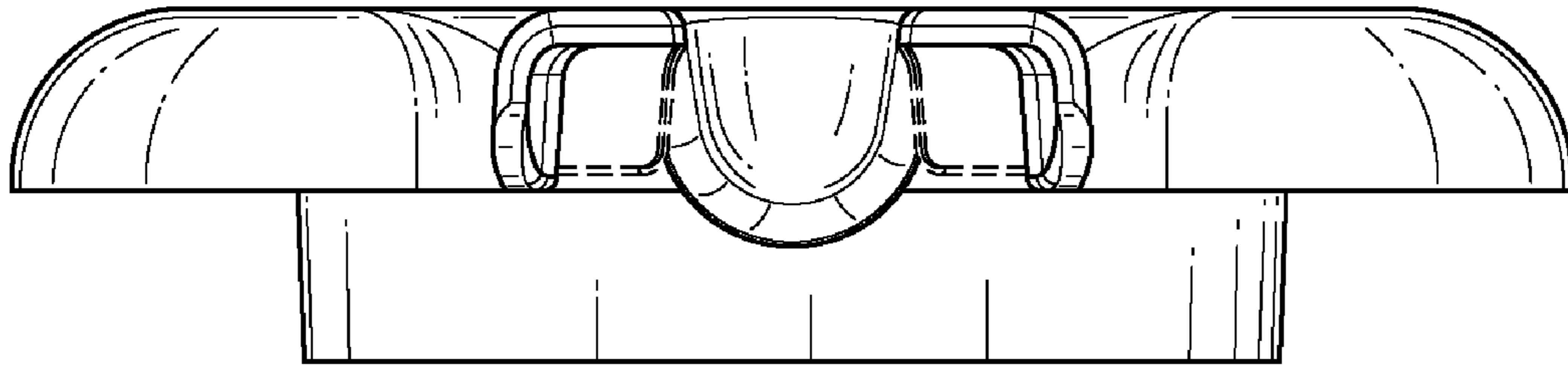


FIG. 5

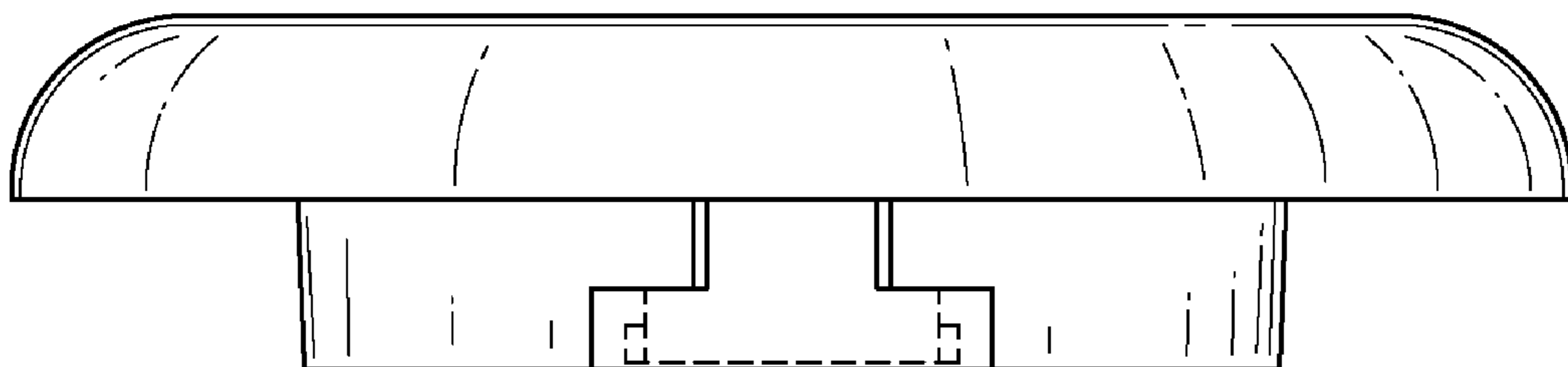


FIG. 6