



US00D634838S

(12) **United States Design Patent**
Dolezal

(10) **Patent No.:** **US D634,838 S**
(45) **Date of Patent:** **** *Mar. 22, 2011**

- (54) **NASAL DILATION DEVICE**
- (75) **Inventor:** **David M. Dolezal**, Scottsdale, AZ (US)
- (73) **Assignee:** **AirWare, Inc.**, Scottsdale, AZ (US)
- (**) **Term:** **14 Years**
- (21) **Appl. No.:** **29/330,276**
- (22) **Filed:** **Jan. 2, 2009**

- 1,071,015 A 8/1913 Adler
- 1,175,799 A 3/1916 Niessner
- 1,322,375 A 11/1919 Un
- 1,508,890 A 9/1924 Lasseux
- 1,520,930 A 12/1924 Calhoun
- 1,823,094 A 9/1931 Dylong
- 2,046,664 A 7/1936 Weaver
- 2,057,397 A 10/1936 Clauss

(Continued)

Related U.S. Application Data

- (63) Continuation-in-part of application No. 29/281,847, filed on Jul. 3, 2007, now Pat. No. Des. 595,848, which is a continuation-in-part of application No. 29/239,439, filed on Sep. 29, 2005, now Pat. No. Des. 572,360, which is a continuation-in-part of application No. 11/077,784, filed on Mar. 11, 2005, which is a continuation-in-part of application No. 10/804,995, filed on Mar. 19, 2004, now Pat. No. 7,156,098, said application No. 29/281,847 is a continuation-in-part of application No. 11/238,672, filed on Sep. 29, 2005, which is a continuation-in-part of application No. 11/077,784, which is a continuation-in-part of application No. 10/804,995.

- (51) **LOC (9) Cl.** **24-01**
- (52) **U.S. Cl.** **D24/106**
- (58) **Field of Classification Search** D24/133, D24/135, 176, 152, 156, 140, 141, 143; 600/206, 600/214, 164, 157, 156, 200, 113, 135, 138, 600/121, 131, 153; 606/191, 196, 197, 198
See application file for complete search history.

(56) **References Cited**

U.S. PATENT DOCUMENTS

- 480,505 A 8/1892 Midgley et al.
- 533,880 A 2/1895 Forne
- 701,538 A 6/1902 Carence
- 813,425 A 2/1906 Hill

FOREIGN PATENT DOCUMENTS

CN 2236341 Y 10/1996

(Continued)

OTHER PUBLICATIONS

O'Meara et al., "The reduction of rhinitis symptoms by nasal filters during natural exposure to ragweed and grass pollen," *Allergy*2005:60:529-532.

(Continued)

Primary Examiner — Ian Simmons

Assistant Examiner — Charles D Hanson

(74) *Attorney, Agent, or Firm* — Dorsey & Whitney LLP; Nathan J. Witzany, Esq.


(57) **CLAIM**

The ornamental design for a nasal dilation device, as shown and described.

DESCRIPTION

FIG. 1 is a perspective view of a nasal dilation device showing our new design;
FIG. 2 is a top view thereof;
FIG. 3 is a front view thereof;
FIG. 4 is a right side view thereof;
FIG. 5 is a left side view thereof;
FIG. 6 is a rear view thereof; and,
FIG. 7 is a bottom view thereof.

1 Claim, 3 Drawing Sheets



U.S. PATENT DOCUMENTS

2,097,846	A	11/1937	Clauss	
2,151,227	A	3/1939	Pawelek	
2,162,583	A	6/1939	Kjellsson	
2,277,390	A	3/1942	Crespo	
2,433,565	A	12/1947	Korman	
2,535,155	A	12/1950	Pandorf	
2,672,138	A	3/1954	Pomeroy	
2,751,906	A	6/1956	Irvine	
2,777,442	A	1/1957	Zelano	
2,890,695	A	6/1959	Safstrom	
3,451,392	A	6/1969	Cook et al.	
3,457,917	A	7/1969	Mercurio	
3,463,149	A	8/1969	Albu	
3,722,509	A	3/1973	Nebel	
3,747,597	A	7/1973	Olivera	
3,884,223	A	5/1975	Keindl	
3,905,335	A	9/1975	Kapp	
4,030,491	A	6/1977	Mattila	
4,052,983	A	10/1977	Bovender	
D251,017	S	2/1979	Amezcu	
4,220,150	A	9/1980	King	
4,221,217	A	9/1980	Amezcu	
4,267,831	A	5/1981	Aquilar	
4,327,719	A	5/1982	Childers	
4,401,117	A	8/1983	Gershuny	
4,573,461	A	3/1986	Lake	
4,984,302	A	1/1991	Lincoln	
5,117,820	A	6/1992	Robitaille	
5,392,773	A	2/1995	Bertrand	
5,417,205	A	5/1995	Wang	
5,568,808	A	10/1996	Rimkus	
5,746,200	A	5/1998	Draenert	
5,775,335	A *	7/1998	Seal	128/848
5,787,884	A	8/1998	Tovey	
5,890,491	A	4/1999	Rimkus	
6,015,425	A	1/2000	Altadonna, Jr.	
6,109,262	A	8/2000	Tovey	
D430,667	S *	9/2000	Rome	D24/135
6,119,690	A	9/2000	Pantaleo	
6,183,493	B1	2/2001	Zammit	
6,213,121	B1	4/2001	Cardarelli	
6,216,694	B1	4/2001	Chen	
D451,193	S	11/2001	McCormick	
6,386,197	B1	5/2002	Miller	
6,484,725	B1	11/2002	Chi	
6,494,205	B1	12/2002	Brown	
6,561,188	B1 *	5/2003	Ellis	128/206.11
6,584,975	B1	7/2003	Taylor	
6,701,924	B1	3/2004	Land, Jr. et al.	
6,962,156	B2	11/2005	Michaels	
6,971,387	B2	12/2005	Michaels	
6,971,388	B1	12/2005	Michaels	
6,978,781	B1	12/2005	Jordan	
7,156,098	B2	1/2007	Dolezal et al.	
D571,457	S	6/2008	Dolezal	

D572,360	S *	7/2008	Dolezal et al.	D24/106
D572,361	S *	7/2008	Noce	D24/135
D575,397	S *	8/2008	Noce	D24/135
D595,848	S *	7/2009	Dolezal et al.	D24/135
2003/0106555	A1	6/2003	Tovey	
2003/0106556	A1	6/2003	Alperovich et al.	
2003/0136409	A1	7/2003	Seo	
2003/0209145	A1	11/2003	Soper	
2004/0055603	A1	3/2004	Bruce	
2004/0079814	A1	4/2004	Altadonna, Jr.	
2004/0194784	A1	10/2004	Bertrand	
2004/0211425	A1	10/2004	Wang	
2004/0261798	A1 *	12/2004	Rimkus	128/206.11
2005/0061325	A1	3/2005	Michaels	
2005/0066972	A1	3/2005	Michaels	
2005/0066973	A1	3/2005	Michaels	
2005/0205095	A1	9/2005	Dolezal	
2005/0211250	A1	9/2005	Dolezal et al.	

FOREIGN PATENT DOCUMENTS

CN	2250782	I	4/1997
DE	201 01 539	U1	6/2001
EP	1 340 522	A2	9/2003
JP	S49-94491		8/1974
JP	S52-164394		12/1977
JP	S55-148761		10/1980
JP	S60-171450		11/1985
JP	S61-228883		10/1986
JP	1-160572	A	6/1989
JP	H2-126668		10/1990
WO	99/11326	A	3/1999
WO	01/41629	A	6/2001
WO	2005/092004		10/2005
WO	2007/139890	A	12/2007

OTHER PUBLICATIONS

Unknown, "Medical Device Company Focused Initially on Preventing Hay Fever," The University of Sydney Business Liason Office, Commercialisation; *Forum & Fair of Ideas*; Sydney Mar. 26-28, 2003.

Webster's New World Dictionary, Third College Edition, 1988, p. 155 & 1438 definitions for body and tubular.

Merriam-Webster Online Dictionary definition of "machine" (<http://merriam-webster.com/dictionary/machine>), Apr. 8, 2010.

"Nose Filters, Better Breathers", Better Breathers™ [retrieved on Sep. 14, 2010] Retrieved from <http://www.betterbreathers.com/index.html>.

"Breathing Allergy Relief / Allergy Relief Pregnancy", Breathe-Ezy Nasal Filters®, [retrieved on Sep. 14, 2010], Retrieved from <http://breathe-ezy.com.au/>.

"SHS Nose Filters Ring", Diamond Life Group, [retrieved on Sep. 14, 2010], Retrieved from <http://www.diamonddlife.net.au/product>.

* cited by examiner

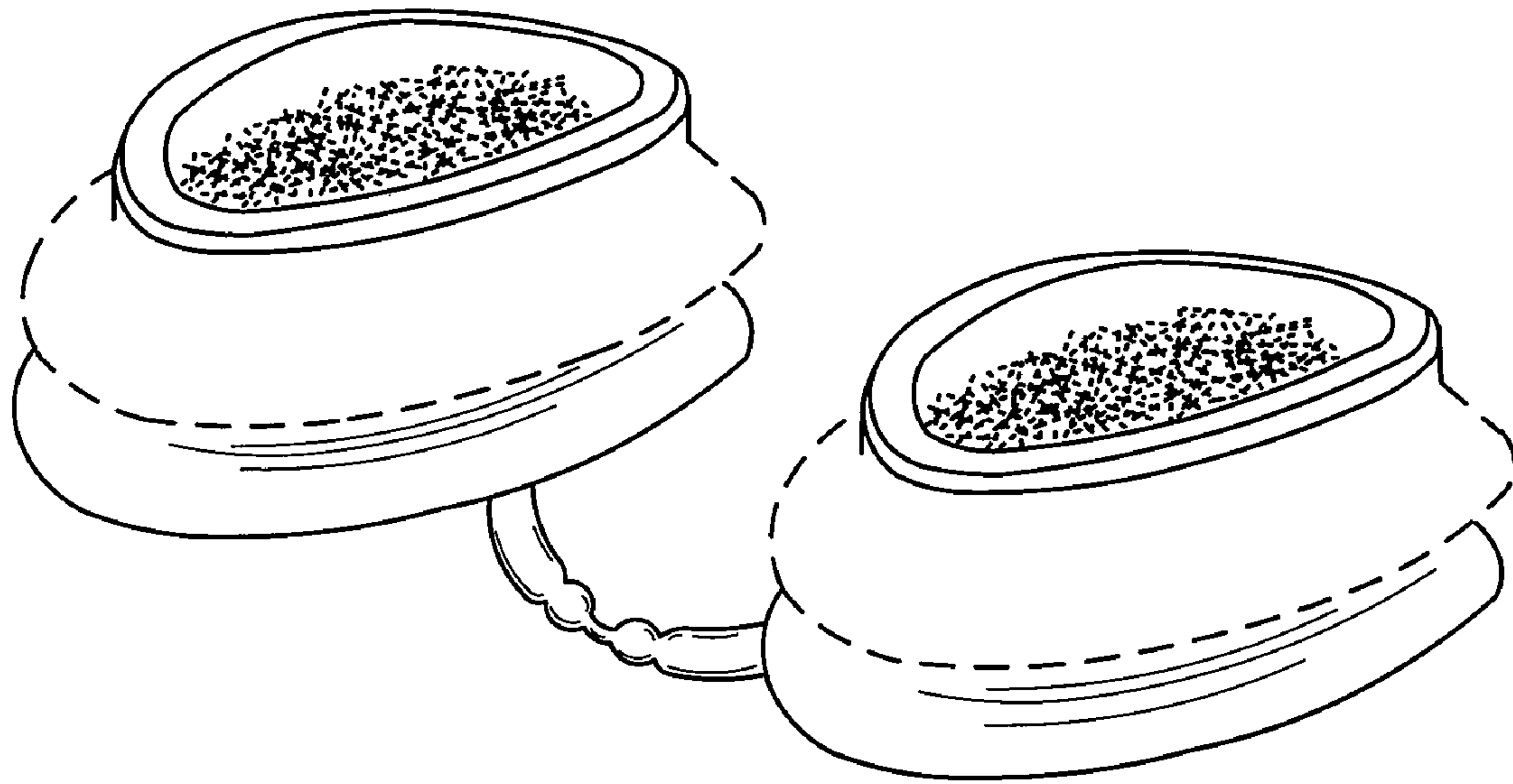


Fig. 1

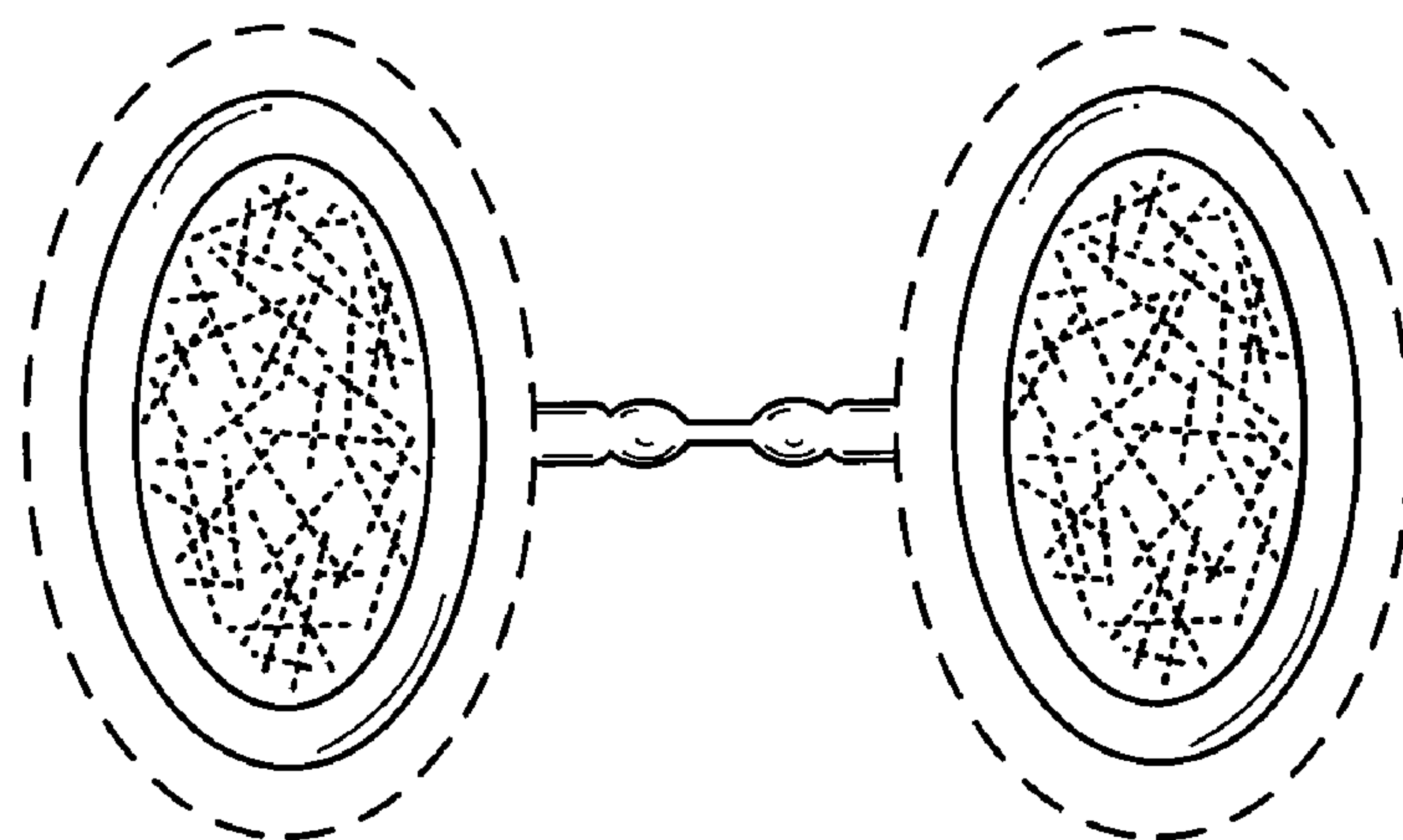


Fig. 2




Fig. 3




Fig. 4




Fig. 5




Fig. 6

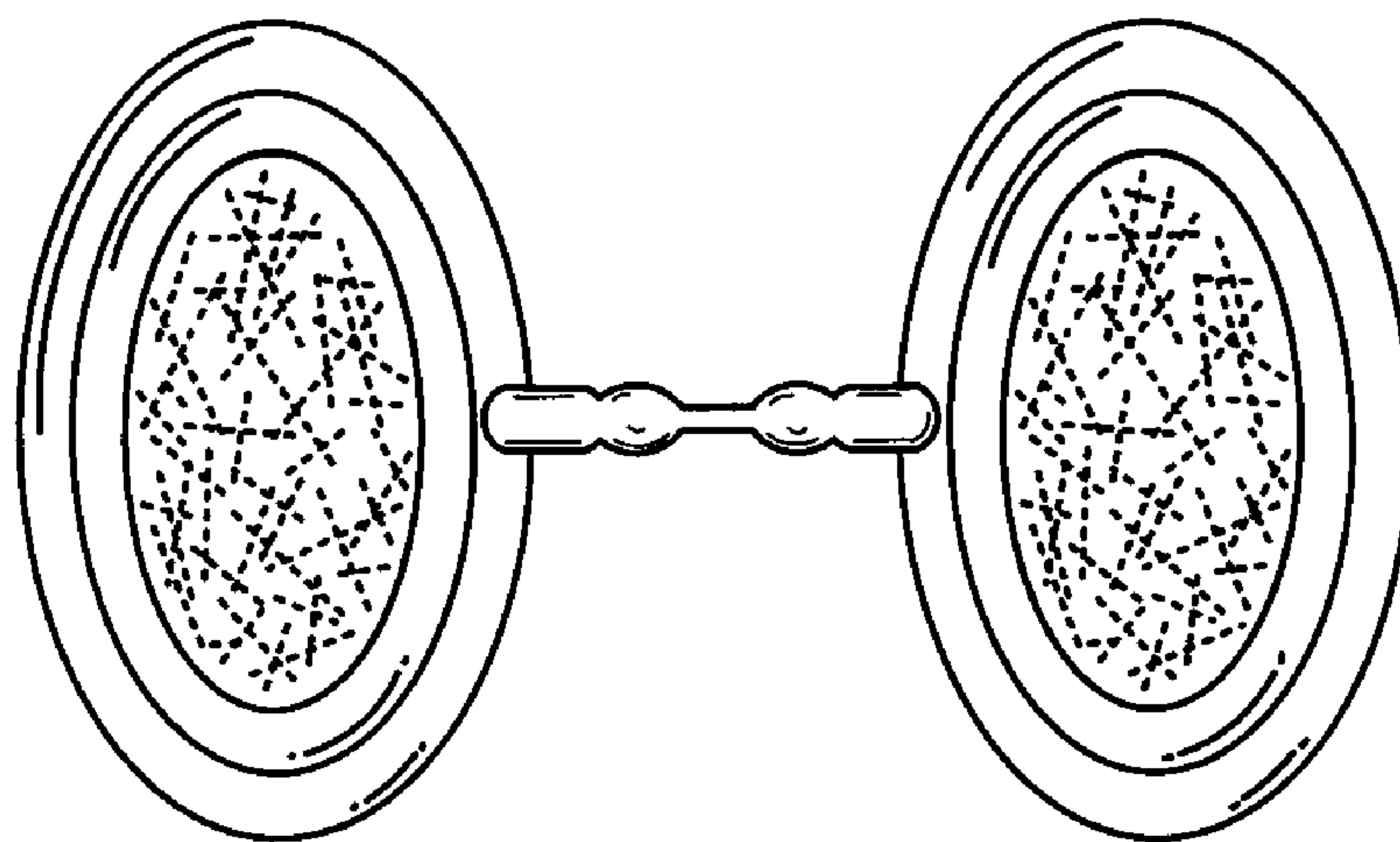


Fig. 7