



US00D634834S

(12) **United States Design Patent**  
**Shapiro**

(10) **Patent No.:** **US D634,834 S**

(45) **Date of Patent:** **\*\* Mar. 22, 2011**

(54) **BODY FOR A PORTABLE FAN**

(75) Inventor: **Barry Shapiro**, Doylestown, PA (US)

(73) Assignee: **Lasko Holdings, Inc.**, Wilmington, DE (US)

(\*\*) Term: **14 Years**

(21) Appl. No.: **29/370,870**

(22) Filed: **Sep. 15, 2010**

(51) **LOC (9) Cl.** ..... **23-04**

(52) **U.S. Cl.** ..... **D23/378; D23/335; D23/314; D23/332**

(58) **Field of Classification Search** ..... D23/317, D23/314, 332, 333, 334, 335, 337, 342, 351, D23/355, 378, 370, 381, 364, 336, 341; 416/244 R, 416/247 R, 53.1-53.3; 392/365, 367  
See application file for complete search history.

(56) **References Cited**

**U.S. PATENT DOCUMENTS**

D507,340 S *	7/2005	Shapiro	.....	D23/335
D562,952 S *	2/2008	Lewis	.....	D23/341
D562,953 S *	2/2008	Lewis	.....	D23/341
D567,344 S *	4/2008	Gao	.....	D23/317
D572,350 S *	7/2008	Shapiro	.....	D23/317
D578,630 S *	10/2008	Shapiro	.....	D23/335
D604,816 S *	11/2009	Cepress	.....	D23/332

D604,817 S *	11/2009	Lee	.....	D23/332
D604,819 S *	11/2009	Krapfl	.....	D23/332
D605,264 S *	12/2009	Cepress	.....	D23/332
D606,182 S *	12/2009	Lee	.....	D23/314

\* cited by examiner

*Primary Examiner* — T. Chase Nelson

*Assistant Examiner* — Ania K Dworzecka

(74) *Attorney, Agent, or Firm* — Martin Fruitman

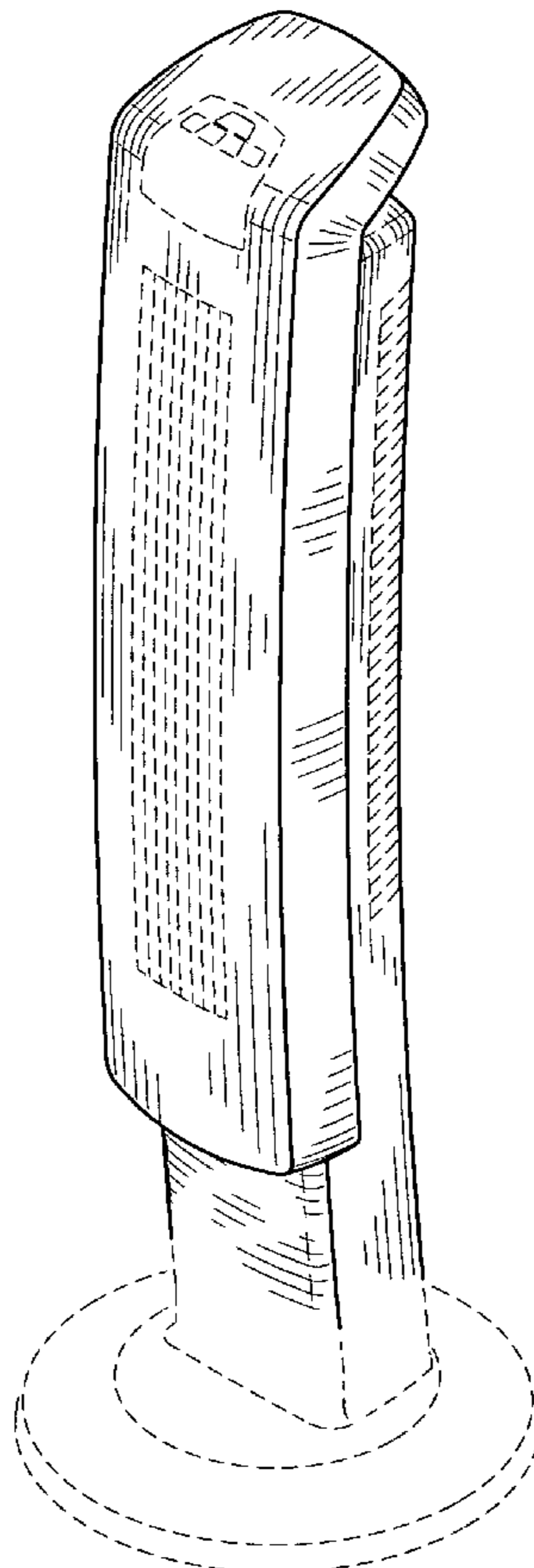
(57) **CLAIM**

The ornamental design for a body for a portable fan, as shown and described.

**DESCRIPTION**

FIG. 1 is a right side front perspective view of a body for a portable fan showing my new design;  
FIG. 2 is a right side rear perspective view thereof;  
FIG. 3 is a front elevation view thereof;  
FIG. 4 is a right side elevation view thereof;  
FIG. 5 is a left side elevation view thereof;  
FIG. 6 is a rear elevation view thereof; and,  
FIG. 7 is a top plan view thereof.  
The broken line showing of front grill, front controls and rear grill in FIGS. 1-7 is for illustrative purposes only and forms no part of the claimed design.

**1 Claim, 7 Drawing Sheets**




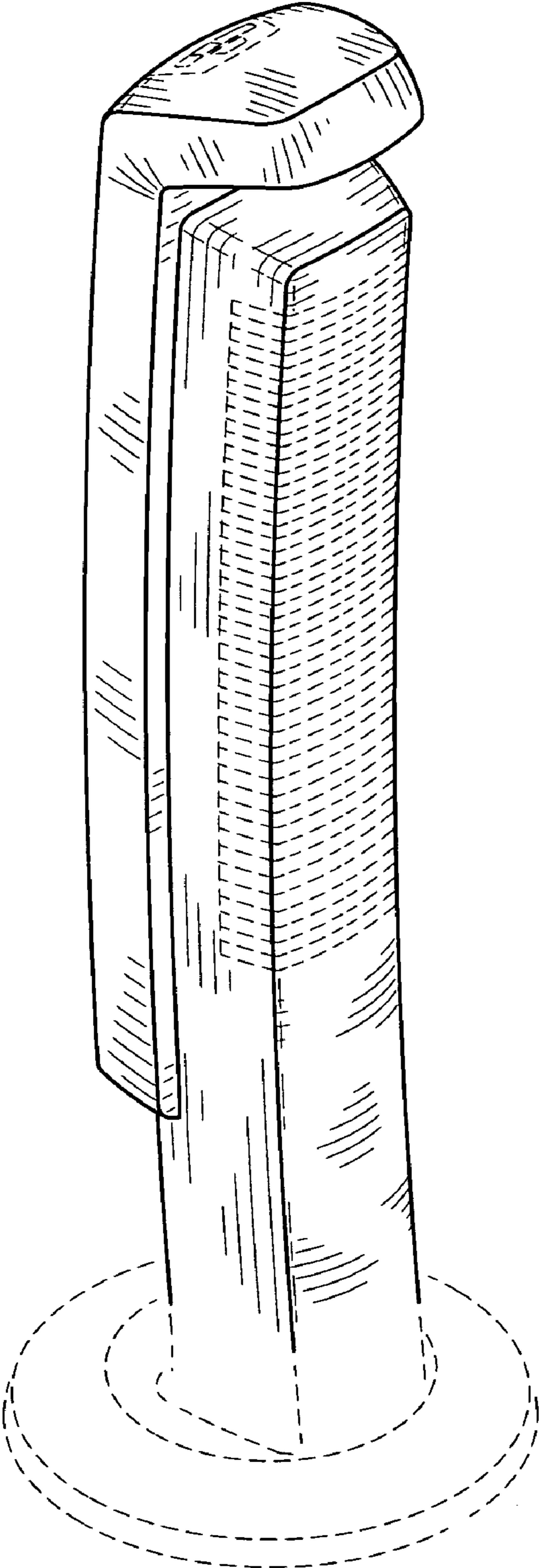


FIG. 1



**FIG. 2**

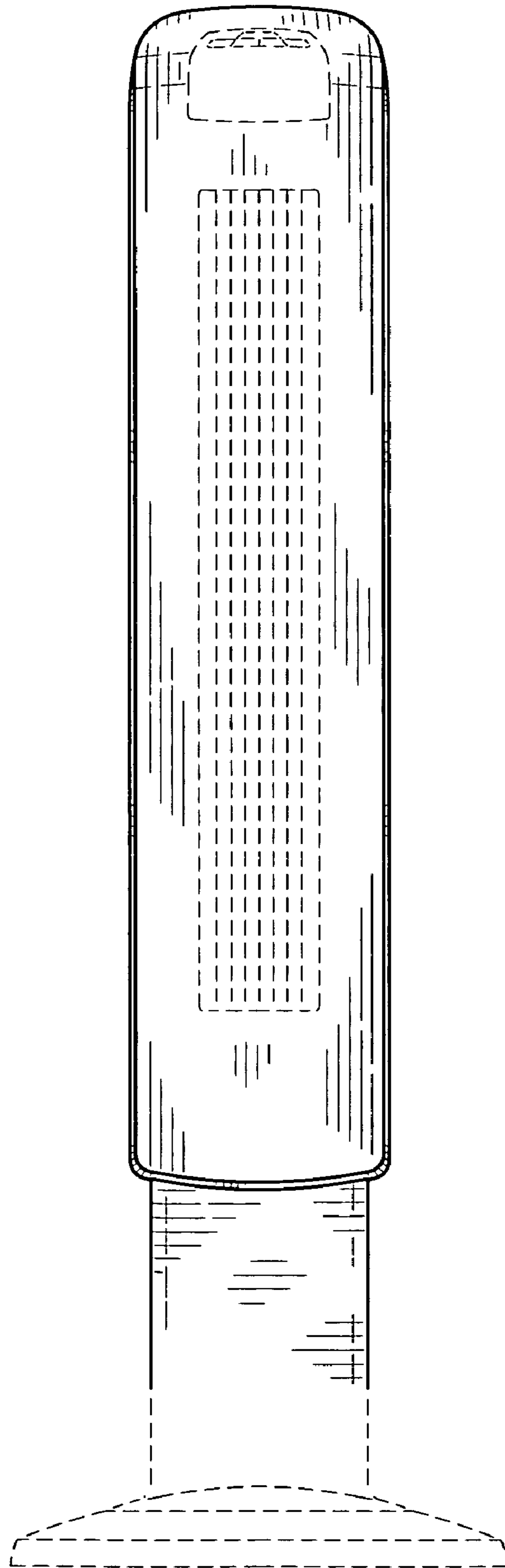


FIG. 3

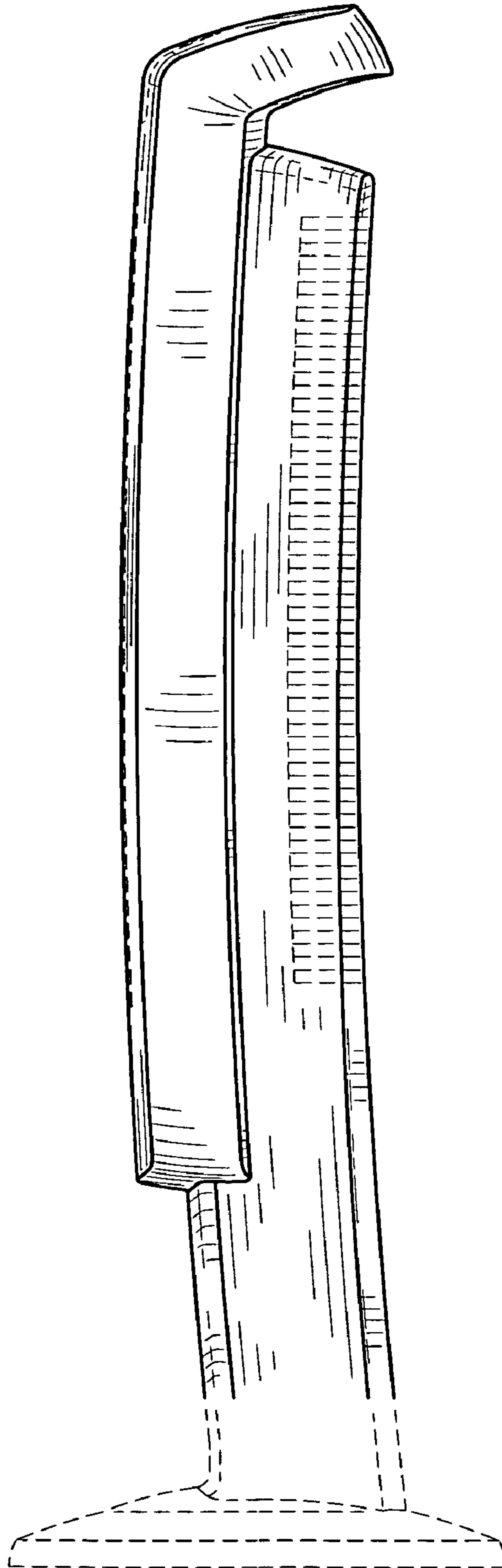


FIG. 4

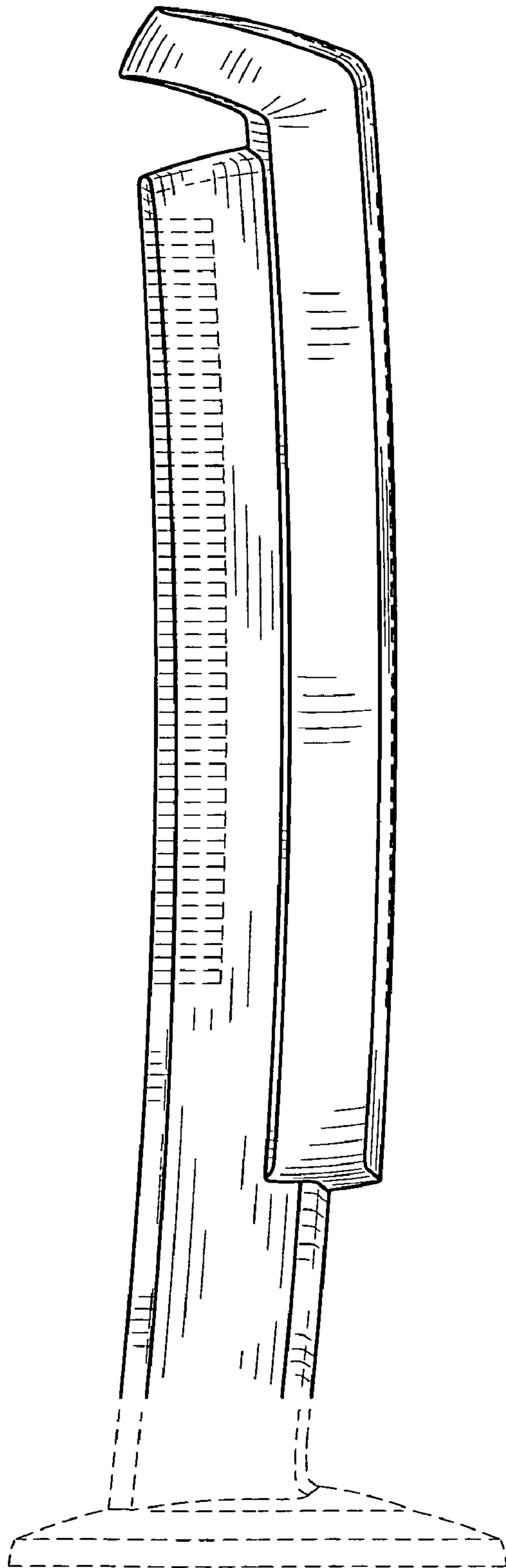


FIG. 5

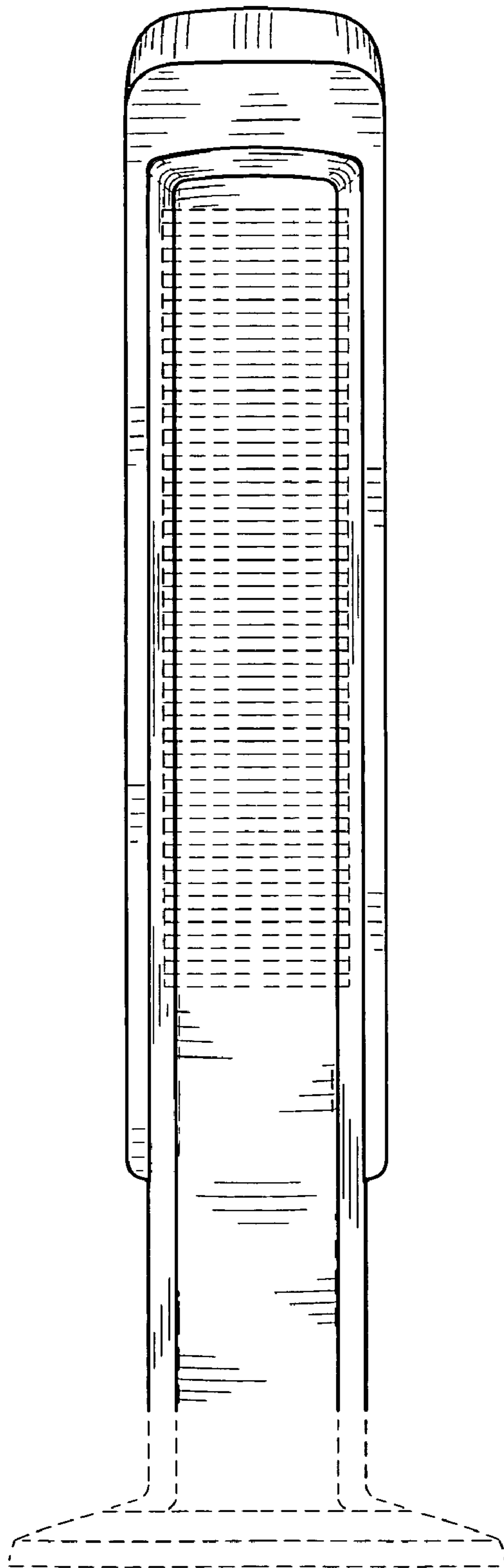


FIG. 6



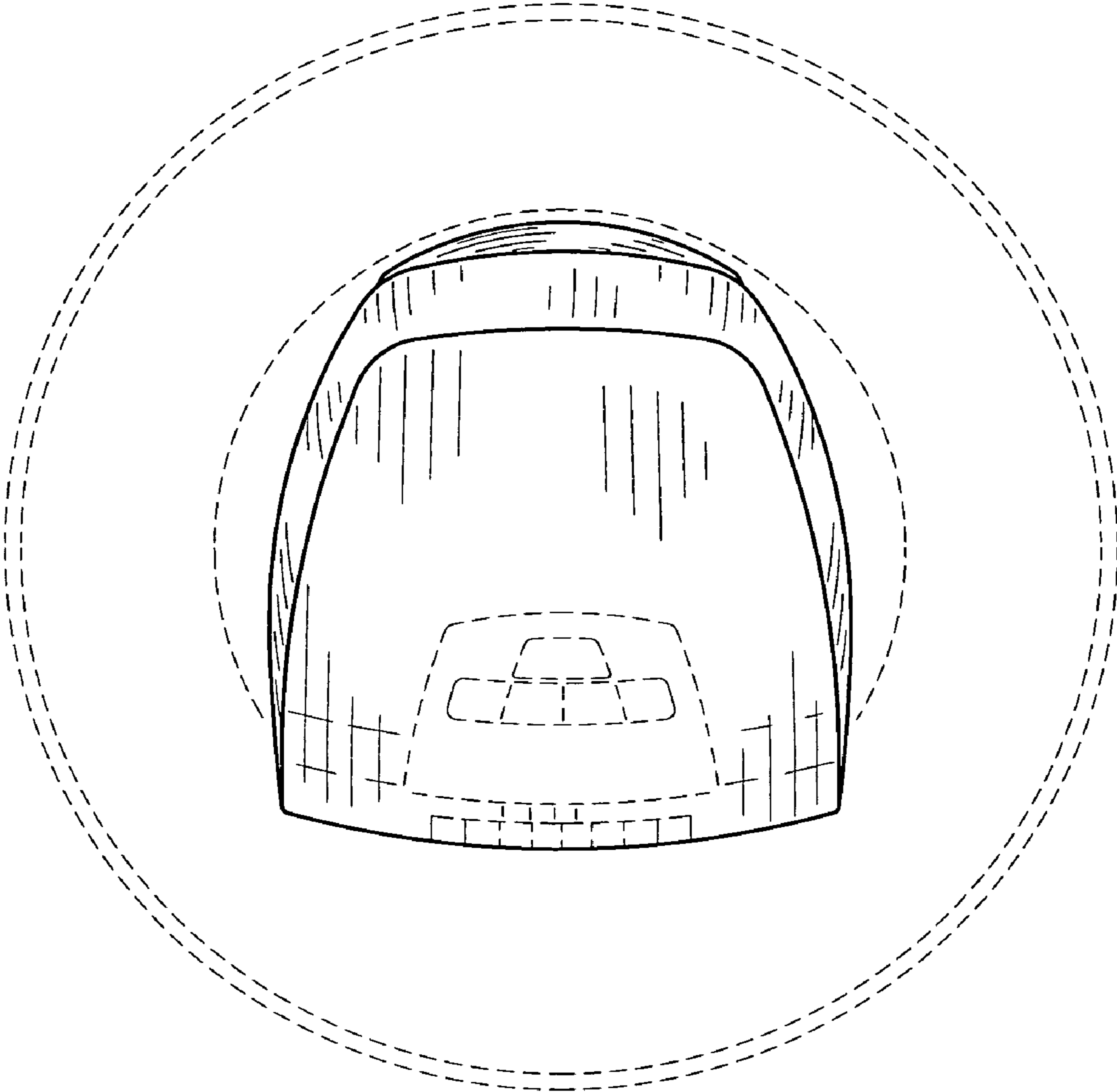


FIG. 7