



US00D634828S

(12) **United States Design Patent**  
**Nakamura**

(10) **Patent No.:** **US D634,828 S**

(45) **Date of Patent:** **\*\* Mar. 22, 2011**

(54) **AIR PURIFIER**

(75) Inventor: **Junji Nakamura**, Kusatsu (JP)

(73) Assignee: **Daikin Industries Ltd.**, Osaka-Shi,  
Osaka (JP)

(\*\*) Term: **14 Years**

(21) Appl. No.: **29/347,992**

(22) Filed: **Sep. 7, 2010**

(30) **Foreign Application Priority Data**

May 11, 2010 (JP) ..... 2010-011474

(51) **LOC (9) Cl.** ..... **23-04**

(52) **U.S. Cl.** ..... **D23/355**

(58) **Field of Classification Search** ..... D23/355-366,  
D23/352, 369, 332, 333, 335, 336, 342, 351;  
422/120, 122; 55/356, 473, 504; 96/97;  
261/DIG. 17, DIG. 65, DIG. 88, DIG. 31  
See application file for complete search history.

(56) **References Cited**

**U.S. PATENT DOCUMENTS**

D360,028 S *	7/1995	Matsuda	.....	D23/364
D448,070 S *	9/2001	De' Longhi	.....	D23/333
D448,836 S *	10/2001	De' Longhi	.....	D23/333
D453,560 S *	2/2002	Van Brunt	.....	D23/355
D538,416 S *	3/2007	Ediger et al.	.....	D23/335

D545,952 S *	7/2007	Ching et al.	.....	D23/342
D555,776 S *	11/2007	Chiu	.....	D23/364
D559,372 S *	1/2008	Lam	.....	D23/364
D561,881 S *	2/2008	Huang	.....	D23/356
D599,896 S *	9/2009	Choi	.....	D23/364
D605,273 S *	12/2009	Mallet-Roulon	.....	D23/364
D621,493 S *	8/2010	Choi	.....	D23/355
D625,398 S *	10/2010	Choi	.....	D23/364

\* cited by examiner

*Primary Examiner* — T. Chase Nelson

*Assistant Examiner* — David G Muller

(74) *Attorney, Agent, or Firm* — Manabu Kanesaka

(57) **CLAIM**

The ornamental design for an air purifier, as shown and described.

**DESCRIPTION**

FIG. 1 is a front perspective view of an air purifier showing my new design;

FIG. 2 is a rear perspective view thereof;

FIG. 3 is a front view thereof;

FIG. 4 is a rear view thereof;

FIG. 5 is a left side view thereof;

FIG. 6 is a right side view thereof;

FIG. 7 is a plan view thereof;

FIG. 8 is a bottom view thereof; and,

FIG. 9 is a section view thereof taken along line 9—9 in FIG. 3, wherein an internal structure is omitted.

The broken lines depict portions of the air purifier that form no part of claimed design.

**1 Claim, 8 Drawing Sheets**

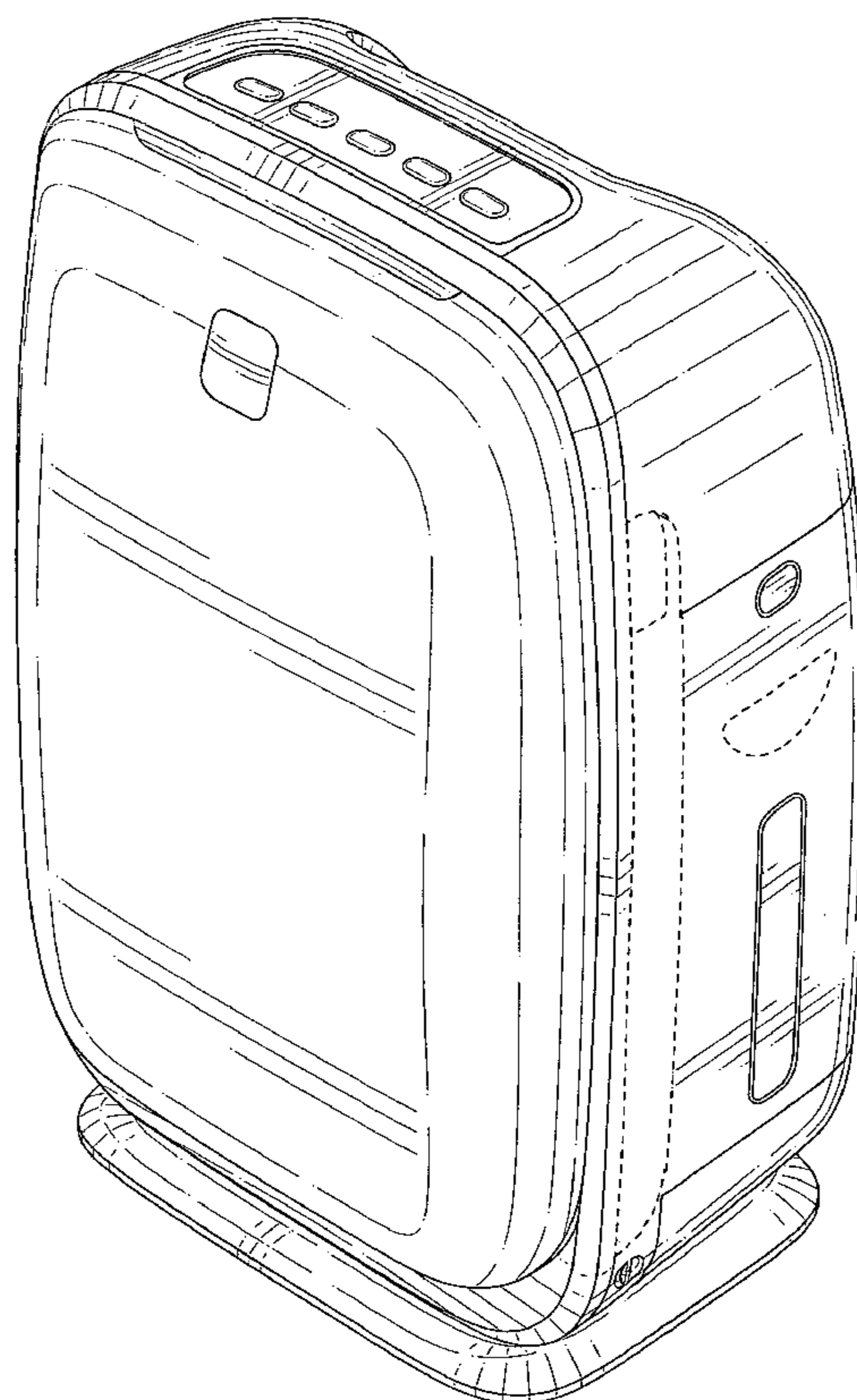


FIG. 1



FIG.2

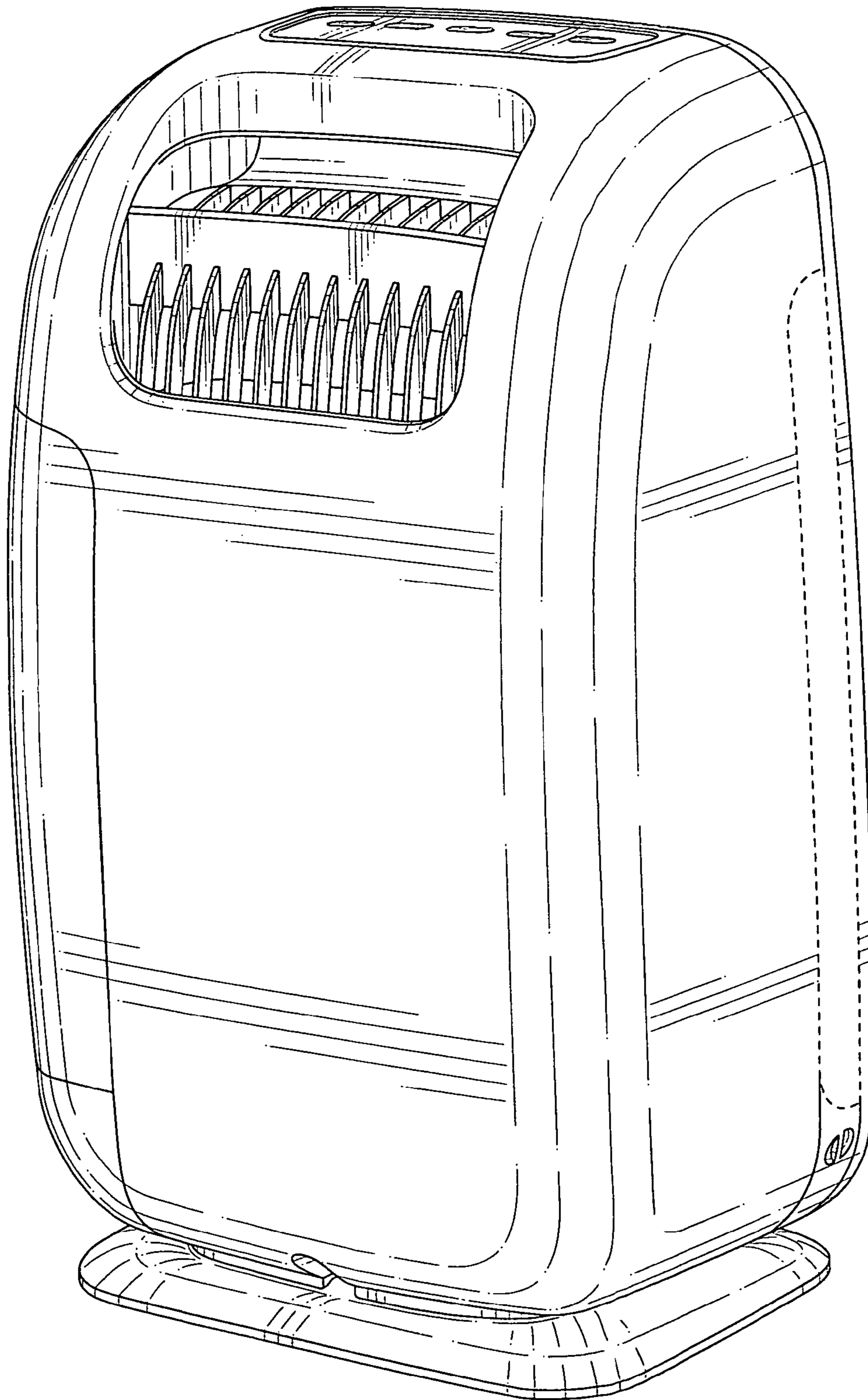
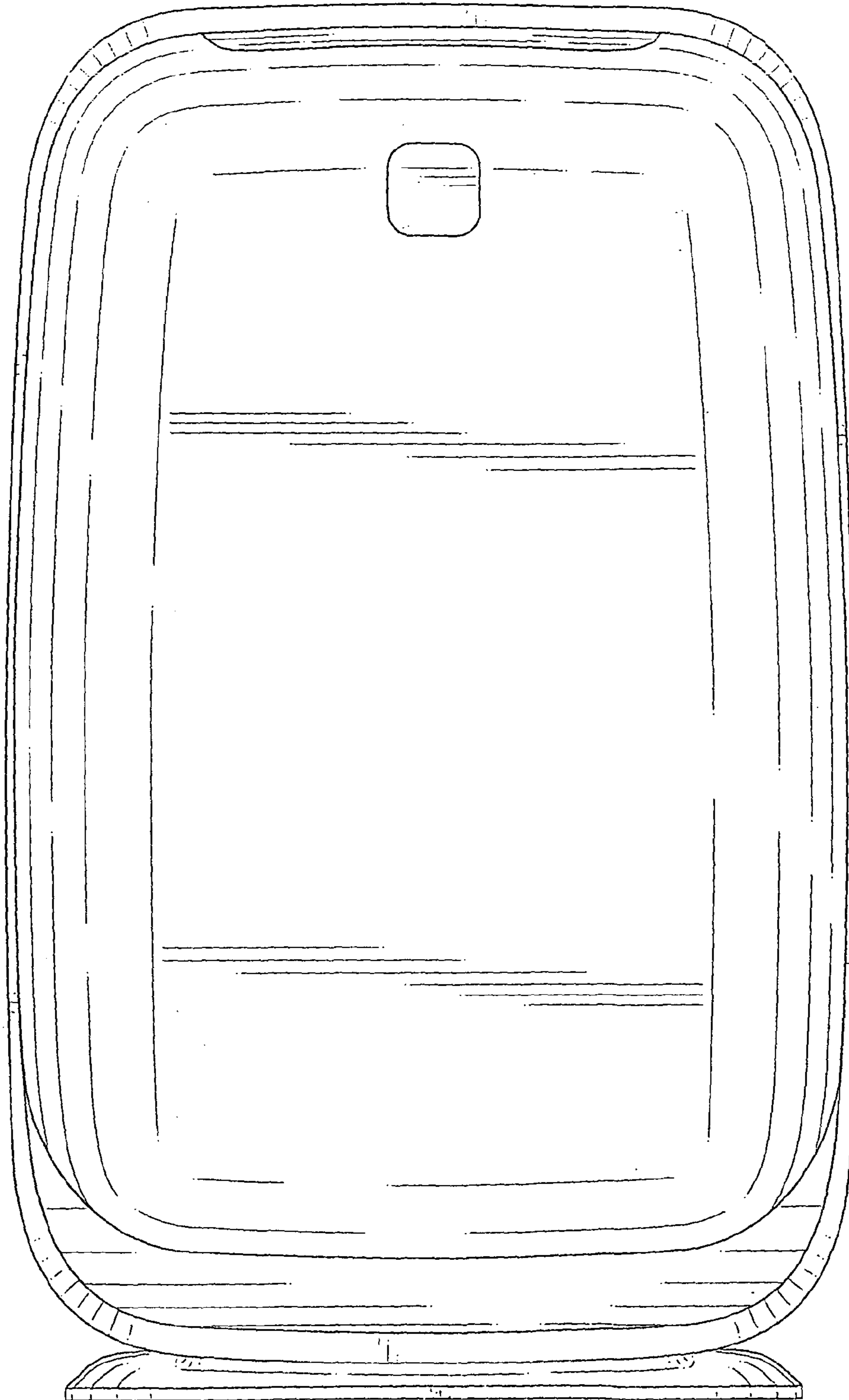


FIG. 3

9 ↙



9 ↘

FIG.4

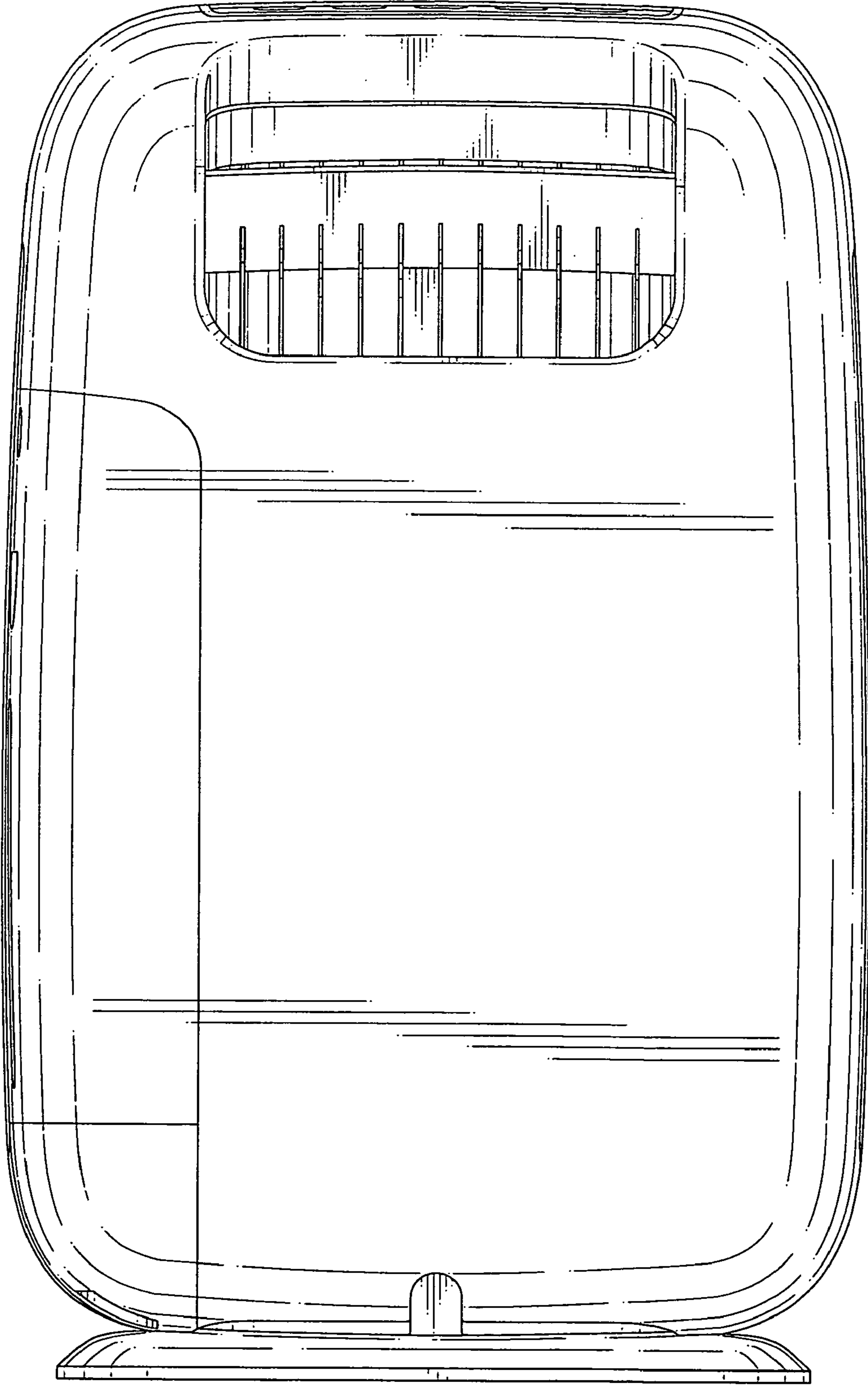


FIG.5




FIG.6

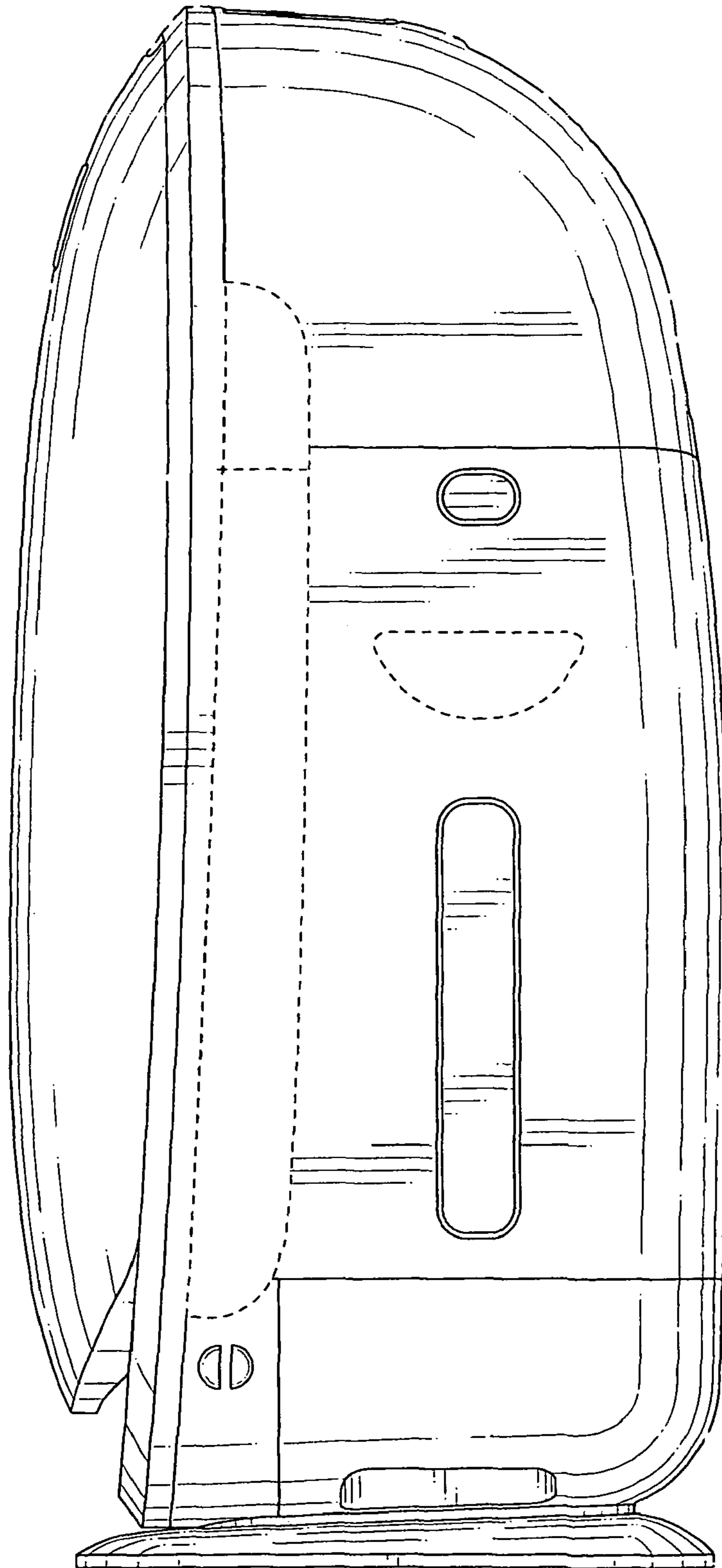


FIG.7

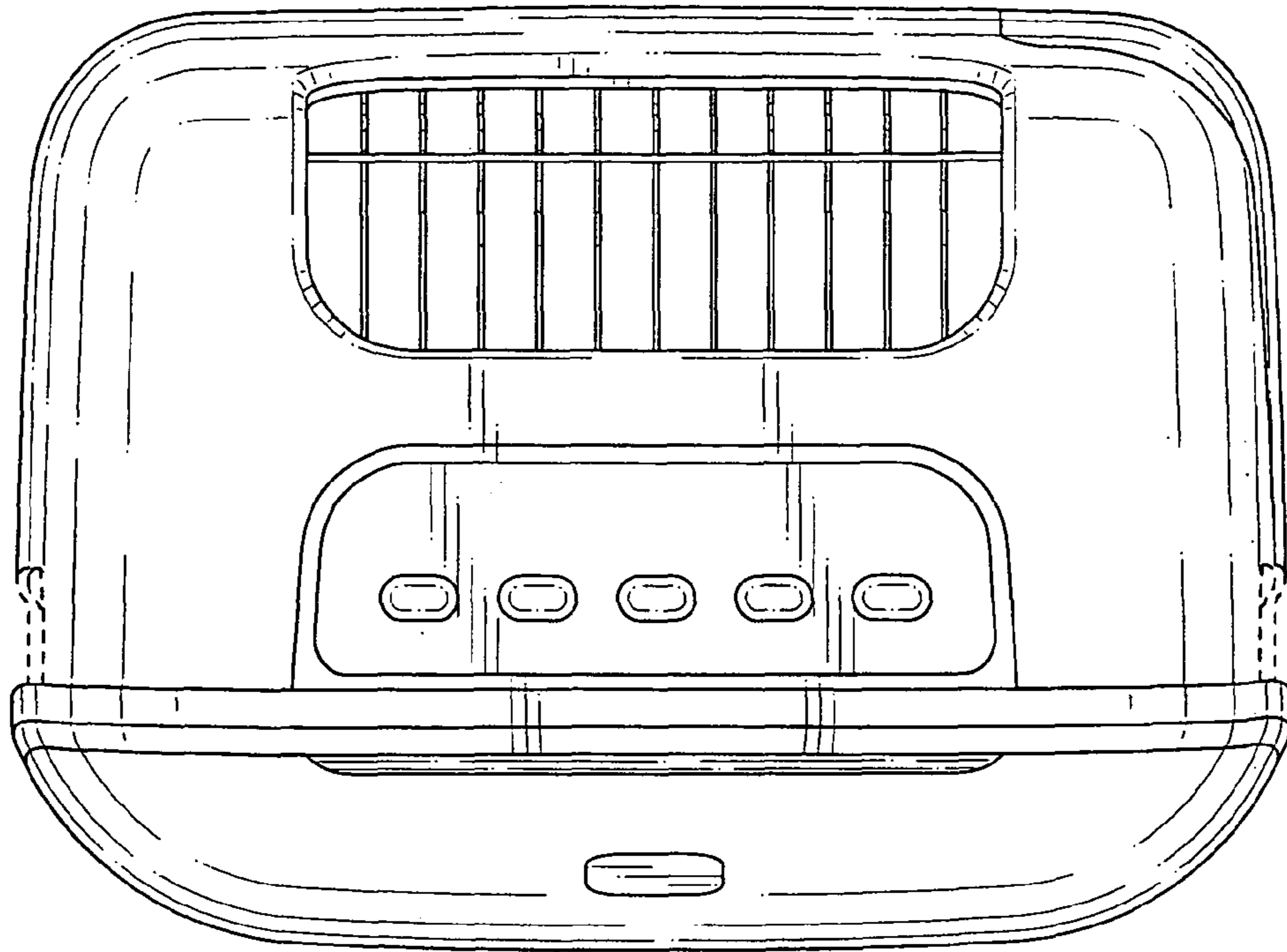


FIG.8






FIG.9

